APPENDIX A: Scoping Meeting Minutes

Senior Living Urban (Epsom) Ltd

Guild Living Care Community, Epsom Hospital

mayer brown

Minutes of Meeting

Date and Time of Meeting: Friday 18th October at 2pm

Venue: County Hall, Kingston-upon-Thames KT1 2DY

Attendees:

Name	Initials	Company	Initials
Davinder Ranu	DR	Marchese Partners	MP
Emma Curtis	EC	Morgan Sindall	MS
Lita Ferguson	LF	Surrey County Council	SCC
Mike Maxwell	MM	Guild Living	GL
Richard Gregory	RG	Mayer Brown	MB
Scott Dickson	SD	Surrey County Council	SCC

Purpose of Meeting: Highways Pre-App

Item	Minutes	Action
1	Overall principals of the development and its operation understood, APS parking system accepted as a good solution for resident/staff parking.	n/a
2	Control/management required for visitor parking accessed from hospital access.	GL
3	Assessment of existing restrictions on local roads (within 200m) with potential contribution to the funding of additional restrictions if considered necessary to mitigate overflow parking by visitors to the site.	RG
4	Further information required with regards to the assumed number of spaces at the nursery that would be taken up by hospital and guild staff.	GL
5	Agreed that 2 methodologies would be used for predicted trips to/from the site as a sensitivity test.	RG
6	Car club spaces supported and suggested that we contact Enterprise who have an existing network in Surrey, Enterprise car club spaces would need to be in a publicly accessible location.	GL
7	Interview surveys to be undertaken at the M&S, WHSmiths and Costa units within the hospital to determine whether any visitors are using these facilities without any other reason for being at the hospital, this data can then be used to support the assumption that the similar units on the Guild site would not attract additional trips.	RG
8	SD requested additional time to consider the extent of the additional junction surveys required but agreed that this would be treated as a priority next week so that the surveys could be booked for the week immediately after half-term.	SD
9	Methodology for the distribution of trips to be agreed but likely to be based on existing traffic flows and local journey to work data (or similar).	RG/SD
10	Travel Plan and Construction Traffic Management Plan (including delivery vehicles/number/routes and site plan etc) required in addition to the Transport Assessment as part of the planning submission.	EC/RG
11	SCC stated that they will not be providing a written response to the Pre-App as they believe that for a development of this size an ongoing dialogue is the better approach.	n/a

Circulation: To all attendees, plus the following:

Name	Initials	Company

Author: RG

Date: 31st October 2019

APPENDIX B: Accessibility Index

Site Name: Guild Living - Epsom Hospital **Project Code:** GLEpsom.1 **Date:** 22/11/2019

Assessor Name: Richard Gregory

PTAL Calculator (Manual)

Parameters

Walk Speed (metres/min)	80
Bus reliability (mins)	2
Peak hour services	

Stop	Route	Distance (metres)	Frequency (v/h)	Weight	Walk Time (mins)	Service Wait Time (SWT) (mins)	Access Time (mins)	Equivalent Doorstep Frequency (EDF)	Accessibility Index
Epsom Hosp	E5	120	1	0.5	1.50	32.00	33.50	0.90	0.45
	166	120	1	0.5	1.50	32.00	33.50	0.90	0.45
	293	120	3	1	1.50	12.00	13.50	2.22	2.22
	467	120	0.1	0.5	1.50	302.00	303.50	0.10	0.05
Epsom Hosp	H1	280	1.6	0.5	3.50	20.75	24.25	1.24	0.62
Epsom Hosp	318	400	0.5	0.5	5.00	62.00	67.00	0.45	0.22
	406	400	0.2	0.5	5.00	152.00	157.00	0.19	0.10
	408	400	0.9	0.5	5.00	35.33	40.33	0.74	0.37
	479	400	1.6	0.5	5.00	20.75	25.75	1.17	0.58
	668	400	0.2	0.5	5.00	152.00	157.00	0.19	0.10
							Accessibility Index		**5.16**

Site Name: Guild Living - Epsom Hospital **Project Code:** GLEpsom.1 **Date:** 22/11/2019

Assessor Name: Richard Gregory

PTAL Calculator (Manual)

Parameters

Walk Speed (metres/min)	80
Rail reliability (mins)	0.75
Peak hour services	

Station	Route	Distance (metres)	Frequency (v/h)	Weight	Walk Time (mins)	Service Wait Time (SWT) (mins)	Access Time (mins)	Equivalent Doorstep Frequency (EDF)	Accessibility Index
							Accessibility Index		**0.00**

Site Name: Guild Living - Epsom Hospital **Project Code:** GLEpsom.1 **Date:** 22/11/2019

Assessor Name: Richard Gregory

PTAL Calculator (Manual)

Parameters

Walk Speed (metres/min)	80
Tram reliability (mins)	0.75
Peak hour services	

Stop	Route	Distance (metres)	Frequency (v/h)	Weight	Walk Time (mins)	Service Wait Time (SWT) (mins)	Access Time (mins)	Equivalent Doorstep Frequency (EDF)	Accessibility Index
								Accessibility Index	**0.00**

Site Name: Guild Living - Epsom Hospital **Project Code:** GLEpsom.1 **Date:** 22/11/2019

Assessor Name: Richard Gregory

Total Site Accessibility Index =	**5.16**
Site PTAL Level =	**2**

PTAL	Range of Index
1 (Low)	0 - 5
2	5.01 - 10
3	10.01 - 15
4	15.01 - 20
5	20.01 - 25
6 (High)	25.01 +

APPENDIX C: Site Layout Plan

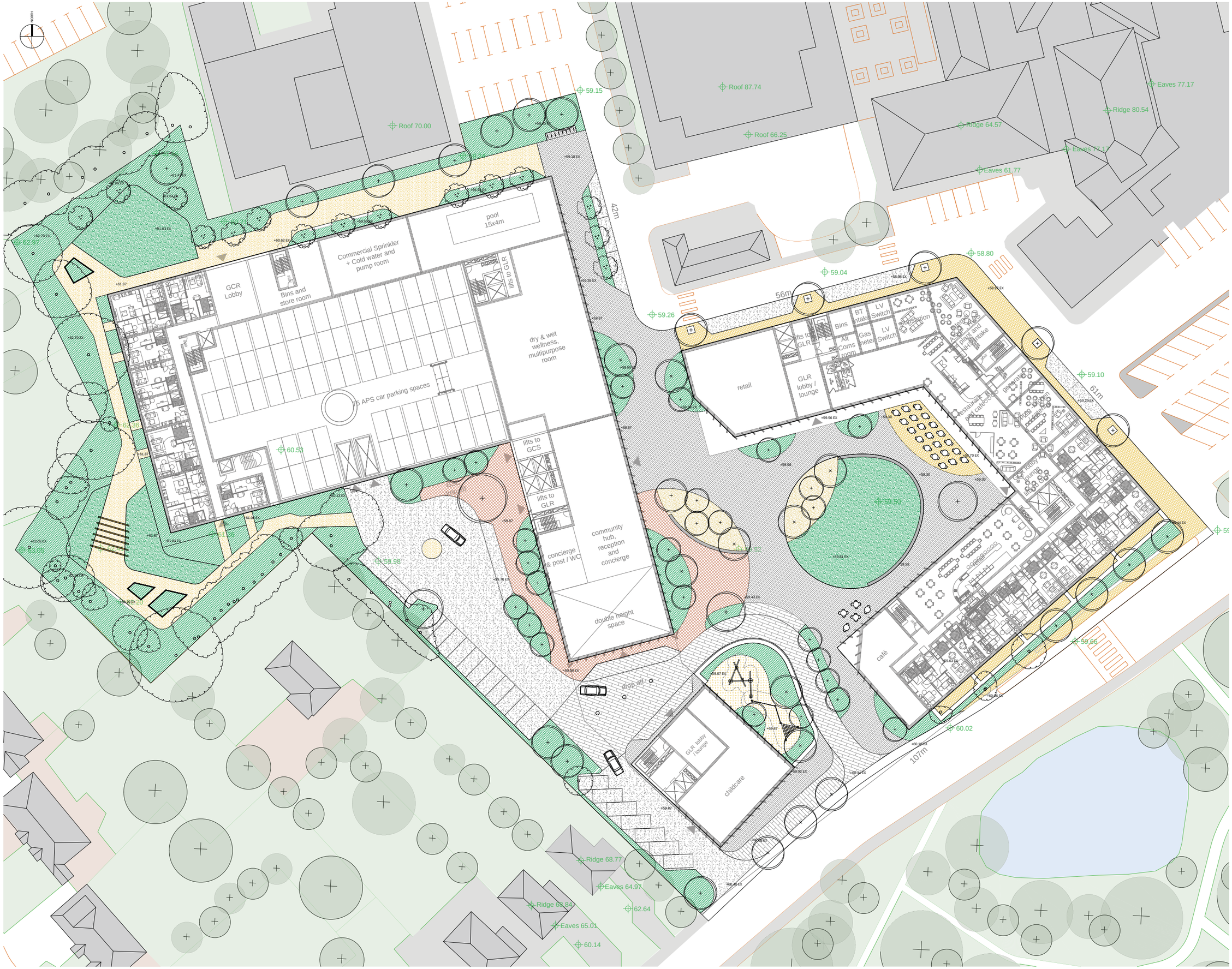

GENERAL NOTES.

This drawing remains the copyright of Andy Sturgeon Garden Design Limited.
All dimensions to be checked prior to commencement of any works, and/or preparation of any shop drawings on site.
Any dimensonal discrepancies and alterations to be referred to the designer.

DO NOT SCALE FROM THIS DRAWING.

KEY

- Project Boundary
- Existing trees retained
- Proposed Trees: 42no.
- Proposed Multi-stem Trees: 15no.
- Paving type 1: 1361m2
- Paving type 2: 586m2
- Paving type 3: 157m2
- Paving type 4: 694m2
- Paving type 5: 400m2
- Paving type 6: 573m2
- Paving type 7: 391m2
- Access Road/parking: 945m2
- Proposed Planting: 2179m2
- Feature hedge: 105 Lm.
- Lawn: 674m2
- Seating units: 51Lm
- Spill out furniture
- Bike Stands
- Tree grille: 10no.
- Play Features
- Pergola
- Gate

0m 5m 10m 20m

Scale 1:200 @A0

No	Date	Issue notes			
P03	16.12.19	Issue for PPA4	JW	NH	AS
P02	07.10.19	Issue for PPA3	JW	NH	AS
P01	20.08.19	First issue	JW	NH	AS

ANDY STURGEON DESIGN
7 Marlborough Place, Brighton BN1 1UB
Tel: 01273 672575 info@andysturgeon.com www.andysturgeon.com

project no.	drawing no.	issue
596	_P_00_100	P03

client: Guild Living

project: Epsom

Guild Living

drawing: Ground Floor Masterplan

scale: 1:200@A0 1:400@A2

APPENDIX D: Swept Path Analysis

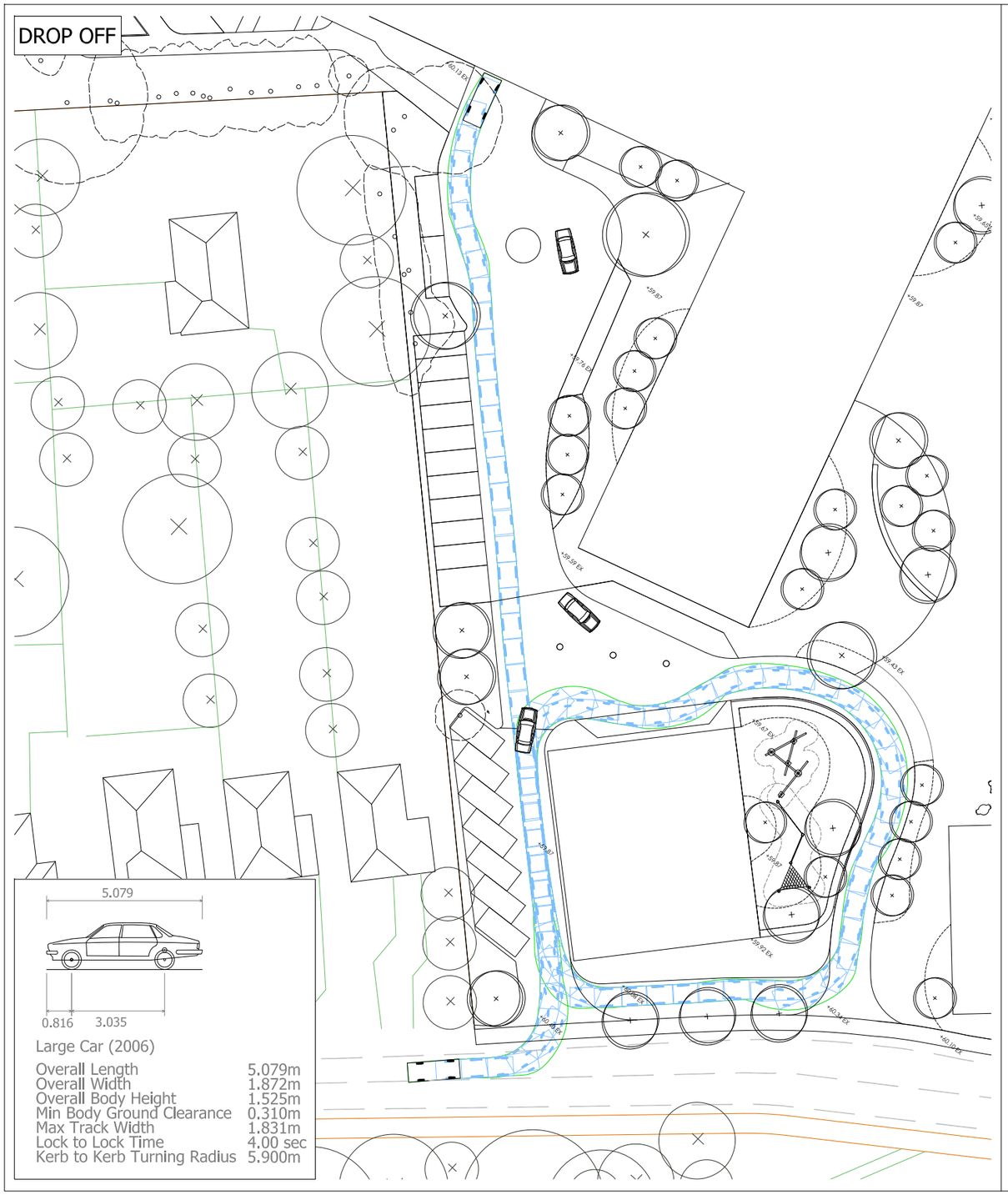

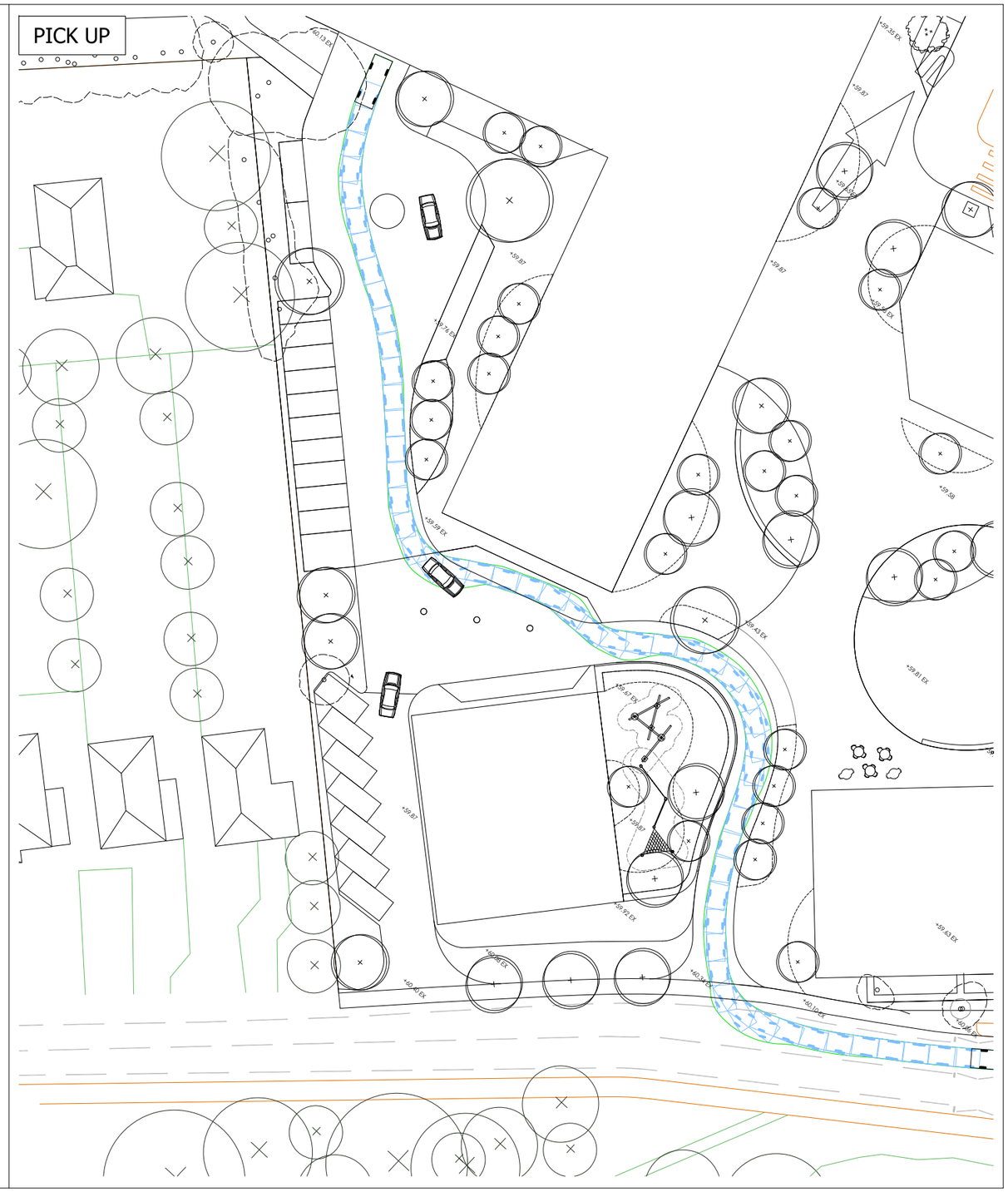

© Crown copyright and database rights 2019. Ordnance Survey 0100031673

mayer brown

Mayer Brown Limited
Suite 501 CityPoint Temple Gate Bristol BS1 6PL
Telephone 0117 9251027 Fax 0117 9251029
bristoloffice@mayerbrown.co.uk www.mayerbrown.co.uk

client
GUILD LIVING

project
PROPOSED LATER LIVING DEVELOPMENT
EPSOM GENERAL HOSPITAL

title
SWEPT PATH ANALYSIS
LARGE CAR ACCESSING PICK UP & DROP OFF AREAS

scale	1:500 @ A3	drawn by	RB	checked by	RG
date	NOVEMBER 2019	cad file	191219 - TRACKING		
drawing number	B/GLEPSOM.1/TK01			rev.	C

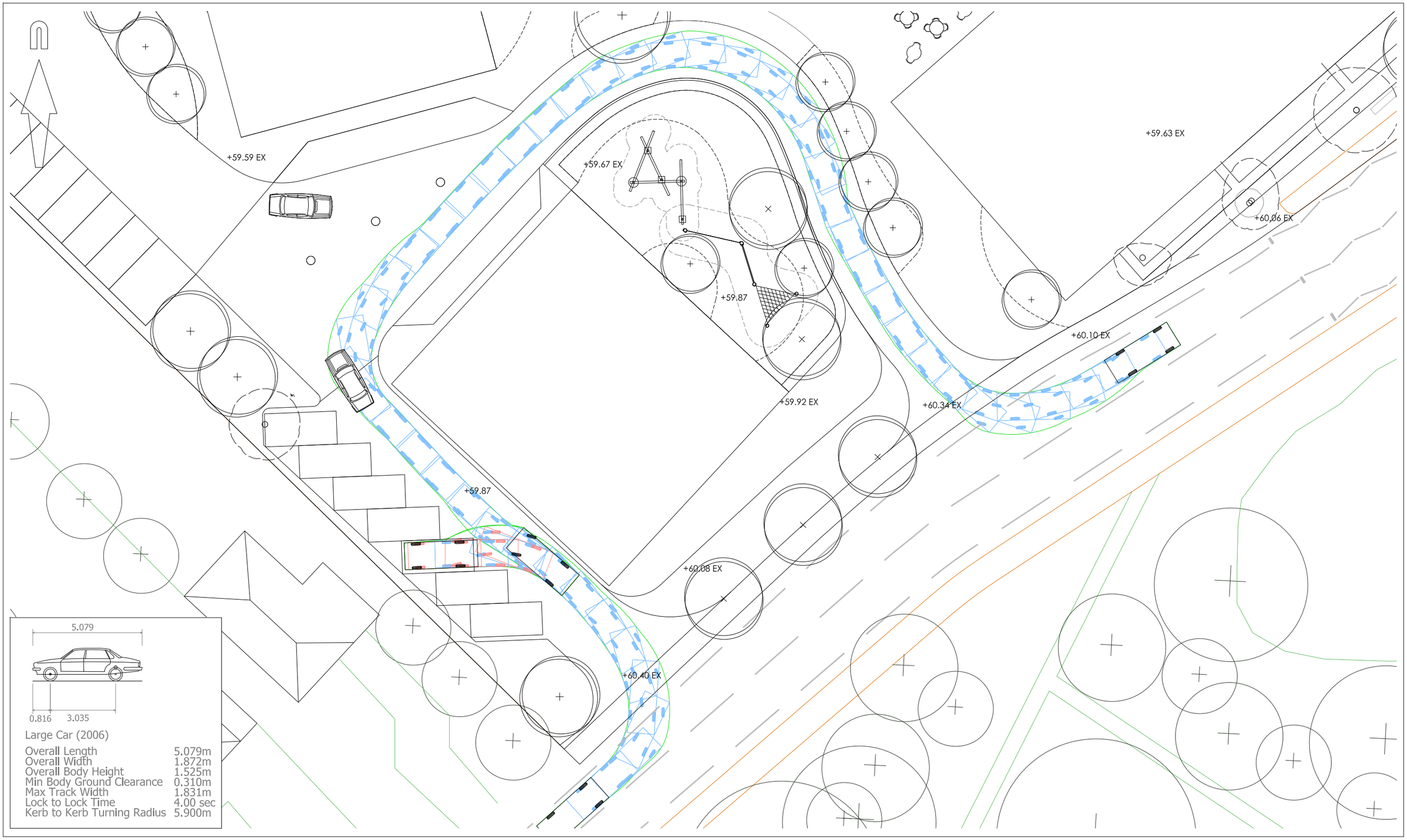

© Crown copyright and database rights 2019. Ordnance Survey 0100031673

mayer brown

Mayer Brown Limited
Suite 501 CityPoint Temple Gate Bristol BS1 6PL
Telephone 0117 9251027 Fax 0117 9251029
bristoloffice@mayerbrown.co.uk www.mayerbrown.co.uk

client
GUILD LIVING

project
PROPOSED LATER LIVING DEVELOPMENT
EPSOM GENERAL HOSPITAL

title
SWEPT PATH ANALYSIS
LARGE CAR ACCESSING NURSERY
AND ADJACENT PARKING

scale	1:250 @ A3	drawn by	RB
checked by	RG		
date	NOVEMBER 2019	cad file	191219 - TRACKING
drawing number	B/GLEPSOM.1/TK02	rev.	C

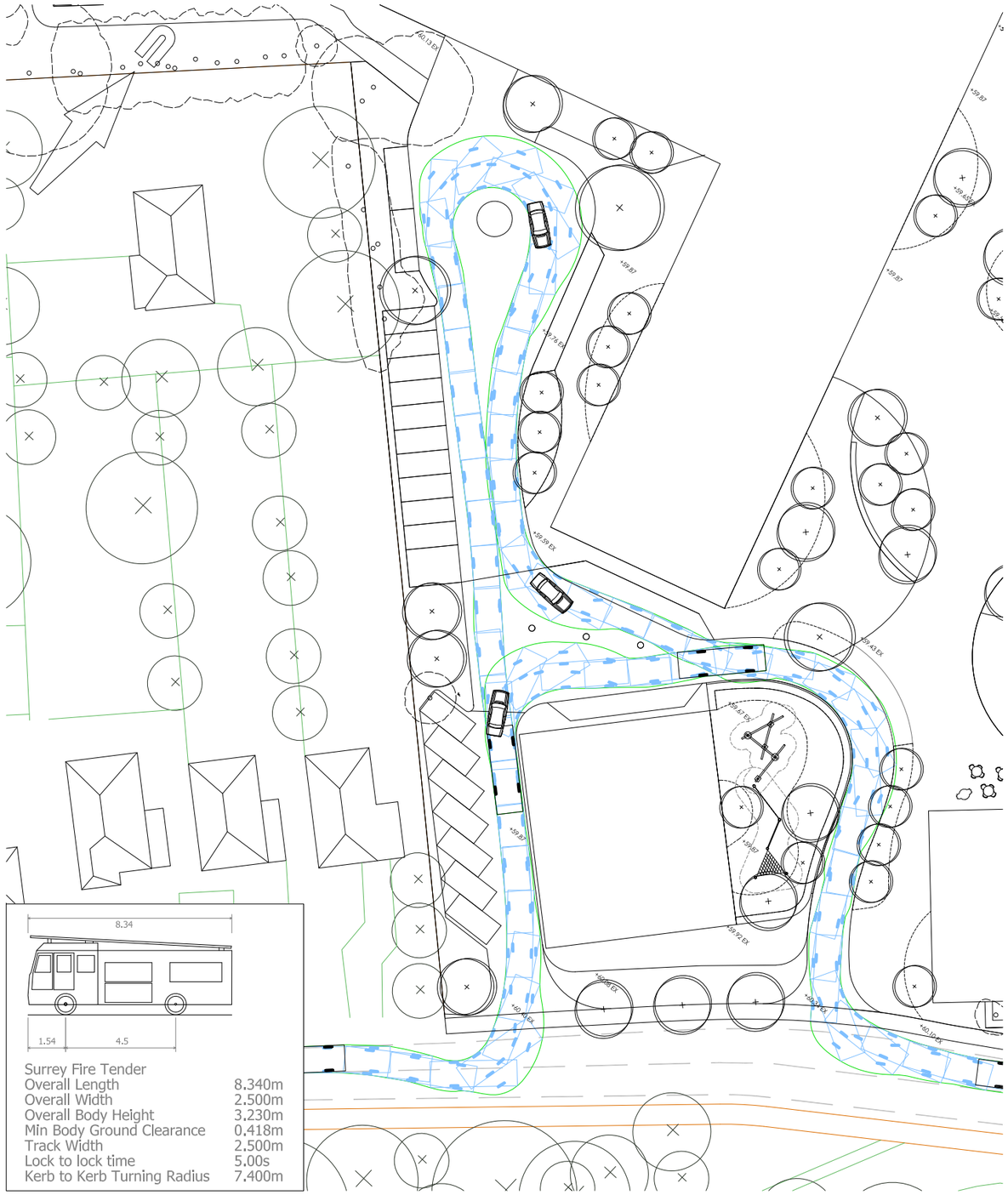

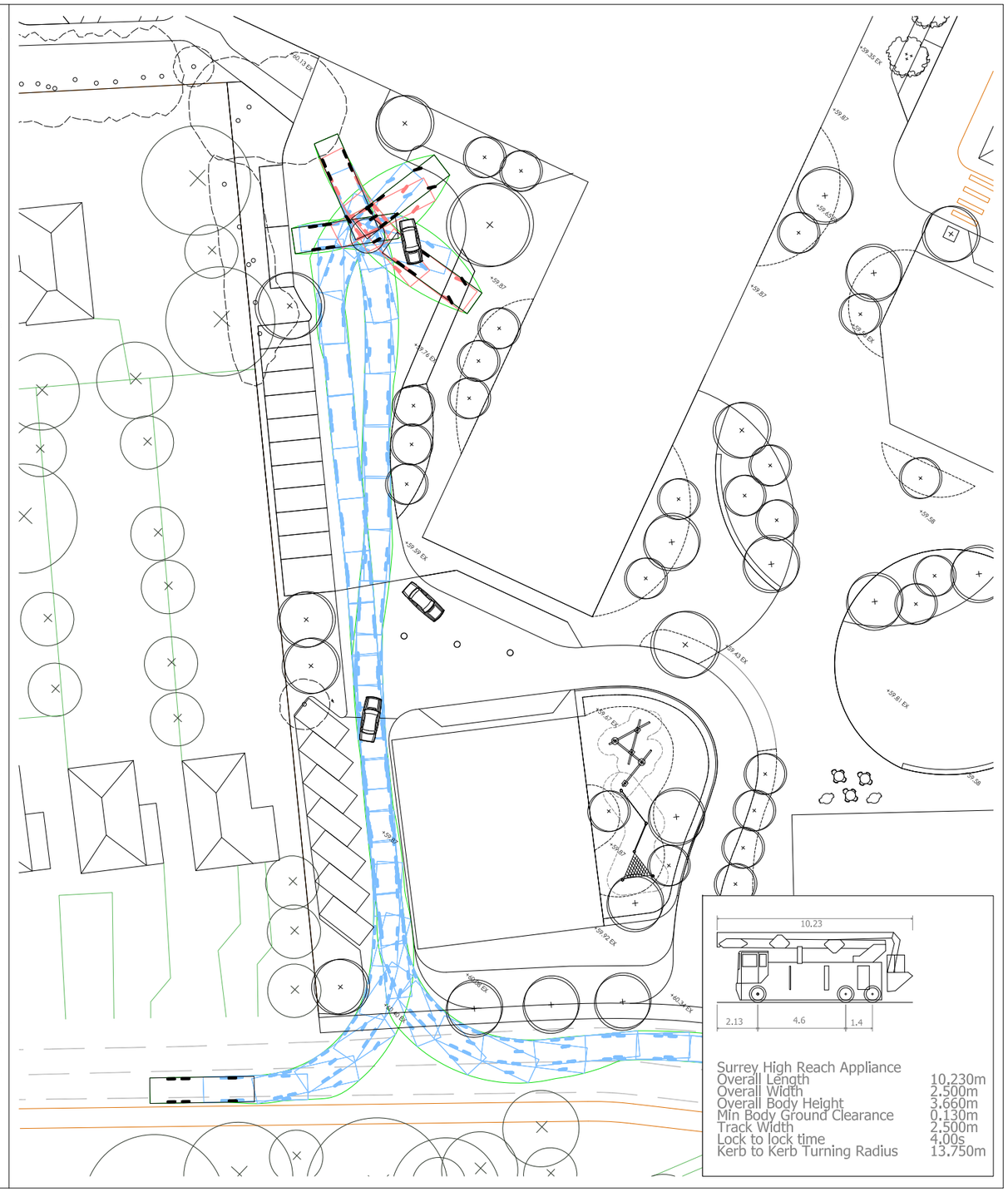

© Crown copyright and database rights 2019. Ordnance Survey 0100031673

mayer brown

Mayer Brown Limited
Suite 501 CityPoint Temple Gate Bristol BS1 6PL
Telephone 0117 9251027 Fax 0117 9251029
bristoloffice@mayerbrown.co.uk www.mayerbrown.co.uk

client
GUILD LIVING

project
PROPOSED LATER LIVING DEVELOPMENT
EPSOM GENERAL HOSPITAL

title
SWEPT PATH ANALYSIS
SURREY FIRE SERVICE VEHICLES
UTILISING INTERNAL ROUNDABOUT

scale	1:500 @ A3	drawn by	RB	checked by	RG
date	NOVEMBER 2019	cad file	191219 - TRACKING		
drawing number	B/GLEPSOM.1/TK03			rev.	C

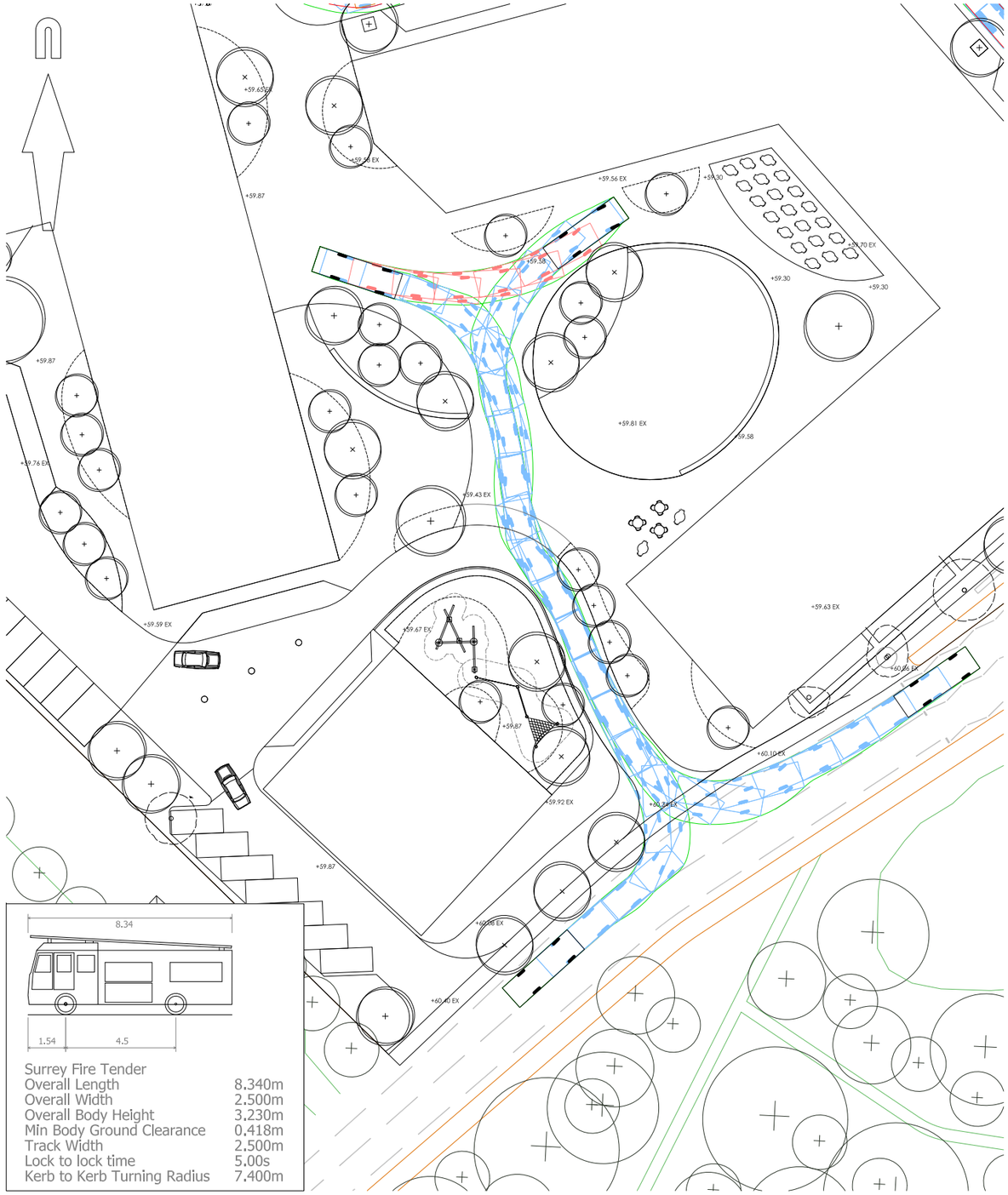

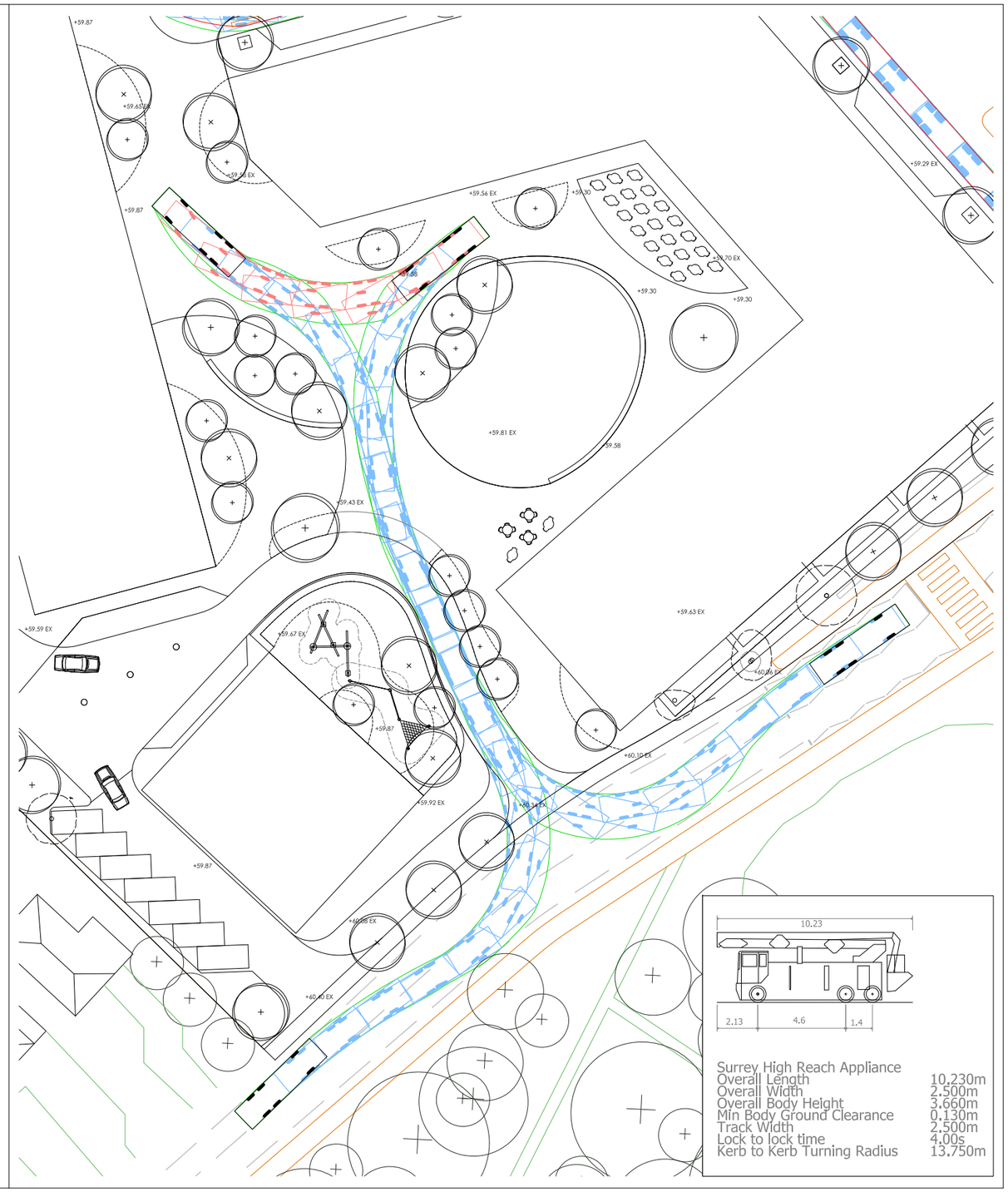

© Crown copyright and database rights 2019. Ordnance Survey 0100031673

mayer brown

Mayer Brown Limited
Suite 501 CityPoint Temple Gate Bristol BS1 6PL
Telephone 0117 9251027 Fax 0117 9251029
bristoloffice@mayerbrown.co.uk www.mayerbrown.co.uk

client
GUILD LIVING

project
PROPOSED LATER LIVING DEVELOPMENT
EPSOM GENERAL HOSPITAL

title
SWEPT PATH ANALYSIS
SURREY FIRE SERVICE VEHICLES
ACCESSING COURTYARD

scale	1:500 @ A3	drawn by	RB
checked by	RG		
date	NOVEMBER 2019	cad file	191219 - TRACKING
drawing number	B/GLEPSOM.1/TK04	rev.	B

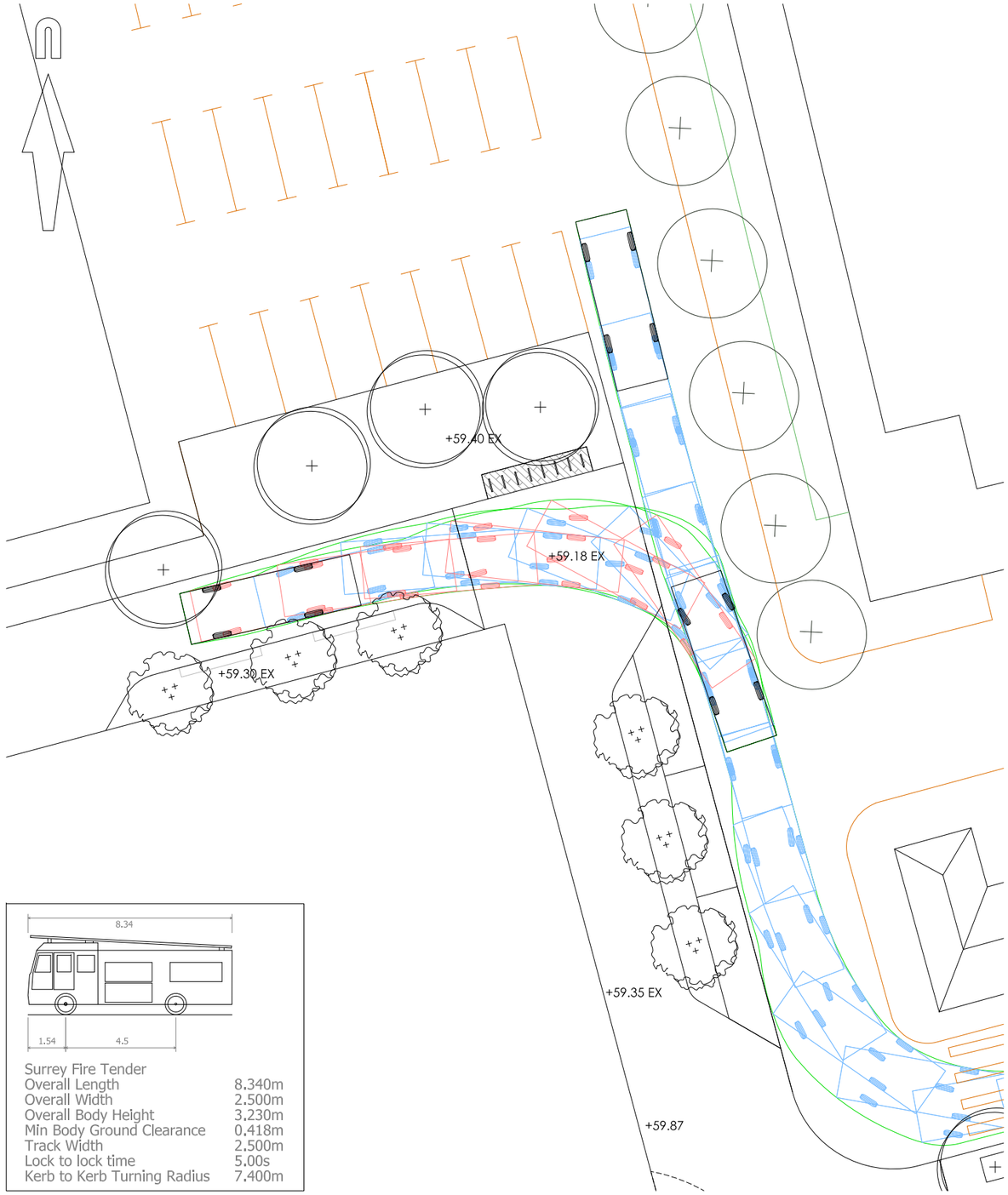

Surrey Fire Tender	
Overall Length	8.340m
Overall Width	2.500m
Overall Body Height	3.230m
Min Body Ground Clearance	0.418m
Track Width	2.500m
Lock to lock time	5.00s
Kerb to Kerb Turning Radius	7.400m

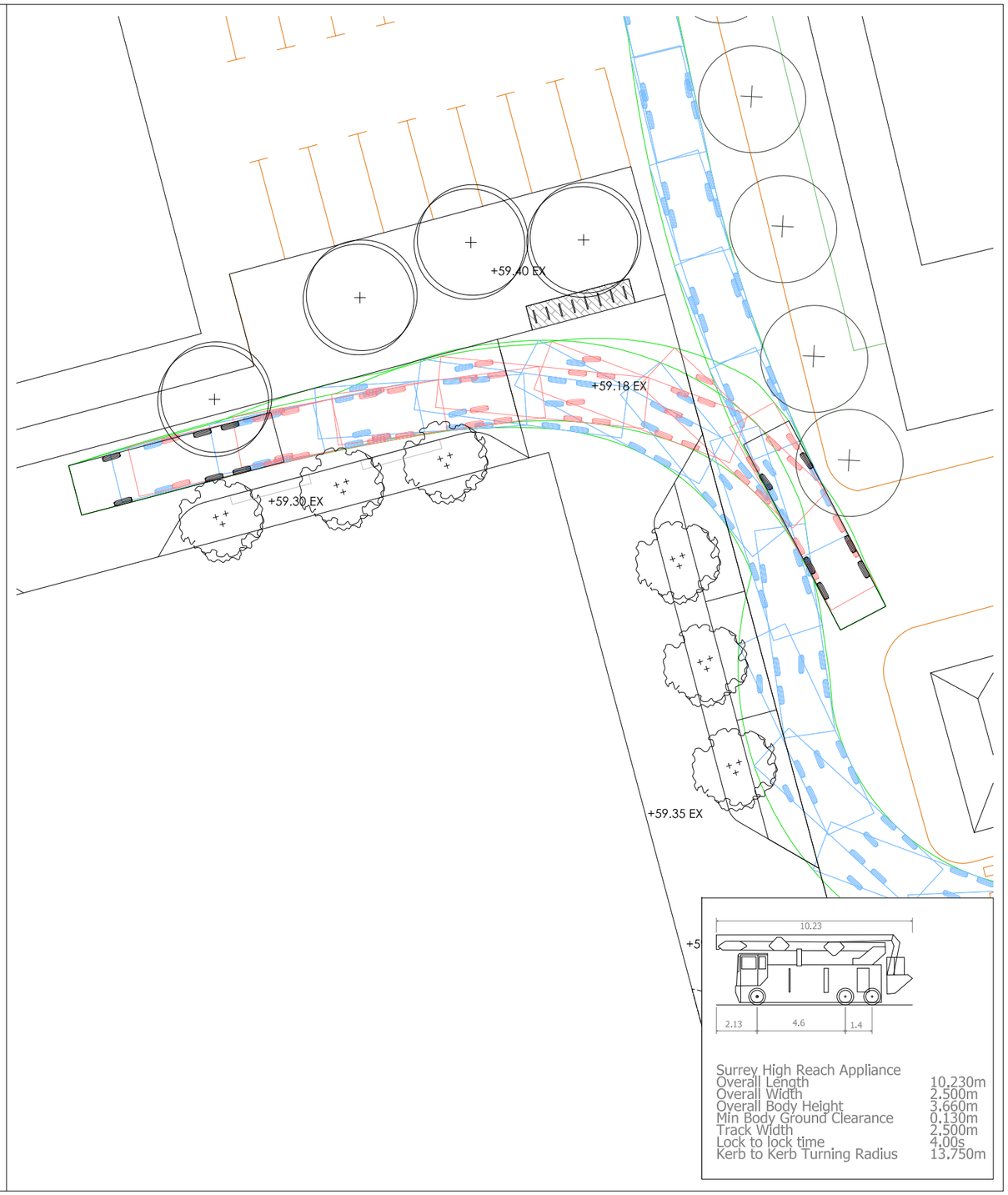

Surrey High Reach Appliance	
Overall Length	10.230m
Overall Width	2.500m
Overall Body Height	3.660m
Min Body Ground Clearance	0.130m
Track Width	2.500m
Lock to lock time	4.00s
Kerb to Kerb Turning Radius	13.750m

© Crown copyright and database rights 2019. Ordnance Survey 0100031673

mayer brown

Mayer Brown Limited
Suite 501 CityPoint Temple Gate Bristol BS1 6PL
Telephone 0117 9251027 Fax 0117 9251029
bristoloffice@mayerbrown.co.uk www.mayerbrown.co.uk

client
GUILD LIVING

project
PROPOSED LATER LIVING DEVELOPMENT
EPSOM GENERAL HOSPITAL

title
SWEPT PATH ANALYSIS
SURREY FIRE SERVICE VEHICLES
ACCESSING 20M OFF EDGE OF KERB

scale	1:250 @ A3	drawn by	RB	checked by	RG
date	NOVEMBER 2019	cad file	191219 - TRACKING		
drawing number	B/GLEPSOM.1/TK06			rev.	B

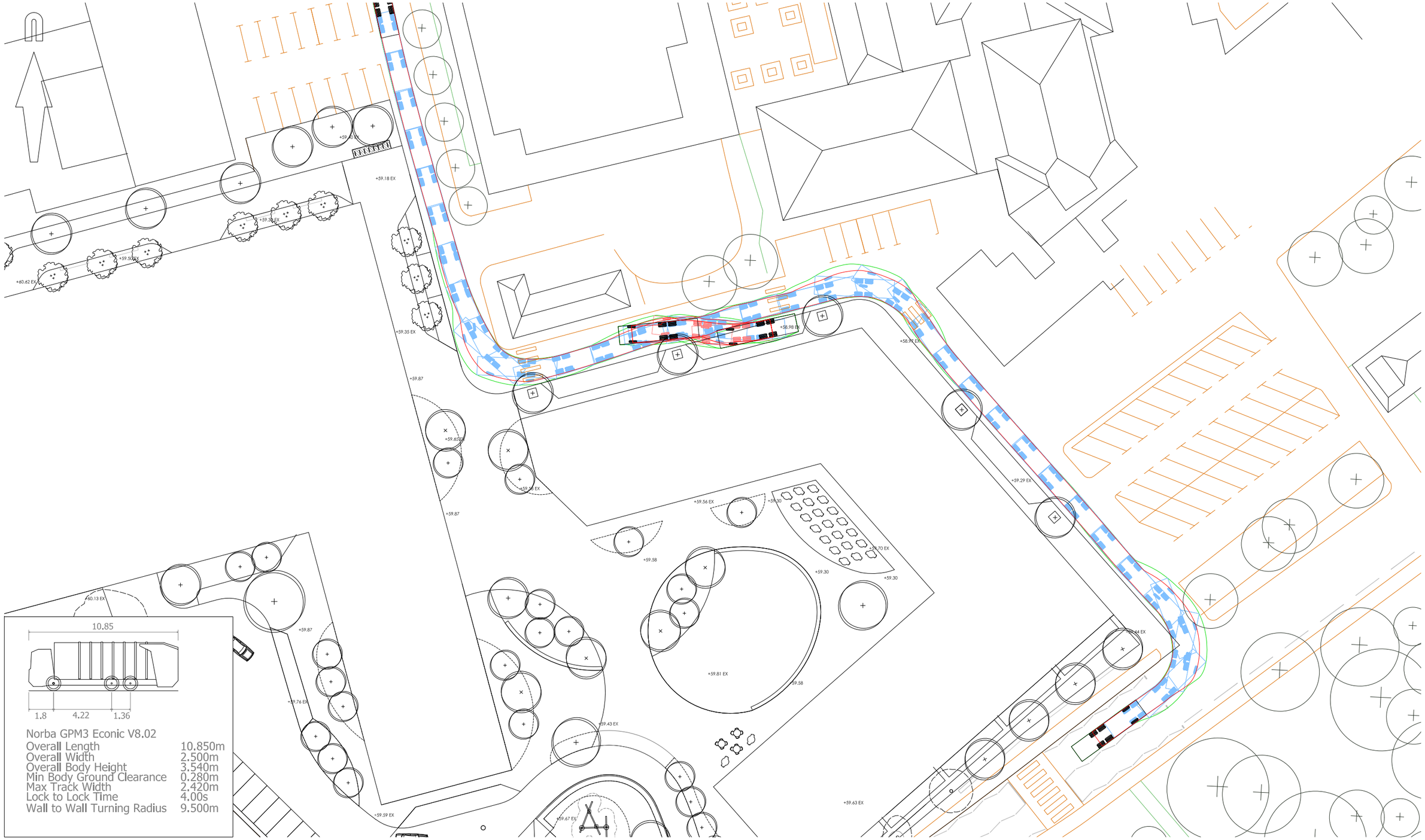

© Crown copyright and database rights 2019. Ordnance Survey 0100031673

mayer brown

Mayer Brown Limited
Suite 501 CityPoint Temple Gate Bristol BS1 6PL
Telephone 0117 9251027 Fax 0117 9251029
bristoloffice@mayerbrown.co.uk www.mayerbrown.co.uk

client
GUILD LIVING

project
PROPOSED LATER LIVING DEVELOPMENT
EPSOM GENERAL HOSPITAL

title
SWEPT PATH ANALYSIS
10.8M REFUSE VEHICLE ACCESSING SERVICE BAY

scale	1:500 @ A3	drawn by	RB	checked by	RG
date	NOVEMBER 2019	cad file	191219 - TRACKING		
drawing number	B/GLEPSOM.1/TK08			rev.	A

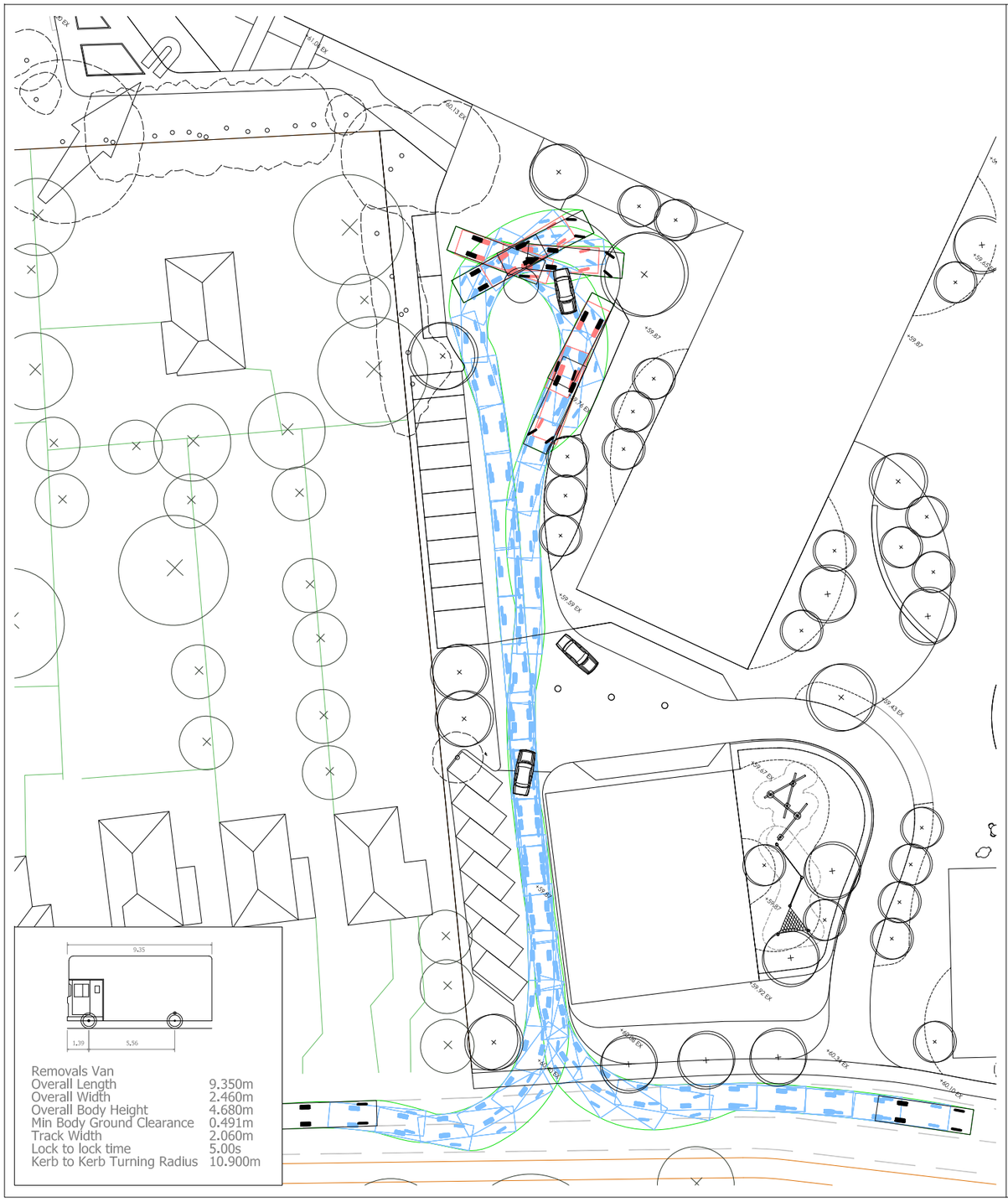

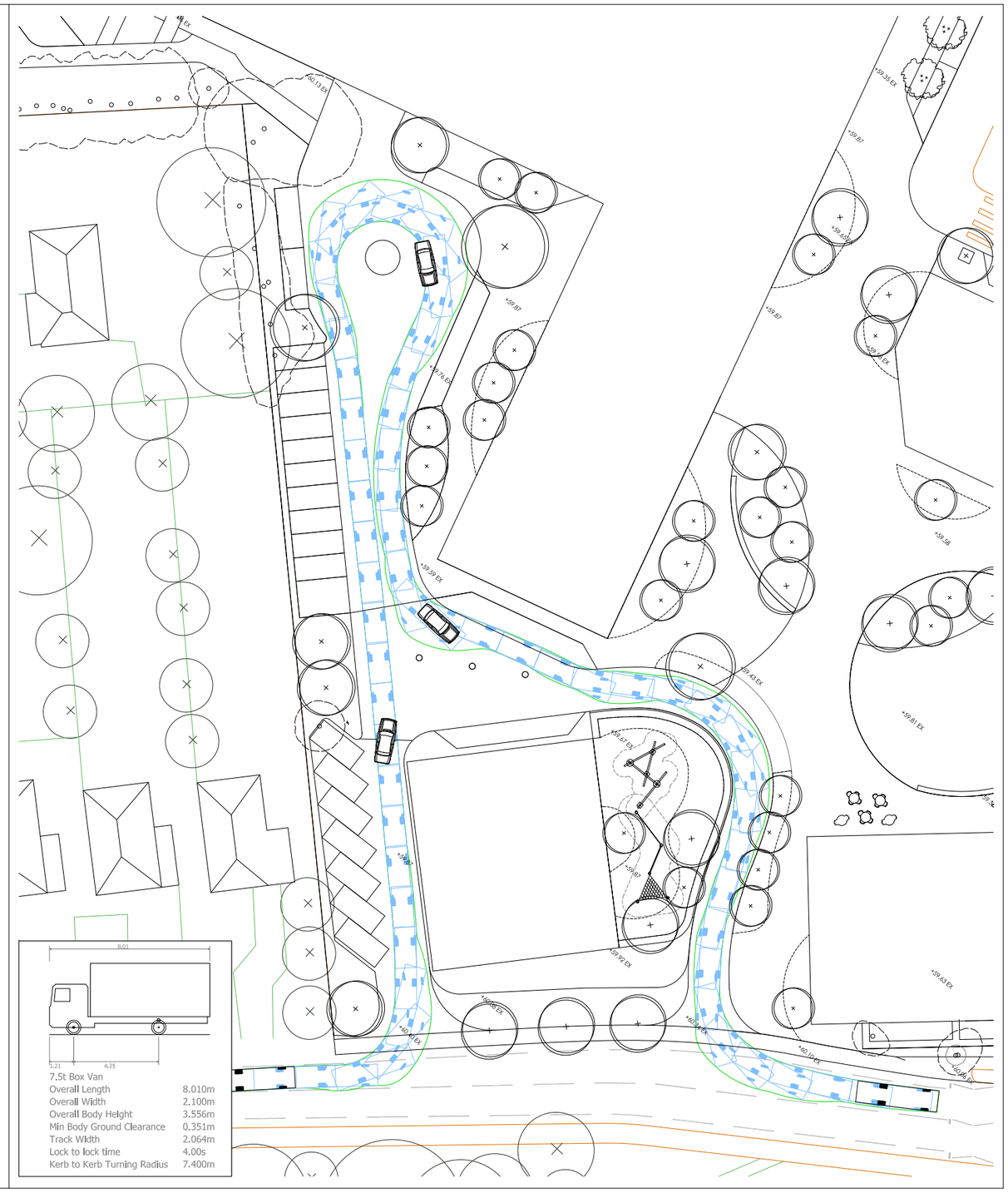

© Crown copyright and database rights 2019. Ordnance Survey 0100031673

mayer brown

Mayer Brown Limited
Suite 501 CityPoint Temple Gate Bristol BS1 6PL
Telephone 0117 9251027 Fax 0117 9251029
bristoloffice@mayerbrown.co.uk www.mayerbrown.co.uk

client
GUILD LIVING

project
PROPOSED LATER LIVING DEVELOPMENT
EPSOM GENERAL HOSPITAL

title
SWEPT PATH ANALYSIS
REMOVALS VAN AND 7.5T BOX VAN
UTILISING INTERNAL ROUNDABOUT

scale	1:500 @ A3	drawn by	RB
checked by	RG		
date	NOVEMBER 2019	cad file	191219 - TRACKING
drawing number	B/GLEPSOM.1/TK09	rev.	B

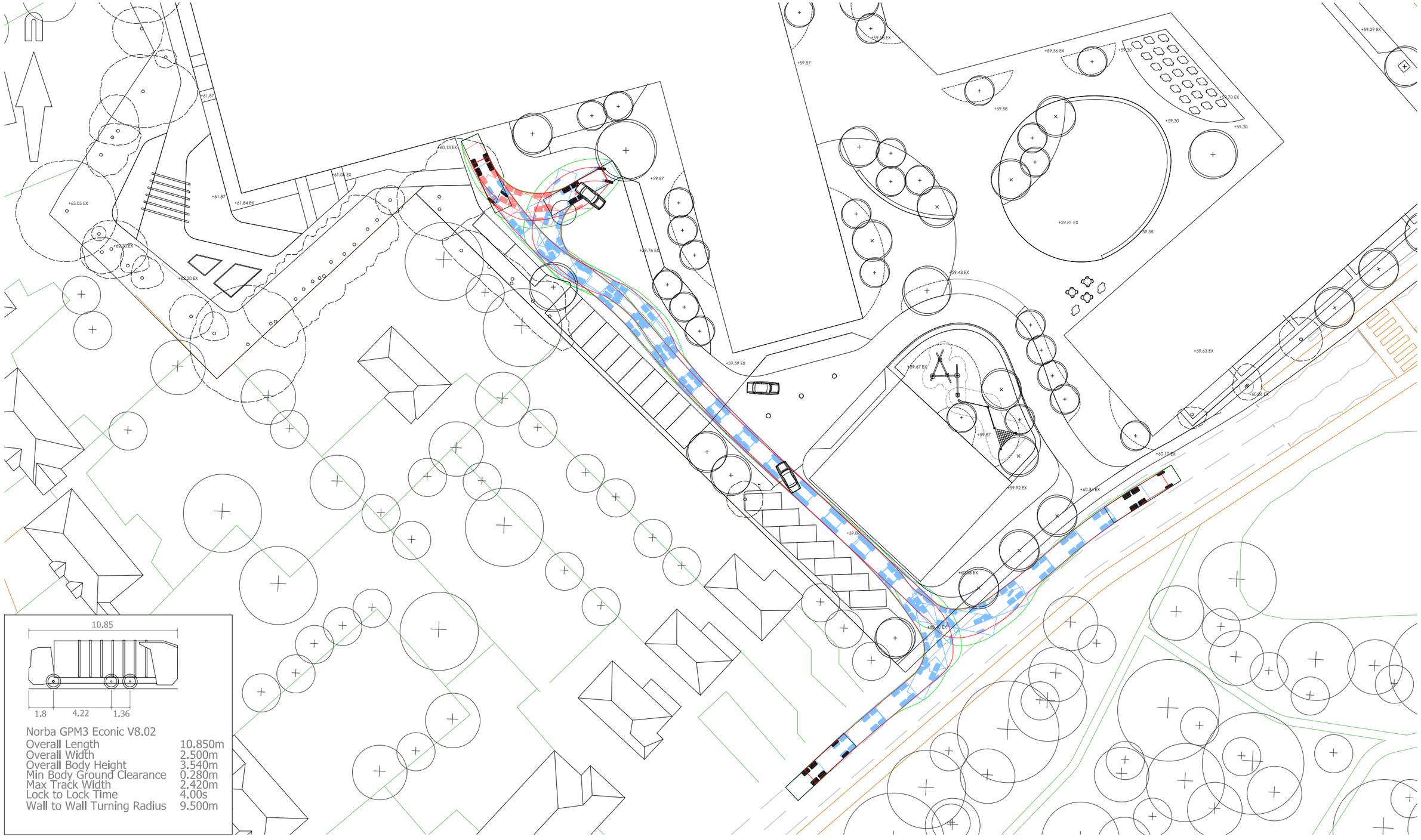

© Crown copyright and database rights 2019. Ordnance Survey 0100031673

mayer brown

Mayer Brown Limited
Suite 501 CityPoint Temple Gate Bristol BS1 6PL
Telephone 0117 9251027 Fax 0117 9251029
bristoloffice@mayerbrown.co.uk www.mayerbrown.co.uk

client
GUILD LIVING

project
PROPOSED LATER LIVING DEVELOPMENT
EPSOM GENERAL HOSPITAL

title
SWEPT PATH ANALYSIS
10.8M REFUSE VEHICLE UTILISING INTERNAL ROUNDABOUT

scale	1:500 @ A3	drawn by	RB
checked by	RG		
date	NOVEMBER 2019	cad file	191219 - TRACKING
drawing number	B/GLEPSOM.1/TK10	rev.	-

APPENDIX E: Traffic Survey Data

ADVANCED TRANSPORT RESEARCH

Job Number & Name: 21326 Epsom Hospital

Site Number/Name: Site 3 - Woodcote Green Road/Hospital Access

Client: Mayer Brown

Date: 21/05/2019

Weather: Sunny, Dry

Comments: None

Advanced Transport Research		*Job Number & Name:*	21326 Epsom Hospital
Site 3 - Woodcote Green Road/Hospital Access		*Date:*	Tuesday 21 May 2019

Job Type:	Junction Count				
Co-ordinates:	51° 19'26.70"N, 0° 16'19.68"W	*Postcode:*	KT18 7DG	*Times:*	0700-1900

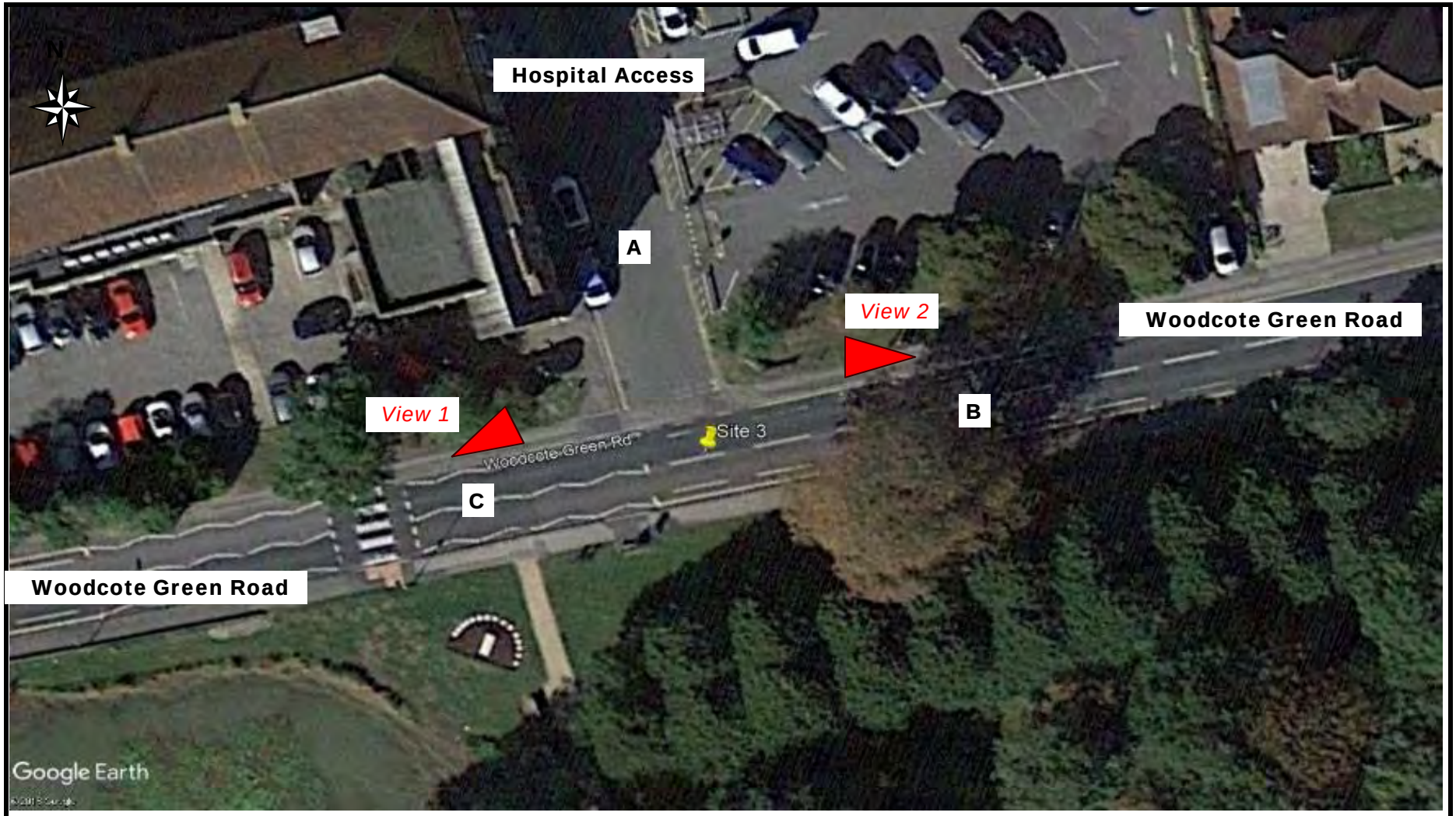

Advanced Transport Research	*Job Number & Name:*	21326 Epsom Hospital
Site 3 - Woodcote Green Road/Hospital Access	*Client:*	Mayer Brown
Flow Diagram	*Date:*	Tuesday 21 May 2019

Select Period 07:15

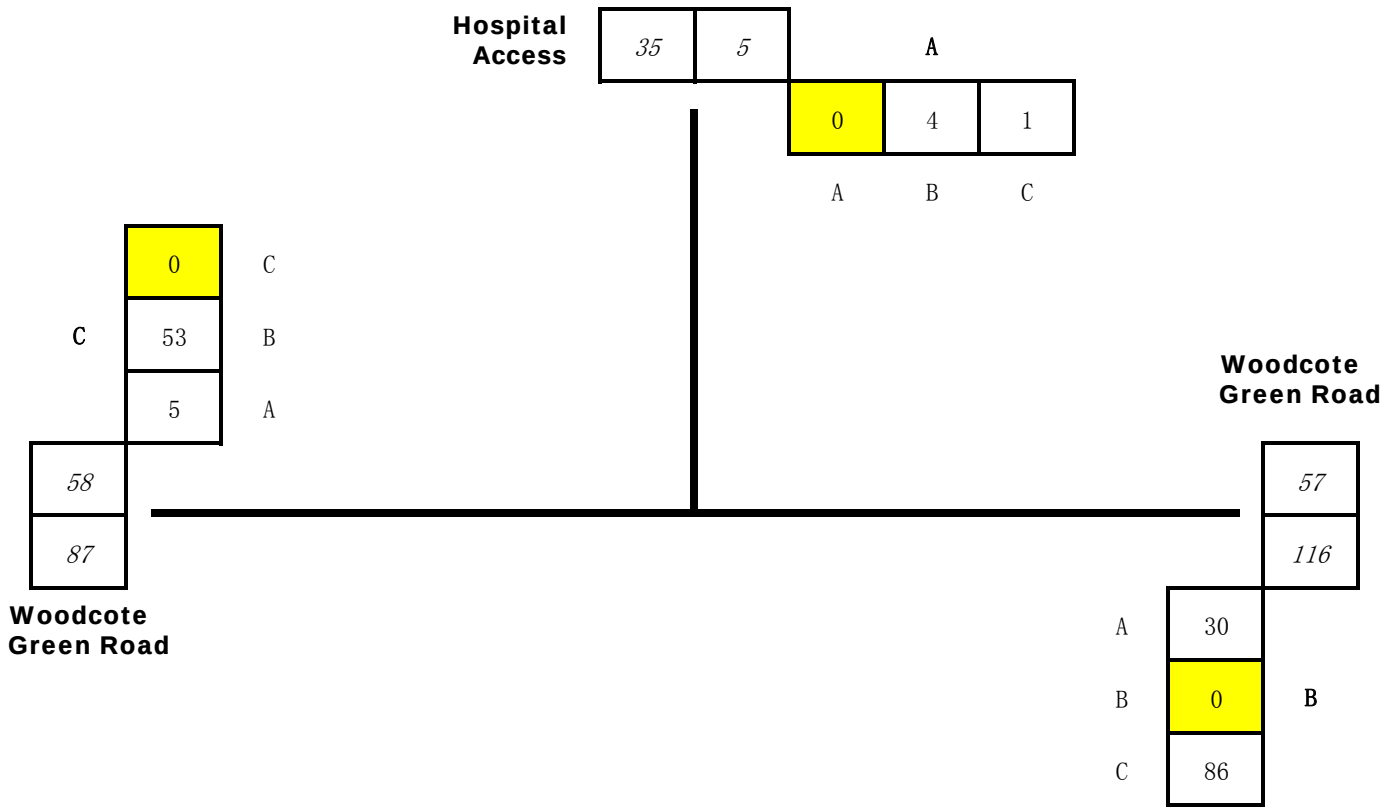

Advanced Transport Research
Site 3 - Woodcote Green Road/Hospital Access
Classified Counts

Job Number & Name: 21326 Epsom Hospital
Client: Mayer Brown
Date: Tuesday 21 May 2019

	A to A							
Times	Cars	LGV	Amb	OGV1	OGV2	PSV	M/B	Cyc
07:00 - 07:15	0	0	0	0	0	0	0	0
07:15 - 07:30	0	0	0	0	0	0	0	0
07:30 - 07:45	0	0	0	0	0	0	0	0
07:45 - 08:00	0	0	0	0	0	0	0	0
08:00 - 08:15	0	0	0	0	0	0	0	0
08:15 - 08:30	0	0	0	0	0	0	0	0
08:30 - 08:45	0	0	0	0	0	0	0	0
08:45 - 09:00	0	0	0	0	0	0	0	0
09:00 - 09:15	0	0	0	0	0	0	0	0
09:15 - 09:30	0	0	0	0	0	0	0	0
09:30 - 09:45	0	0	0	0	0	0	0	0
09:45 - 10:00	0	0	0	0	0	0	0	0
10:00 - 10:15	0	0	0	0	0	0	0	0
10:15 - 10:30	0	0	0	0	0	0	0	0
10:30 - 10:45	1	0	0	0	0	0	0	0
10:45 - 11:00	0	0	0	0	0	0	0	0
11:00 - 11:15	0	0	0	0	0	0	0	0
11:15 - 11:30	0	0	0	0	0	0	0	0
11:30 - 11:45	0	0	0	0	0	0	0	0
11:45 - 12:00	0	0	0	0	0	0	0	0
12:00 - 12:15	0	0	0	0	0	0	0	0
12:15 - 12:30	0	0	0	0	0	0	0	0
12:30 - 12:45	0	0	0	0	0	0	0	0
12:45 - 13:00	0	0	0	0	0	0	0	0
13:00 - 13:15	0	0	0	0	0	0	0	0
13:15 - 13:30	0	0	0	0	0	0	0	0
13:30 - 13:45	0	0	0	0	0	0	0	0
13:45 - 14:00	0	0	0	0	0	0	0	0
14:00 - 14:15	0	0	0	0	0	0	0	0
14:15 - 14:30	0	0	0	0	0	0	0	0
14:30 - 14:45	0	0	0	0	0	0	0	0
14:45 - 15:00	0	0	0	0	0	0	0	0
15:00 - 15:15	0	0	0	0	0	0	0	0
15:15 - 15:30	0	0	0	0	0	0	0	0
15:30 - 15:45	0	0	0	0	0	0	0	0
15:45 - 16:00	0	0	0	0	0	0	0	0
16:00 - 16:15	0	0	0	0	0	0	0	0
16:15 - 16:30	0	0	0	0	0	0	0	0
16:30 - 16:45	0	0	0	0	0	0	0	0
16:45 - 17:00	0	0	0	0	0	0	0	0
17:00 - 17:15	0	0	0	0	0	0	0	0
17:15 - 17:30	0	0	0	0	0	0	0	0
17:30 - 17:45	0	0	0	0	0	0	0	0
17:45 - 18:00	0	0	0	0	0	0	0	0
18:00 - 18:15	0	0	0	0	0	0	0	0
18:15 - 18:30	0	0	0	0	0	0	0	0
18:30 - 18:45	0	0	0	0	0	0	0	0
18:45 - 19:00	0	0	0	0	0	0	0	0

	A to B							
Times	Cars	LGV	Amb	OGV1	OGV2	PSV	M/B	Cyc
07:00 - 07:15	5	0	0	1	0	0	0	0
07:15 - 07:30	2	2	0	0	0	0	0	0
07:30 - 07:45	1	1	0	1	0	0	0	0
07:45 - 08:00	13	0	0	0	0	0	0	0
08:00 - 08:15	21	0	0	0	0	0	0	0
08:15 - 08:30	11	0	0	0	0	0	0	0
08:30 - 08:45	10	3	1	1	0	0	0	0
08:45 - 09:00	5	1	0	1	0	0	0	0
09:00 - 09:15	7	1	0	0	0	0	0	0
09:15 - 09:30	6	1	0	0	0	0	0	0
09:30 - 09:45	4	0	0	0	0	0	0	0
09:45 - 10:00	2	2	1	0	0	0	0	0
10:00 - 10:15	6	1	1	0	0	0	0	0
10:15 - 10:30	12	1	1	1	0	0	0	0
10:30 - 10:45	5	1	0	0	0	0	0	0
10:45 - 11:00	6	0	0	0	0	0	0	0
11:00 - 11:15	14	0	1	0	0	0	0	0
11:15 - 11:30	9	0	0	0	0	0	0	0
11:30 - 11:45	7	2	0	2	0	0	0	0
11:45 - 12:00	4	1	0	0	0	1	0	1
12:00 - 12:15	5	2	0	0	0	0	0	1
12:15 - 12:30	12	1	0	0	0	0	0	0
12:30 - 12:45	7	0	0	0	0	0	0	0
12:45 - 13:00	8	1	0	0	0	0	0	0
13:00 - 13:15	5	1	0	0	0	0	0	2
13:15 - 13:30	9	1	0	0	0	0	0	0
13:30 - 13:45	11	3	0	0	0	0	0	0
13:45 - 14:00	5	0	0	0	0	0	0	0
14:00 - 14:15	9	0	0	0	0	0	0	1
14:15 - 14:30	4	0	2	0	0	0	0	0
14:30 - 14:45	9	1	0	0	0	0	0	1
14:45 - 15:00	3	0	0	0	0	0	0	0
15:00 - 15:15	19	1	0	0	0	0	0	0
15:15 - 15:30	10	0	1	0	0	0	0	0
15:30 - 15:45	10	0	1	0	0	0	2	0
15:45 - 16:00	12	2	1	0	0	0	0	0
16:00 - 16:15	40	1	0	0	0	0	0	0
16:15 - 16:30	23	0	0	0	0	0	1	0
16:30 - 16:45	28	3	0	0	0	0	0	2
16:45 - 17:00	11	1	0	0	0	0	0	0
17:00 - 17:15	18	0	0	0	0	0	0	2
17:15 - 17:30	15	0	0	0	0	0	0	3
17:30 - 17:45	16	0	0	0	0	0	0	3
17:45 - 18:00	16	0	1	0	0	0	0	0
18:00 - 18:15	11	0	1	0	0	0	1	1
18:15 - 18:30	7	0	0	0	0	0	0	0
18:30 - 18:45	5	0	0	0	0	0	0	0
18:45 - 19:00	8	0	0	0	0	0	0	0

	A to C							
Times	Cars	LGV	Amb	OGV1	OGV2	PSV	M/B	Cyc
07:00 - 07:15	0	0	0	0	0	0	1	0
07:15 - 07:30	1	0	0	0	0	0	0	0
07:30 - 07:45	2	0	0	0	0	0	0	0
07:45 - 08:00	2	0	0	0	0	0	0	0
08:00 - 08:15	3	0	0	0	0	0	0	0
08:15 - 08:30	1	0	0	0	0	0	0	0
08:30 - 08:45	4	1	0	0	0	0	0	0
08:45 - 09:00	3	0	0	0	0	0	0	0
09:00 - 09:15	6	0	0	0	0	0	0	0
09:15 - 09:30	3	1	0	0	0	0	0	0
09:30 - 09:45	1	1	0	0	0	0	0	0
09:45 - 10:00	5	0	1	0	0	0	0	0
10:00 - 10:15	1	0	0	0	0	0	0	0
10:15 - 10:30	6	0	0	0	0	0	0	0
10:30 - 10:45	2	0	0	0	0	0	0	0
10:45 - 11:00	2	1	0	0	0	0	0	0
11:00 - 11:15	3	0	0	0	0	0	0	0
11:15 - 11:30	2	0	0	0	0	0	0	0
11:30 - 11:45	1	1	0	0	0	0	0	0
11:45 - 12:00	1	0	0	0	0	0	0	0
12:00 - 12:15	1	0	0	0	0	0	0	0
12:15 - 12:30	1	1	0	0	0	0	0	0
12:30 - 12:45	4	0	0	0	0	0	0	0
12:45 - 13:00	3	0	0	0	0	0	0	0
13:00 - 13:15	3	1	0	0	0	0	0	0
13:15 - 13:30	5	0	0	0	0	0	0	0
13:30 - 13:45	2	0	0	0	0	0	0	0
13:45 - 14:00	3	0	1	0	0	0	0	0
14:00 - 14:15	3	0	0	0	0	0	0	0
14:15 - 14:30	2	0	0	1	0	0	0	0
14:30 - 14:45	4	0	1	0	0	0	0	0
14:45 - 15:00	2	0	0	0	0	0	0	0
15:00 - 15:15	0	0	0	0	0	0	0	0
15:15 - 15:30	4	0	1	0	0	0	0	0
15:30 - 15:45	5	0	0	0	0	0	0	0
15:45 - 16:00	3	0	1	0	0	0	0	0
16:00 - 16:15	1	0	0	0	0	0	0	0
16:15 - 16:30	1	1	0	0	0	0	0	0
16:30 - 16:45	8	1	0	0	0	0	0	0
16:45 - 17:00	4	0	0	0	0	0	0	0
17:00 - 17:15	4	0	0	0	0	0	0	0
17:15 - 17:30	3	1	0	0	0	0	0	0
17:30 - 17:45	6	1	0	0	0	0	0	0
17:45 - 18:00	2	0	0	0	0	0	0	0
18:00 - 18:15	7	0	0	0	0	0	0	0
18:15 - 18:30	1	0	0	0	0	0	0	0
18:30 - 18:45	1	0	0	0	0	0	0	0
18:45 - 19:00	2	0	0	0	0	0	0	0

	B to A							
Times	Cars	LGV	Amb	OGV1	OGV2	PSV	M/B	Cyc
07:00 - 07:15	17	0	0	0	0	1	1	0
07:15 - 07:30	25	1	0	1	0	1	1	1
07:30 - 07:45	29	0	0	0	0	0	1	2
07:45 - 08:00	29	0	0	0	0	0	0	0
08:00 - 08:15	82	2	0	2	0	0	1	0
08:15 - 08:30	42	0	0	0	0	1	0	3
08:30 - 08:45	21	2	0	0	0	0	0	3
08:45 - 09:00	12	2	1	0	0	1	0	0
09:00 - 09:15	7	1	0	0	0	0	1	1
09:15 - 09:30	5	0	1	0	0	0	0	0
09:30 - 09:45	6	1	0	0	0	1	1	0
09:45 - 10:00	8	1	0	0	0	0	0	0
10:00 - 10:15	5	0	0	1	0	1	0	0
10:15 - 10:30	7	0	0	0	0	0	1	1
10:30 - 10:45	9	0	0	0	0	0	0	0
10:45 - 11:00	3	0	1	1	0	1	0	0
11:00 - 11:15	4	2	0	0	0	0	0	1
11:15 - 11:30	10	1	0	0	0	1	0	0
11:30 - 11:45	5	0	1	0	0	0	0	0
11:45 - 12:00	5	0	0	0	0	1	0	0
12:00 - 12:15	9	0	0	0	0	0	0	0
12:15 - 12:30	2	3	0	0	0	0	0	0
12:30 - 12:45	10	0	1	0	0	1	0	0
12:45 - 13:00	6	4	0	0	0	0	0	0
13:00 - 13:15	8	0	0	0	0	1	0	0
13:15 - 13:30	5	0	0	1	0	0	0	0
13:30 - 13:45	8	0	1	0	0	1	0	0
13:45 - 14:00	10	0	1	0	0	0	0	2
14:00 - 14:15	3	1	0	0	0	1	0	0
14:15 - 14:30	4	3	0	0	0	1	0	1
14:30 - 14:45	4	0	0	0	0	0	0	0
14:45 - 15:00	4	0	0	0	0	1	0	0
15:00 - 15:15	11	0	0	0	0	0	0	0
15:15 - 15:30	9	0	1	0	0	1	0	0
15:30 - 15:45	10	0	0	0	0	0	0	1
15:45 - 16:00	7	1	0	0	0	0	0	0
16:00 - 16:15	9	0	0	0	0	1	1	0
16:15 - 16:30	4	1	0	0	0	0	0	0
16:30 - 16:45	11	1	0	0	0	1	0	0
16:45 - 17:00	5	0	0	0	0	0	0	0
17:00 - 17:15	7	0	0	0	0	0	0	0
17:15 - 17:30	3	1	0	0	0	1	0	0
17:30 - 17:45	5	1	0	0	0	0	0	0
17:45 - 18:00	7	0	0	0	0	0	0	0
18:00 - 18:15	2	0	0	0	0	1	0	0
18:15 - 18:30	3	0	0	0	0	0	0	0
18:30 - 18:45	0	0	0	0	0	0	0	0
18:45 - 19:00	7	1	0	0	0	1	0	0

	B to B							
Times	Cars	LGV	Amb	OGV1	OGV2	PSV	M/B	Cyc
07:00 - 07:15	0	0	0	0	0	0	0	0
07:15 - 07:30	0	0	0	0	0	0	0	0
07:30 - 07:45	0	0	0	0	0	0	0	0
07:45 - 08:00	0	0	0	0	0	0	0	0
08:00 - 08:15	0	0	0	0	0	0	0	0
08:15 - 08:30	0	0	0	0	0	0	0	0
08:30 - 08:45	0	0	0	0	0	0	0	0
08:45 - 09:00	0	0	0	0	0	0	0	0
09:00 - 09:15	0	0	0	0	0	0	0	0
09:15 - 09:30	0	0	0	0	0	0	0	0
09:30 - 09:45	0	0	0	0	0	0	0	0
09:45 - 10:00	0	0	0	0	0	0	0	0
10:00 - 10:15	0	0	0	0	0	0	0	0
10:15 - 10:30	0	0	0	0	0	0	0	0
10:30 - 10:45	0	0	0	0	0	0	0	0
10:45 - 11:00	0	0	0	0	0	0	0	0
11:00 - 11:15	0	0	0	0	0	0	0	0
11:15 - 11:30	0	0	0	0	0	0	0	0
11:30 - 11:45	0	0	0	0	0	0	0	0
11:45 - 12:00	0	0	0	0	0	0	0	0
12:00 - 12:15	0	0	0	0	0	0	0	0
12:15 - 12:30	0	0	0	0	0	0	0	0
12:30 - 12:45	0	0	0	0	0	0	0	0
12:45 - 13:00	0	0	0	0	0	0	0	0
13:00 - 13:15	0	0	0	0	0	0	0	0
13:15 - 13:30	0	0	0	0	0	0	0	0
13:30 - 13:45	0	0	0	0	0	0	0	0
13:45 - 14:00	0	0	0	0	0	0	0	0
14:00 - 14:15	1	0	0	0	0	0	0	0
14:15 - 14:30	0	0	0	0	0	0	0	0
14:30 - 14:45	0	0	0	0	0	0	0	0
14:45 - 15:00	0	0	0	0	0	0	0	0
15:00 - 15:15	0	0	0	0	0	0	0	0
15:15 - 15:30	0	0	0	0	0	0	0	0
15:30 - 15:45	0	0	0	0	0	0	0	0
15:45 - 16:00	0	0	0	0	0	0	0	0
16:00 - 16:15	0	0	0	0	0	0	0	0
16:15 - 16:30	1	0	0	0	0	0	0	0
16:30 - 16:45	0	0	0	0	0	0	0	0
16:45 - 17:00	0	0	0	0	0	0	0	0
17:00 - 17:15	0	0	0	0	0	0	0	0
17:15 - 17:30	0	0	0	0	0	0	0	0
17:30 - 17:45	0	0	0	0	0	0	0	0
17:45 - 18:00	0	0	0	0	0	0	0	0
18:00 - 18:15	0	0	0	0	0	0	0	0
18:15 - 18:30	0	0	0	0	0	0	0	0
18:30 - 18:45	1	0	0	0	0	0	0	0
18:45 - 19:00	0	0	0	0	0	0	0	0

	B to C							
Times	Cars	LGV	Amb	OGV1	OGV2	PSV	M/B	Cyc
07:00 - 07:15	58	2	0	0	0	0	0	4
07:15 - 07:30	79	5	0	1	0	0	1	0
07:30 - 07:45	102	4	0	2	0	0	0	0
07:45 - 08:00	131	3	0	0	0	2	0	2
08:00 - 08:15	123	1	0	0	0	3	1	1
08:15 - 08:30	103	7	0	0	0	0	0	0
08:30 - 08:45	74	6	0	0	0	0	0	2
08:45 - 09:00	68	6	0	0	0	0	0	3
09:00 - 09:15	41	1	0	0	0	1	0	4
09:15 - 09:30	29	2	0	0	0	0	0	11
09:30 - 09:45	40	4	0	0	0	0	0	3
09:45 - 10:00	36	3	0	0	0	0	2	1
10:00 - 10:15	34	3	0	2	0	0	0	4
10:15 - 10:30	59	5	0	2	0	0	0	3
10:30 - 10:45	49	5	0	2	1	0	0	2
10:45 - 11:00	50	6	0	0	0	0	0	2
11:00 - 11:15	36	1	0	0	0	0	0	22
11:15 - 11:30	27	3	0	0	0	0	0	2
11:30 - 11:45	54	3	0	0	0	0	0	1
11:45 - 12:00	22	2	1	1	0	0	0	0
12:00 - 12:15	46	4	0	1	0	0	0	1
12:15 - 12:30	46	2	0	0	0	0	0	2
12:30 - 12:45	38	6	0	0	0	0	0	1
12:45 - 13:00	36	8	0	1	0	0	1	5
13:00 - 13:15	38	2	0	0	0	0	0	0
13:15 - 13:30	36	3	0	1	0	0	2	2
13:30 - 13:45	34	4	0	1	0	0	0	10
13:45 - 14:00	40	3	0	0	0	0	0	0
14:00 - 14:15	25	1	0	2	0	0	1	0
14:15 - 14:30	42	6	0	1	0	0	0	2
14:30 - 14:45	55	4	0	0	0	0	0	1
14:45 - 15:00	37	1	0	0	0	2	0	1
15:00 - 15:15	47	3	0	0	0	1	0	1
15:15 - 15:30	58	3	0	0	0	0	0	1
15:30 - 15:45	53	2	0	0	0	1	0	0
15:45 - 16:00	48	9	0	0	0	0	1	2
16:00 - 16:15	51	6	0	1	0	0	0	0
16:15 - 16:30	77	5	0	1	0	0	0	3
16:30 - 16:45	62	5	0	0	0	0	0	1
16:45 - 17:00	50	4	0	1	0	0	4	4
17:00 - 17:15	69	7	0	0	0	1	1	4
17:15 - 17:30	63	5	0	0	0	0	1	3
17:30 - 17:45	78	1	0	0	0	0	0	1
17:45 - 18:00	70	4	0	0	0	0	0	6
18:00 - 18:15	71	2	0	0	0	0	1	6
18:15 - 18:30	56	1	0	0	0	0	2	5
18:30 - 18:45	31	1	0	0	0	0	1	3
18:45 - 19:00	36	1	0	0	0	0	0	3

	C to A							
Times	Cars	LGV	Amb	OGV1	OGV2	PSV	M/B	Cyc
07:00 - 07:15	3	0	0	0	0	0	0	0
07:15 - 07:30	3	0	0	0	0	0	1	1
07:30 - 07:45	5	0	0	0	0	0	1	0
07:45 - 08:00	5	0	0	0	0	0	0	0
08:00 - 08:15	8	0	0	0	0	0	0	1
08:15 - 08:30	6	1	0	0	0	0	0	0
08:30 - 08:45	5	0	1	0	0	0	0	3
08:45 - 09:00	0	2	0	0	0	0	0	0
09:00 - 09:15	2	1	0	0	0	0	0	2
09:15 - 09:30	4	0	1	0	0	0	0	0
09:30 - 09:45	3	0	0	0	0	0	0	0
09:45 - 10:00	2	0	0	0	0	0	0	0
10:00 - 10:15	4	0	0	0	0	0	0	0
10:15 - 10:30	1	0	0	0	0	0	0	0
10:30 - 10:45	2	0	0	0	0	0	0	0
10:45 - 11:00	1	0	0	1	0	0	0	0
11:00 - 11:15	3	0	1	0	0	0	0	0
11:15 - 11:30	2	0	0	0	0	0	0	0
11:30 - 11:45	2	1	0	0	0	0	0	0
11:45 - 12:00	2	1	0	0	0	0	0	0
12:00 - 12:15	0	0	1	0	0	0	0	0
12:15 - 12:30	1	0	0	0	0	0	0	0
12:30 - 12:45	2	0	0	0	0	0	0	0
12:45 - 13:00	0	0	0	0	0	0	0	0
13:00 - 13:15	1	0	0	0	0	0	0	0
13:15 - 13:30	9	1	0	0	0	0	0	0
13:30 - 13:45	0	0	0	0	0	0	0	0
13:45 - 14:00	5	0	0	0	0	0	0	0
14:00 - 14:15	1	0	0	0	0	0	0	0
14:15 - 14:30	1	0	0	1	0	0	0	0
14:30 - 14:45	3	0	0	0	0	0	0	0
14:45 - 15:00	8	0	0	0	0	0	0	0
15:00 - 15:15	4	0	0	0	0	0	0	0
15:15 - 15:30	2	0	0	0	0	0	0	0
15:30 - 15:45	3	0	1	0	0	0	0	0
15:45 - 16:00	1	0	0	0	0	0	0	0
16:00 - 16:15	1	0	0	0	0	0	0	0
16:15 - 16:30	2	0	0	0	0	0	0	0
16:30 - 16:45	1	0	0	0	0	0	0	0
16:45 - 17:00	0	0	0	0	0	0	0	0
17:00 - 17:15	2	0	0	0	0	0	0	0
17:15 - 17:30	0	1	0	0	0	0	0	0
17:30 - 17:45	1	1	0	0	0	0	0	0
17:45 - 18:00	2	0	0	0	0	0	0	0
18:00 - 18:15	1	0	0	0	0	0	0	0
18:15 - 18:30	1	0	0	0	0	0	0	0
18:

Advanced Transport Research

Site 3 - Woodcote Green Road/Hospital Access

PCU Values

Job Number & Name: 21326 Epsom Hospital

Client: Mayer Brown

Date: Tuesday 21 May 2019

A to A

Time	Cars	LGV	Amb	OGV1	OGV2	PSV	M/B	Cyc	Total
0000 - 0005	0.0	0.0	0.0	0.0	0.0	0.0	0.0	0.0	0.0
0005 - 0010	0.0	0.0	0.0	0.0	0.0	0.0	0.0	0.0	0.0
0010 - 0015	0.0	0.0	0.0	0.0	0.0	0.0	0.0	0.0	0.0
0015 - 0020	0.0	0.0	0.0	0.0	0.0	0.0	0.0	0.0	0.0
0020 - 0025	0.0	0.0	0.0	0.0	0.0	0.0	0.0	0.0	0.0
0025 - 0030	0.0	0.0	0.0	0.0	0.0	0.0	0.0	0.0	0.0
0030 - 0035	0.0	0.0	0.0	0.0	0.0	0.0	0.0	0.0	0.0
0035 - 0040	0.0	0.0	0.0	0.0	0.0	0.0	0.0	0.0	0.0
0040 - 0045	0.0	0.0	0.0	0.0	0.0	0.0	0.0	0.0	0.0
0045 - 0050	0.0	0.0	0.0	0.0	0.0	0.0	0.0	0.0	0.0
0050 - 0055	0.0	0.0	0.0	0.0	0.0	0.0	0.0	0.0	0.0
0055 - 0100	0.0	0.0	0.0	0.0	0.0	0.0	0.0	0.0	0.0
0100 - 0105	0.0	0.0	0.0	0.0	0.0	0.0	0.0	0.0	0.0
0105 - 0110	0.0	0.0	0.0	0.0	0.0	0.0	0.0	0.0	0.0
0110 - 0115	0.0	0.0	0.0	0.0	0.0	0.0	0.0	0.0	0.0
0115 - 0120	0.0	0.0	0.0	0.0	0.0	0.0	0.0	0.0	0.0
0120 - 0125	0.0	0.0	0.0	0.0	0.0	0.0	0.0	0.0	0.0
0125 - 0130	0.0	0.0	0.0	0.0	0.0	0.0	0.0	0.0	0.0
0130 - 0135	0.0	0.0	0.0	0.0	0.0	0.0	0.0	0.0	0.0
0135 - 0140	0.0	0.0	0.0	0.0	0.0	0.0	0.0	0.0	0.0
0140 - 0145	0.0	0.0	0.0	0.0	0.0	0.0	0.0	0.0	0.0
0145 - 0150	0.0	0.0	0.0	0.0	0.0	0.0	0.0	0.0	0.0
0150 - 0155	0.0	0.0	0.0	0.0	0.0	0.0	0.0	0.0	0.0
0155 - 0200	0.0	0.0	0.0	0.0	0.0	0.0	0.0	0.0	0.0
0200 - 0205	0.0	0.0	0.0	0.0	0.0	0.0	0.0	0.0	0.0
0205 - 0210	0.0	0.0	0.0	0.0	0.0	0.0	0.0	0.0	0.0
0210 - 0215	0.0	0.0	0.0	0.0	0.0	0.0	0.0	0.0	0.0
0215 - 0220	0.0	0.0	0.0	0.0	0.0	0.0	0.0	0.0	0.0
0220 - 0225	0.0	0.0	0.0	0.0	0.0	0.0	0.0	0.0	0.0
0225 - 0230	0.0	0.0	0.0	0.0	0.0	0.0	0.0	0.0	0.0
0230 - 0235	0.0	0.0	0.0	0.0	0.0	0.0	0.0	0.0	0.0
0235 - 0240	0.0	0.0	0.0	0.0	0.0	0.0	0.0	0.0	0.0
0240 - 0245	0.0	0.0	0.0	0.0	0.0	0.0	0.0	0.0	0.0
0245 - 0250	0.0	0.0	0.0	0.0	0.0	0.0	0.0	0.0	0.0
0250 - 0255	0.0	0.0	0.0	0.0	0.0	0.0	0.0	0.0	0.0
0255 - 0300	0.0	0.0	0.0	0.0	0.0	0.0	0.0	0.0	0.0
0300 - 0305	0.0	0.0	0.0	0.0	0.0	0.0	0.0	0.0	0.0
0305 - 0310	0.0	0.0	0.0	0.0	0.0	0.0	0.0	0.0	0.0
0310 - 0315	0.0	0.0	0.0	0.0	0.0	0.0	0.0	0.0	0.0
0315 - 0320	0.0	0.0	0.0	0.0	0.0	0.0	0.0	0.0	0.0
0320 - 0325	0.0	0.0	0.0	0.0	0.0	0.0	0.0	0.0	0.0
0325 - 0330	0.0	0.0	0.0	0.0	0.0	0.0	0.0	0.0	0.0
0330 - 0335	0.0	0.0	0.0	0.0	0.0	0.0	0.0	0.0	0.0
0335 - 0340	0.0	0.0	0.0	0.0	0.0	0.0	0.0	0.0	0.0
0340 - 0345	0.0	0.0	0.0	0.0	0.0	0.0	0.0	0.0	0.0
0345 - 0350	0.0	0.0	0.0	0.0	0.0	0.0	0.0	0.0	0.0
0350 - 0355	0.0	0.0	0.0	0.0	0.0	0.0	0.0	0.0	0.0
0355 - 0400	0.0	0.0	0.0	0.0	0.0	0.0	0.0	0.0	0.0
0400 - 0405	0.0	0.0	0.0	0.0	0.0	0.0	0.0	0.0	0.0
0405 - 0410	0.0	0.0	0.0	0.0	0.0	0.0	0.0	0.0	0.0
0410 - 0415	0.0	0.0	0.0	0.0	0.0	0.0	0.0	0.0	0.0
0415 - 0420	0.0	0.0	0.0	0.0	0.0	0.0	0.0	0.0	0.0
0420 - 0425	0.0	0.0	0.0	0.0	0.0	0.0	0.0	0.0	0.0
0425 - 0430	0.0	0.0	0.0	0.0	0.0	0.0	0.0	0.0	0.0
0430 - 0435	0.0	0.0	0.0	0.0	0.0	0.0	0.0	0.0	0.0
0435 - 0440	0.0	0.0	0.0	0.0	0.0	0.0	0.0	0.0	0.0
0440 - 0445	0.0	0.0	0.0	0.0	0.0	0.0	0.0	0.0	0.0
0445 - 0450	0.0	0.0	0.0	0.0	0.0	0.0	0.0	0.0	0.0
0450 - 0455	0.0	0.0	0.0	0.0	0.0	0.0	0.0	0.0	0.0
0455 - 0500	0.0	0.0	0.0	0.0	0.0	0.0	0.0	0.0	0.0
0500 - 0505	0.0	0.0	0.0	0.0	0.0	0.0	0.0	0.0	0.0
0505 - 0510	0.0	0.0	0.0	0.0	0.0	0.0	0.0	0.0	0.0
0510 - 0515	0.0	0.0	0.0	0.0	0.0	0.0	0.0	0.0	0.0
0515 - 0520	0.0	0.0	0.0	0.0	0.0	0.0	0.0	0.0	0.0
0520 - 0525	0.0	0.0	0.0	0.0	0.0	0.0	0.0	0.0	0.0
0525 - 0530	0.0	0.0	0.0	0.0	0.0	0.0	0.0	0.0	0.0
0530 - 0535	0.0	0.0	0.0	0.0	0.0	0.0	0.0	0.0	0.0
0535 - 0540	0.0	0.0	0.0	0.0	0.0	0.0	0.0	0.0	0.0
0540 - 0545	0.0	0.0	0.0	0.0	0.0	0.0	0.0	0.0	0.0
0545 - 0550	0.0	0.0	0.0	0.0	0.0	0.0	0.0	0.0	0.0
0550 - 0555	0.0	0.0	0.0	0.0	0.0	0.0	0.0	0.0	0.0
0555 - 0600	0.0	0.0	0.0	0.0	0.0	0.0	0.0	0.0	0.0
0600 - 0605	0.0	0.0	0.0	0.0	0.0	0.0	0.0	0.0	0.0
0605 - 0610	0.0	0.0	0.0	0.0	0.0	0.0	0.0	0.0	0.0
0610 - 0615	0.0	0.0	0.0	0.0	0.0	0.0	0.0	0.0	0.0
0615 - 0620	0.0	0.0	0.0	0.0	0.0	0.0	0.0	0.0	0.0
0620 - 0625	0.0	0.0	0.0	0.0	0.0	0.0	0.0	0.0	0.0
0625 - 0630	0.0	0.0	0.0	0.0	0.0	0.0	0.0	0.0	0.0
0630 - 0635	0.0	0.0	0.0	0.0	0.0	0.0	0.0	0.0	0.0
0635 - 0640	0.0	0.0	0.0	0.0	0.0	0.0	0.0	0.0	0.0
0640 - 0645	0.0	0.0	0.0	0.0	0.0	0.0	0.0	0.0	0.0
0645 - 0650	0.0	0.0	0.0	0.0	0.0	0.0	0.0	0.0	0.0
0650 - 0655	0.0	0.0	0.0	0.0	0.0	0.0	0.0	0.0	0.0
0655 - 0700	0.0	0.0	0.0	0.0	0.0	0.0	0.0	0.0	0.0
0700 - 0705	0.0	0.0	0.0	0.0	0.0	0.0	0.0	0.0	0.0
0705 - 0710	0.0	0.0	0.0	0.0	0.0	0.0	0.0	0.0	0.0
0710 - 0715	0.0	0.0	0.0	0.0	0.0	0.0	0.0	0.0	0.0
0715 - 0720	0.0	0.0	0.0	0.0	0.0	0.0	0.0	0.0	0.0
0720 - 0725	0.0	0.0	0.0	0.0	0.0	0.0	0.0	0.0	0.0
0725 - 0730	0.0	0.0	0.0	0.0	0.0	0.0	0.0	0.0	0.0
0730 - 0735	0.0	0.0	0.0	0.0	0.0	0.0	0.0	0.0	0.0
0735 - 0740	0.0	0.0	0.0	0.0	0.0	0.0	0.0	0.0	0.0
0740 - 0745	0.0	0.0	0.0	0.0	0.0	0.0	0.0	0.0	0.0
0745 - 0750	0.0	0.0	0.0	0.0	0.0	0.0	0.0	0.0	0.0
0750 - 0755	0.0	0.0	0.0	0.0	0.0	0.0	0.0	0.0	0.0
0755 - 0800	0.0	0.0	0.0	0.0	0.0	0.0	0.0	0.0	0.0
0800 - 0805	0.0	0.0	0.0	0.0	0.0	0.0	0.0	0.0	0.0
0805 - 0810	0.0	0.0	0.0	0.0	0.0	0.0	0.0	0.0	0.0
0810 - 0815	0.0	0.0	0.0	0.0	0.0	0.0	0.0	0.0	0.0
0815 - 0820	0.0	0.0	0.0	0.0	0.0	0.0	0.0	0.0	0.0
0820 - 0825	0.0	0.0	0.0	0.0	0.0	0.0	0.0	0.0	0.0
0825 - 0830	0.0	0.0	0.0	0.0	0.0	0.0	0.0	0.0	0.0
0830 - 0835	0.0	0.0	0.0	0.0	0.0	0.0	0.0	0.0	0.0
0835 - 0840	0.0	0.0	0.0	0.0	0.0	0.0	0.0	0.0	0.0
0840 - 0845	0.0	0.0	0.0	0.0	0.0	0.0	0.0	0.0	0.0
0845 - 0850	0.0	0.0	0.0	0.0	0.0	0.0	0.0	0.0	0.0
0850 - 0855	0.0	0.0	0.0	0.0	0.0	0.0	0.0	0.0	0.0
0855 - 0900	0.0	0.0	0.0	0.0	0.0	0.0	0.0	0.0	0.0
0900 - 0905	0.0	0.0	0.0	0.0	0.0	0.0	0.0	0.0	0.0
0905 - 0910	0.0	0.0	0.0	0.0	0.0	0.0	0.0	0.0	0.0
0910 - 0915	0.0	0.0	0.0	0.0	0.0	0.0	0.0	0.0	0.0
0915 - 0920	0.0	0.0	0.0	0.0	0.0	0.0	0.0	0.0	0.0
0920 - 0925	0.0	0.0	0.0	0.0	0.0	0.0	0.0	0.0	0.0
0925 - 0930	0.0	0.0	0.0	0.0	0.0	0.0	0.0	0.0	0.0
0930 - 0935	0.0	0.0	0.0	0.0	0.0	0.0	0.0	0.0	0.0
0935 - 0940	0.0	0.0	0.0	0.0	0.0	0.0	0.0	0.0	0.0
0940 - 0945	0.0	0.0	0.0	0.0	0.0	0.0	0.0	0.0	0.0
0945 - 0950	0.0	0.0	0.0	0.0	0.0	0.0	0.0	0.0	0.0
0950 - 0955	0.0	0.0	0.0	0.0	0.0	0.0	0.0	0.0	0.0
0955 - 1000	0.0	0.0	0.0	0.0	0.0	0.0	0.0	0.0	0.0
0700 - 0800	0.0	0.0	0.0	0.0	0.0	0.0	0.0	0.0	0.0
1000 - 1100	0.0	0.0	0.0	0.0	0.0	0.0	0.0	0.0	0.0
1600 - 1700	0.0	0.0	0.0	0.0	0.0	0.0	0.0	0.0	0.0

A to B

Time	Cars	LGV	Amb	OGV1	OGV2	PSV	M/B	Cyc	Total
0000 - 0005	5.0	0.0	1.0	1.5	0.0	0.0	0.0	0.0	8.5
0005 - 0010	2.0	2.0	0.0	0.0	0.0	0.0	0.0	0.0	4.0
0010 - 0015	1.0	1.0	1.0	1.5	0.0	0.0	0.0	0.0	4.5
0015 - 0020	13.0	0.0	0.0	0.0	0.0	0.0	0.0	0.0	13.0
0020 - 0025	21.0	0.0	0.0	0.0	0.0	0.0	0.0	0.0	21.0
0025 - 0030	11.0	0.0	0.0	0.0	0.0	0.0	0.0	0.0	11.0
0030 - 0035	10.0	3.0	1.0	1.5	0.0	0.0	0.0	0.0	16.5
0035 - 0040	5.0	1.0	1.0	1.5	0.0	0.0	0.0	0.0	8.5
0040 - 0045	7.0	1.0	0.0	0.0	0.0	0.0	0.0	0.0	8.0
0045 - 0050	6.0	1.0	0.0	0.0	0.0	0.0	0.0	0.0	7.0
0050 - 0055	4.0	0.0	0.0	0.0	0.0	0.0	0.0	0.0	4.0
0055 - 0100	2.0	2.0	0.0	0.0	0.0	0.0	0.0	0.0	4.0
0100 - 0105	6.0	1.0	0.0	0.0	0.0	0.0	0.0	0.0	7.0
0105 - 0110	12.0	1.0	1.0	1.5	0.0	0.0	0.0	0.0	16.5
0110 - 0115	1.0	0.0	0.0	0.0	0.0	0.0	0.0	0.0	1.0
0115 - 0120	6.0	0.0	0.0	0.0	0.0	0.0	0.0	0.0	6.0
0120 - 0125	11.0	0.0	0.0	0.0	0.0	0.0	0.0	0.0	11.0
0125 - 0130	7.0	2.0	2.0	3.0	0.0	0.0	0.0	0.0	14.0
0130 - 0135	4.0	0.0	0.0	0.0	0.0	0.0	0.0	0.0	4.0
0135 - 0140	2.0	2.0	0.0	0.0	0.0	0.0	0.0	0.0	4.0
0140 - 0145	8.0	1.0	0.0	0.0	0.0	0.0	0.0	0.0	9.0
0145 - 0150	12.0	1.0	1.0	1.5	0.0	0.0	0.0	0.0	16.5
0150 - 0155	11.0	0.0	0.0	0.0	0.0	0.0	0.0	0.0	11.0
0155 - 0200	10.0	0.0	0.0	0.0	0.0	0.0	0.0	0.0	10.0
0200 - 0205	10.0	1.0	1.0	0.0	0.0	0.0	0.0	0.0	12.0
0205 - 0210	10.0	0.0	0.0	0.0	0.0	0.0	0.0	0.0	10.0
0210 - 0215	10.0	0.0	0.0	0.0	0.0	0.0	0.0	0.0	10.0
0215 - 0220	10.0	0.0	0.0	0.0	0.0	0.0	0.0	0.0	10.0
0220 - 0225	10.0	0.0	0.0	0.0	0.0	0.0	0.0	0.0	10.0
0225 - 0230	10.0	0.0	0.0	0.0	0.0	0.0	0.0	0.0	10.0
0230 - 0235	10.0	0.0	0.0	0.0	0.0	0.0	0.0	0.0	10.0
0235 - 0240	10.0	0.0	0.0	0.0	0.0	0.0	0.0	0.0	10.0
0240 - 0245	10.0	0.0	0.0	0.0	0.0	0.0	0.0	0.0	10.0
0245 - 0250	10.0	0.0	0.0	0.0	0.0	0.0	0.0	0.0	10.0
0250 - 0255	10.0	0.0	0.0	0.0	0.0	0.0	0.0	0.0	10.0
0255 - 0300	10.0	0.0	0.0	0.0	0.0	0.0	0.0	0.0	10.0
0300 - 0305	10.0	0.0	0.0	0.0	0.0	0.0	0.0	0.0	10.0
0305 - 0310	10.0	0.0	0.0	0.0	0.0	0.0	0.0	0.0	10.0
0310 - 0315	10.0	0.0	0.0	0.0	0.0	0.0	0.0	0.0	10.0
0315 - 0320	10.0	0.0	0.0	0.0	0.0	0.0	0.0	0.0	10.0
0320 - 0325	10.0	0.0	0.0	0.0	0.0	0.0	0.0	0.0	10.0
0325 - 0330	10.0	0.0	0.0	0.0	0.0	0.0	0.0	0.0	10.0
0330 - 0335	10.0	0.0	0.0	0.0	0.0	0.0	0.0	0.0	10.0
0335 - 0340	10.0	0.0	0.0	0.0	0.0	0.0	0.0	0.0	10.0
0340 - 0345	10.0	0.0	0.0	0.0	0.0	0.0	0.0	0.0	10.0
0345 - 0350	10.0	0.0	0.0	0.0	0.0	0.0	0.0	0.0	10.0
0350 - 0355	10.0	0.0	0.0	0.0	0.0	0.0	0.0	0.0	10.0
0355 - 0400	10.0	0.0	0.0	0.0	0.0	0.0	0.0	0.0	10.0
0400 - 0405	10.0	0.0	0.0	0.0	0.0	0.0	0.0	0.0	10.0
0405 - 0410	10.0	0.0	0.0	0.0	0.0	0.0	0.0	0.0	10.0
0410 - 0415	10.0	0.0	0.0	0.0	0.0	0.0	0.0	0.0	10.0
0415 - 0420	10.0	0.0	0.0	0.0	0.0	0.0	0.0	0.0	10.0
0420 - 0425	10.0	0.0	0.0	0.0	0.0	0.0	0.0	0.0	10.0
0425 - 0430	10.0	0.0	0.0	0.0	0.0	0.0	0.0	0.0	10.0
0430 - 0435	10.0	0.0	0.0	0.0	0.0	0.0	0.0	0.0	10.0
0435 - 0440	10.0	0.0	0.0	0.0	0.0	0.0	0.0	0.0	10.0
0440 - 0445	10.0	0.0	0.0	0.0	0.0	0.0	0.0	0.0	10.0
0445 - 0450	10.0	0.0	0.0	0.0	0.0	0.0	0.0	0.0	10.0
0450 - 0455	10.0	0.0	0.0	0.0	0.0	0.0	0.0	0.0	10.0
0455 - 0500	10.0	0.0	0.0	0.0	0.0	0.0	0.0	0.0	10.0
0500 - 0505	10.0	0.0	0.0	0.0	0.0	0.0	0.0	0.0	10.0
0505 - 0510	10.0	0.0	0.0	0.0	0.0	0.0	0.0	0.0	10.0
0510 - 0515	10.0	0.0	0.0	0.0	0.0	0.0	0.0	0.0	10.0
0515 - 0520	10.0	0.0	0.0	0.0	0.0	0.0	0.0	0.0	10.0
0520 - 0525	10.0	0.0	0.0	0.0	0.0	0.0	0.0	0.0	10.0
0525 - 0530	10.0	0.0	0.0	0.0	0.0	0.0	0.0	0.0	10.0
0530 - 0535	10.0	0.0	0.0	0.0	0.0	0.0	0.0	0.0	10.0
0535 - 0540	10.0	0.0	0.0	0.0	0.0	0.0	0.0	0.0	10.0
0540 - 0545	10.0	0.0	0.0	0.0	0.0	0.0	0.0	0.0	10.0
0545 - 0550	10.0	0.0	0.0	0.0	0.0	0.0	0.0	0.0	10.0
0550 - 0555	10.0	0.0	0.0	0.0	0.0	0.0	0.0	0.0	10.0
0555 - 0600	10.0	0.0	0.0	0.0	0.0	0.0	0.0	0.0	10.0
0600 - 0605	10.0	0.0	0.0	0.0	0.0	0.0	0.0	0.0	10.0
0605 - 0610	10.0	0.0	0.0	0.0	0.0	0.0	0.0	0.0	10.0
0610 - 0615	10.0	0.0	0.0	0.0	0.0	0.0	0.0	0.0	10.0
0615 - 0620	10.0	0.0	0.0	0.0	0.0	0.0	0.0	0.0	10.0
0620 - 0625	10.0	0.0	0.0	0.0	0.0	0.0	0.0	0.0	10.0
0625 - 0630	10.0	0.0	0.0	0.0	0.0	0.0	0.0	0.0	10.0
0630 - 0635	10.0	0.0	0.0	0.0	0.0	0.0	0.0	0.0	10.0
0635 - 0640	10.0	0.0	0.0	0.0	0.0	0.0	0.0	0.0	10.0
0640 - 0645	10.0	0.0	0.0	0.0	0.0	0.0	0.0	0.0	10.0
0645 - 0650	10.0	0.0	0.0	0.0	0.0	0.0	0.0	0.0	10.0
0650 - 0655	10.0	0.0	0.0	0.0	0.0	0.0	0.0	0.0	10.0
0655 - 0700	10.0	0.0	0.0	0.0	0.0	0.0	0.0	0.0	10.0
0700 - 0705	10.0	0.0	0.0	0.0	0.0	0.0	0.0	0.0	10.0
0705 - 0710	10.0	0.0	0.0	0.0	0.0	0.0	0.0	0.0	10.0
0710 - 0715	10.0	0.0	0.0	0.0	0.0	0.0	0.0	0.0	10.0
0715 - 0720	10.0	0.0	0.0	0.0	0.0	0.0	0.0	0.0	10.0
0720 - 0725	10.0	0.0	0.0	0.0	0.0	0.0	0.0	0.0	10.0
0725 - 0730	10.0	0.0	0.0	0.0	0.0	0.0	0.0	0.0	10.0
0730 - 0735	10.0	0.0	0.0	0.0	0.0	0.0	0.0	0.0	10.0
0735 - 0740	10.0	0.0	0.0	0.0	0.0	0.0	0.0	0.0	10.0
0740 - 0745	10.0	0.0	0.0	0.0	0.0	0.0	0.0	0.0	10.0
0745 - 0750	10.0	0.0	0.0	0.0	0.0	0.0	0.0	0.0	10.0
0750 - 0755	10.0	0.0	0.0	0.0	0.0	0.0	0.0	0.0	10.0
0755 - 0800	10.0	0.0	0.0	0.0	0.0	0.0	0.0	0.0	10.0
0800 - 0805	10.0	0.0	0.0	0.0	0.0	0.0	0.0	0.0	10.0
0805 - 0810	10.0	0.0	0.0	0.0	0.0	0.0	0.0	0.0	10.0
0810 - 0815	10.0	0.0	0.0	0.0	0.0	0.0	0.0	0.0	10.0
0815 - 0820	10.0	0.0	0.0	0.0	0.0	0.0	0.0	0.0	10.0
0820 - 0825	10.0	0.0	0.0	0.0	0.0	0.0	0.0	0.0	10.0
0825 - 0830	10.0	0.0	0.0	0.0	0.0	0.0	0.0	0.0	10.0
0830 - 0835	10.0	0.0	0.0	0.0	0.0	0.0	0.0	0.0	10.0
0835 - 0840	10.0	0.0	0.0	0.0	0.0	0.0	0.0	0.0	10.0
0840 - 0845	10.0	0.0	0.0	0.0	0.0	0.0	0.0	0.0	10.0
0845 - 0850	10.0	0.0	0.0	0.0	0.0	0.0	0.0	0.0	10.0
0850 - 0855	10.0	0.0	0.0	0.0	0.0	0.0	0.0	0.0	10.0
0855 - 0900	10.0	0.0	0.0	0.0	0.0	0.0	0.0	0.0	10.0
0900 - 0905	10.0	0.0	0.0	0.0	0.0	0.0	0.0	0.0	10.0
0905 - 0910	10.0	0.0	0.0	0.0	0.0	0.0	0.0	0.0	10.0
0910 - 0915	10.0	0.0	0.0	0.0	0.0	0.0	0.0	0.0	10.0
0915 - 0920	10.0	0.0	0.0	0.0	0.0	0.0	0.0	0.0	10.0
0920 - 0925	10.0	0.0	0.0	0.0	0.0	0.0	0.0	0.0	10.0
0925 - 0930	10.0	0.0	0.0	0.0	0.0	0.0	0.0	0.0	10.0
0930 - 0935	10.0	0.0	0.0	0.0	0.0	0.0	0.0	0.0	10.0
0935 - 0940	10.0	0.0	0.0	0.0	0.0	0.0	0

ADVANCED TRANSPORT RESEARCH

Job Number & Name: 21326 Epsom Hospital

Site Number/Name: Site 3 - Woodcote Green Road/Hospital Access

Client: Mayer Brown

Date: 22/05/2019

Weather: Sunny, Dry

Comments: None

Advanced Transport Research		*Job Number & Name:*	21326 Epsom Hospital
Site 3 - Woodcote Green Road/Hospital Access		*Date:*	Wednesday 22 May 2019

Job Type:	Junction Count				
Co-ordinates:	51° 19'26.70"N, 0° 16'19.68"W	*Postcode:*	KT18 7DG	*Times:*	0700-1900



Advanced Transport Research	*Job Number & Name:*	21326 Epsom Hospital
Site 3 - Woodcote Green Road/Hospital Access	*Client:*	Mayer Brown
Flow Diagram	*Date:*	Wednesday 22 May 2019

Select Period 07:15

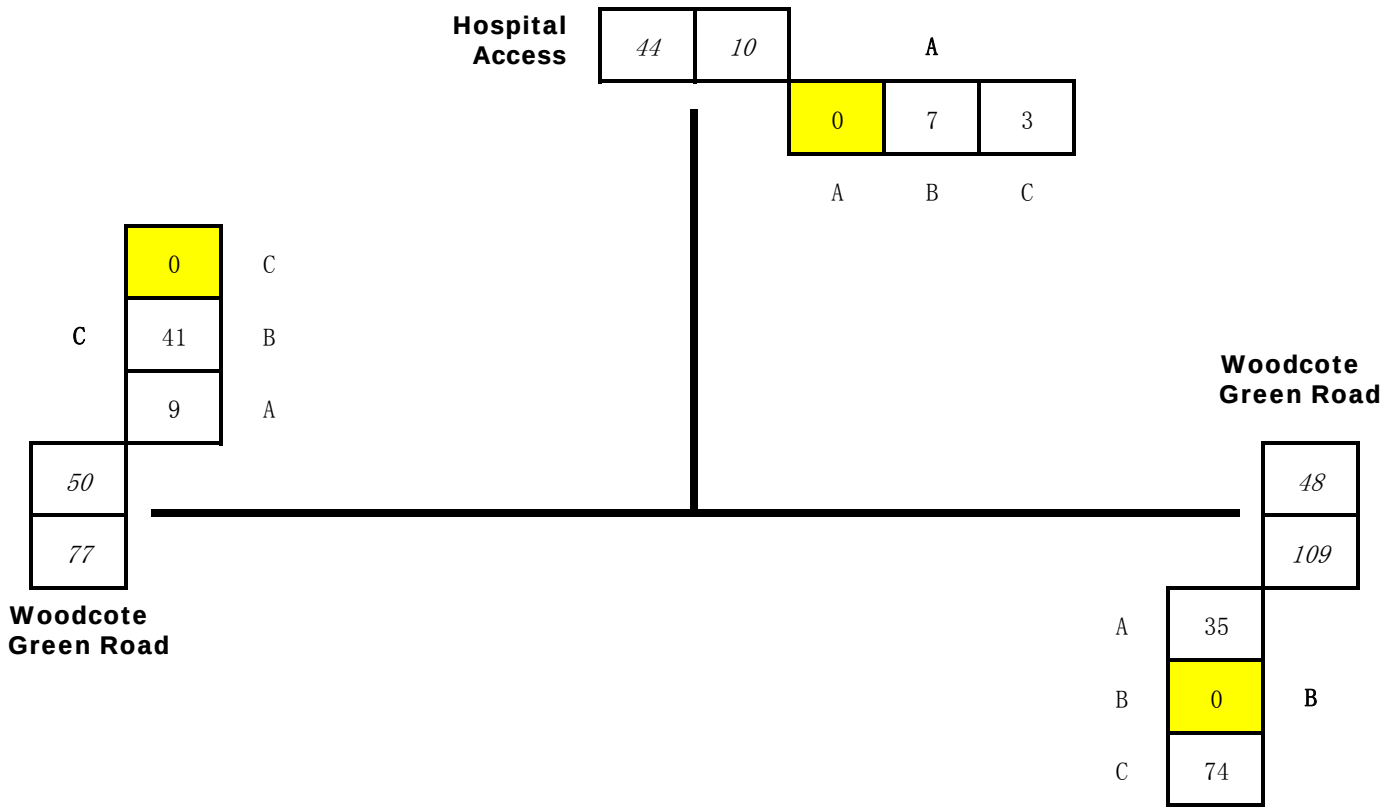

Advanced Transport Research

Site 3 - Woodcote Green Road/Hospital Access

Classified Counts

Job Number & Name: 21326 Epsom Hospital

Client: Mayer Brown

Date: Wednesday 22 May 2019

	A to A							
Times	Cars	LGV	Amb	OGV1	OGV2	PSV	M/B	Cyc
07:00 - 07:15	0	0	0	0	0	0	0	0
07:15 - 07:30	0	0	0	0	0	0	0	0
07:30 - 07:45	0	0	0	0	0	0	0	0
07:45 - 08:00	0	0	0	0	0	0	0	0
08:00 - 08:15	0	0	0	0	0	0	0	0
08:15 - 08:30	0	0	0	0	0	0	0	0
08:30 - 08:45	0	0	0	0	0	0	0	0
08:45 - 09:00	0	0	0	0	0	0	0	0
09:00 - 09:15	0	0	0	0	0	0	0	0
09:15 - 09:30	0	0	0	0	0	0	0	0
09:30 - 09:45	0	0	0	0	0	0	0	0
09:45 - 10:00	0	0	0	0	0	0	0	0
10:00 - 10:15	0	0	0	0	0	0	0	0
10:15 - 10:30	0	0	0	0	0	0	0	0
10:30 - 10:45	0	0	0	0	0	0	0	0
10:45 - 11:00	0	0	0	0	0	0	0	0
11:00 - 11:15	0	0	0	0	0	0	0	0
11:15 - 11:30	0	0	0	0	0	0	0	0
11:30 - 11:45	0	0	0	0	0	0	0	0
11:45 - 12:00	0	0	0	0	0	0	0	0
12:00 - 12:15	0	0	0	0	0	0	0	0
12:15 - 12:30	0	0	0	0	0	0	0	0
12:30 - 12:45	0	0	0	0	0	0	0	0
12:45 - 13:00	0	0	0	0	0	0	0	0
13:00 - 13:15	0	0	0	0	0	0	0	0
13:15 - 13:30	0	0	0	0	0	0	0	0
13:30 - 13:45	0	0	0	0	0	0	0	0
13:45 - 14:00	0	0	0	0	0	0	0	0
14:00 - 14:15	0	0	0	0	0	0	0	0
14:15 - 14:30	0	0	0	0	0	0	0	0
14:30 - 14:45	0	0	0	0	0	0	0	0
14:45 - 15:00	0	0	0	0	0	0	0	0
15:00 - 15:15	0	0	0	0	0	0	0	0
15:15 - 15:30	0	0	0	0	0	0	0	0
15:30 - 15:45	0	0	0	0	0	0	0	0
15:45 - 16:00	0	0	0	0	0	0	0	0
16:00 - 16:15	0	0	0	0	0	0	0	0
16:15 - 16:30	0	0	0	0	0	0	0	0
16:30 - 16:45	0	0	0	0	0	0	0	0
16:45 - 17:00	0	0	0	0	0	0	0	0
17:00 - 17:15	0	0	0	0	0	0	0	0
17:15 - 17:30	0	0	0	0	0	0	0	0
17:30 - 17:45	0	0	0	0	0	0	0	0
17:45 - 18:00	0	0	0	0	0	0	0	0
18:00 - 18:15	0	0	0	0	0	0	0	0
18:15 - 18:30	0	0	0	0	0	0	0	0
18:30 - 18:45	0	0	0	0	0	0	0	0
18:45 - 19:00	0	0	0	0	0	0	0	0

	A to B							
Times	Cars	LGV	Amb	OGV1	OGV2	PSV	M/B	Cyc
07:00 - 07:15	1	0	0	0	0	0	1	0
07:15 - 07:30	5	2	0	0	0	0	0	0
07:30 - 07:45	5	2	0	0	0	0	0	1
07:45 - 08:00	11	1	0	0	0	0	0	0
08:00 - 08:15	12	0	0	0	0	0	0	0
08:15 - 08:30	8	1	0	1	0	0	0	0
08:30 - 08:45	13	1	0	0	0	0	0	0
08:45 - 09:00	2	2	0	0	0	0	0	1
09:00 - 09:15	7	2	0	0	1	0	0	0
09:15 - 09:30	7	0	0	0	0	0	0	0
09:30 - 09:45	3	1	0	1	0	0	0	0
09:45 - 10:00	6	2	0	0	1	0	0	2
10:00 - 10:15	3	0	0	0	0	0	0	2
10:15 - 10:30	4	1	0	0	0	0	1	0
10:30 - 10:45	9	2	0	0	0	0	0	1
10:45 - 11:00	10	0	0	0	0	0	0	0
11:00 - 11:15	1	0	0	0	0	0	0	0
11:15 - 11:30	5	2	0	0	0	0	0	0
11:30 - 11:45	3	1	0	0	0	0	0	2
11:45 - 12:00	2	1	1	0	0	0	0	1
12:00 - 12:15	6	3	0	0	0	0	0	1
12:15 - 12:30	10	2	0	0	0	0	1	0
12:30 - 12:45	6	2	1	0	0	0	0	0
12:45 - 13:00	4	1	0	1	0	0	0	0
13:00 - 13:15	6	1	0	0	0	0	0	0
13:15 - 13:30	10	1	0	0	0	0	0	0
13:30 - 13:45	8	0	1	0	0	0	0	0
13:45 - 14:00	3	1	0	0	0	0	0	0
14:00 - 14:15	13	2	0	0	0	0	0	1
14:15 - 14:30	6	1	0	1	1	0	0	0
14:30 - 14:45	9	1	0	0	0	0	0	1
14:45 - 15:00	6	0	0	0	0	0	0	0
15:00 - 15:15	19	1	0	1	0	0	0	0
15:15 - 15:30	11	1	1	0	0	0	0	1
15:30 - 15:45	13	0	1	0	0	0	2	0
15:45 - 16:00	16	0	0	0	0	0	0	0
16:00 - 16:15	32	1	0	0	0	0	0	2
16:15 - 16:30	15	3	0	0	0	0	1	1
16:30 - 16:45	22	1	0	0	0	0	1	1
16:45 - 17:00	22	1	0	0	0	0	1	2
17:00 - 17:15	24	1	0	0	0	0	0	2
17:15 - 17:30	21	0	0	0	0	0	0	2
17:30 - 17:45	29	1	0	0	0	0	0	4
17:45 - 18:00	21	0	0	0	0	0	0	3
18:00 - 18:15	15	0	0	0	0	0	1	1
18:15 - 18:30	11	0	0	0	0	0	0	1
18:30 - 18:45	3	0	0	0	0	0	0	0
18:45 - 19:00	5	0	0	0	0	0	0	0

	A to C							
Times	Cars	LGV	Amb	OGV1	OGV2	PSV	M/B	Cyc
07:00 - 07:15	1	0	0	0	0	0	0	0
07:15 - 07:30	3	0	0	0	0	0	0	0
07:30 - 07:45	0	0	0	0	0	0	0	0
07:45 - 08:00	1	0	0	0	0	0	0	0
08:00 - 08:15	1	0	0	0	0	0	0	0
08:15 - 08:30	1	0	0	0	0	0	0	0
08:30 - 08:45	1	0	0	0	0	0	0	0
08:45 - 09:00	0	0	0	1	0	0	0	0
09:00 - 09:15	0	0	0	0	0	0	0	0
09:15 - 09:30	1	0	0	0	0	0	0	0
09:30 - 09:45	2	0	0	0	0	0	0	0
09:45 - 10:00	3	0	0	0	0	0	0	0
10:00 - 10:15	1	0	0	0	0	0	0	0
10:15 - 10:30	1	0	0	0	0	0	0	0
10:30 - 10:45	2	0	0	0	0	0	0	0
10:45 - 11:00	0	0	0	0	0	0	0	0
11:00 - 11:15	2	0	0	0	0	0	0	0
11:15 - 11:30	0	0	1	0	0	0	0	0
11:30 - 11:45	2	0	0	0	0	0	0	0
11:45 - 12:00	1	0	0	0	0	0	0	0
12:00 - 12:15	3	0	0	0	0	0	0	0
12:15 - 12:30	4	0	0	0	0	0	0	0
12:30 - 12:45	2	0	0	0	0	0	0	0
12:45 - 13:00	5	0	1	0	0	0	0	0
13:00 - 13:15	3	0	0	0	0	0	0	0
13:15 - 13:30	2	0	0	0	0	0	0	0
13:30 - 13:45	2	0	0	0	0	0	0	0
13:45 - 14:00	3	1	0	1	0	0	0	0
14:00 - 14:15	1	0	0	0	0	0	0	0
14:15 - 14:30	0	0	0	0	0	0	0	0
14:30 - 14:45	1	0	0	1	0	0	0	0
14:45 - 15:00	3	0	0	0	0	0	0	0
15:00 - 15:15	4	1	1	0	0	0	0	1
15:15 - 15:30	5	0	0	0	0	0	0	0
15:30 - 15:45	3	1	0	0	0	0	0	0
15:45 - 16:00	0	0	0	0	0	0	0	0
16:00 - 16:15	7	1	1	0	0	0	0	0
16:15 - 16:30	4	1	0	0	0	0	0	0
16:30 - 16:45	0	0	0	0	0	0	0	0
16:45 - 17:00	4	0	0	0	0	0	0	0
17:00 - 17:15	5	0	0	0	0	0	0	0
17:15 - 17:30	2	0	0	0	0	0	0	0
17:30 - 17:45	6	0	0	0	0	0	0	1
17:45 - 18:00	3	0	0	0	0	0	0	0
18:00 - 18:15	2	0	0	0	0	0	0	0
18:15 - 18:30	3	0	0	0	0	0	0	0
18:30 - 18:45	3	0	0	0	0	0	0	0
18:45 - 19:00	1	0	0	0	0	0	0	0

	B to A							
Times	Cars	LGV	Amb	OGV1	OGV2	PSV	M/B	Cyc
07:00 - 07:15	12	2	0	1	0	1	0	1
07:15 - 07:30	28	2	0	0	0	1	1	3
07:30 - 07:45	29	1	0	0	0	0	1	4
07:45 - 08:00	36	1	0	0	0	0	1	0
08:00 - 08:15	41	0	0	0	0	0	0	5
08:15 - 08:30	44	0	0	0	0	1	0	3
08:30 - 08:45	28	4	0	0	0	0	1	1
08:45 - 09:00	13	1	1	1	0	0	0	2
09:00 - 09:15	5	1	0	1	0	1	0	1
09:15 - 09:30	1	0	0	0	0	0	0	0
09:30 - 09:45	8	1	0	0	1	1	0	1
09:45 - 10:00	6	1	0	1	0	0	0	0
10:00 - 10:15	5	2	0	2	0	1	0	0
10:15 - 10:30	4	1	1	0	1	0	0	1
10:30 - 10:45	8	0	0	0	0	0	1	0
10:45 - 11:00	5	0	0	0	0	1	0	1
11:00 - 11:15	7	3	0	0	0	0	1	0
11:15 - 11:30	10	0	1	0	0	1	0	0
11:30 - 11:45	5	1	0	0	0	0	0	0
11:45 - 12:00	8	1	0	0	0	1	0	0
12:00 - 12:15	7	0	0	0	0	0	1	1
12:15 - 12:30	6	1	0	0	0	0	0	1
12:30 - 12:45	7	4	1	0	0	1	0	0
12:45 - 13:00	8	0	0	0	0	0	0	0
13:00 - 13:15	7	1	0	0	0	1	0	0
13:15 - 13:30	6	0	0	0	0	0	0	0
13:30 - 13:45	5	1	1	1	0	1	0	0
13:45 - 14:00	5	1	1	0	1	0	0	0
14:00 - 14:15	3	3	0	0	0	1	0	0
14:15 - 14:30	3	0	0	0	0	0	0	0
14:30 - 14:45	9	0	1	0	0	0	0	0
14:45 - 15:00	9	0	0	0	0	1	0	0
15:00 - 15:15	7	0	0	0	0	0	0	0
15:15 - 15:30	10	2	0	0	0	1	0	0
15:30 - 15:45	9	0	0	0	0	0	0	0
15:45 - 16:00	6	0	0	0	0	1	1	0
16:00 - 16:15	6	0	0	0	0	0	1	0
16:15 - 16:30	9	1	0	0	0	0	0	0
16:30 - 16:45	6	0	0	0	0	1	0	0
16:45 - 17:00	3	0	0	0	0	0	1	0
17:00 - 17:15	4	0	0	0	0	0	0	0
17:15 - 17:30	9	1	0	0	0	1	0	0
17:30 - 17:45	3	0	0	0	0	0	0	0
17:45 - 18:00	4	0	0	0	0	1	0	0
18:00 - 18:15	3	0	0	0	0	0	0	0
18:15 - 18:30	1	0	1	0	0	0	0	0
18:30 - 18:45	2	0	0	0	0	0	0	0
18:45 - 19:00	6	0	0	0	0	1	0	0

	B to B							
Times	Cars	LGV	Amb	OGV1	OGV2	PSV	M/B	Cyc
07:00 - 07:15	0	0	0	0	0	0	0	0
07:15 - 07:30	0	0	0	0	0	0	0	0
07:30 - 07:45	0	0	0	0	0	0	0	0
07:45 - 08:00	0	0	0	0	0	0	0	0
08:00 - 08:15	0	0	0	0	0	0	0	0
08:15 - 08:30	0	0	0	0	0	0	0	0
08:30 - 08:45	0	0	0	0	0	0	0	0
08:45 - 09:00	0	0	0	0	0	0	0	0
09:00 - 09:15	0	0	0	0	0	0	0	0
09:15 - 09:30	0	0	0	0	0	0	0	0
09:30 - 09:45	0	0	0	0	0	0	0	0
09:45 - 10:00	0	0	0	0	0	0	0	0
10:00 - 10:15	0	0	0	0	0	0	0	0
10:15 - 10:30	0	0	0	0	0	0	0	0
10:30 - 10:45	0	0	0	0	0	0	0	0
10:45 - 11:00	0	0	0	0	0	0	0	0
11:00 - 11:15	0	0	0	0	0	0	0	0
11:15 - 11:30	0	0	0	0	0	0	0	0
11:30 - 11:45	0	0	0	0	0	0	0	0
11:45 - 12:00	0	0	0	0	0	0	0	0
12:00 - 12:15	0	0	0	0	0	0	0	0
12:15 - 12:30	0	0	0	0	0	0	0	0
12:30 - 12:45	0	0	0	0	0	0	0	0
12:45 - 13:00	1	0	0	0	0	0	0	0
13:00 - 13:15	0	0	0	0	0	0	0	0
13:15 - 13:30	0	0	0	0	0	0	0	0
13:30 - 13:45	0	0	0	0	0	0	0	0
13:45 - 14:00	0	0	0	0	0	0	0	0
14:00 - 14:15	0	0	0	0	0	0	0	0
14:15 - 14:30	1	0	0	0	0	0	0	0
14:30 - 14:45	0	0	0	0	0	0	0	0
14:45 - 15:00	0	0	0	0	0	0	0	0
15:00 - 15:15	0	0	0	0	0	0	0	0
15:15 - 15:30	0	0	0	0	0	0	0	0
15:30 - 15:45	0	0	0	0	0	0	0	0
15:45 - 16:00	0	0	0	0	0	0	0	0
16:00 - 16:15	0	0	0	0	0	0	0	0
16:15 - 16:30	0	0	0	0	0	0	0	0
16:30 - 16:45	0	0	0	0	0	0	0	0
16:45 - 17:00	0	0	0	0	0	0	0	0
17:00 - 17:15	0	0	0	0	0	0	0	0
17:15 - 17:30	0	0	0	0	0	0	0	0
17:30 - 17:45	0	0	0	0	0	0	0	0
17:45 - 18:00	0	0	0	0	0	0	0	0
18:00 - 18:15	0	0	0	0	0	0	0	0
18:15 - 18:30	0	0	0	0	0	0	0	0
18:30 - 18:45	0	0	0	0	0	0	0	0
18:45 - 19:00	0	0	0	0	0	0	0	0

	B to C							
Times	Cars	LGV	Amb	OGV1	OGV2	PSV	M/B	Cyc
07:00 - 07:15	57	3	0	1	0	0	0	3
07:15 - 07:30	67	6	0	0	0	0	0	1
07:30 - 07:45	96	2	0	1	0	1	0	1
07:45 - 08:00	124	4	0	3	0	1	1	1
08:00 - 08:15	104	6	0	0	0	2	0	1
08:15 - 08:30	105	5	0	0	0	0	0	0
08:30 - 08:45	85	5	0	0	0	0	2	4
08:45 - 09:00	66	1	0	0	0	0	0	3
09:00 - 09:15	61	3	0	0	0	0	0	7
09:15 - 09:30	49	8	0	1	0	0	0	3
09:30 - 09:45	44	3	0	0	0	0	0	2
09:45 - 10:00	32	2	0	3	0	0	0	1
10:00 - 10:15	46	5	0	1	0	1	0	5
10:15 - 10:30	26	4	0	0	0	0	0	3
10:30 - 10:45	43	2	0	1	0	0	0	3
10:45 - 11:00	27	3	0	1	0	0	0	2
11:00 - 11:15	38	6	0	0	0	0	0	15
11:15 - 11:30	46	1	0	0	0	0	0	0
11:30 - 11:45	37	3	0	1	1	0	0	1
11:45 - 12:00	43	4	0	0	0	0	1	2
12:00 - 12:15	32	4	0	1	0	0	0	0
12:15 - 12:30	36	1	0	0	0	0	0	3
12:30 - 12:45	44	4	0	1	0	0	0	1
12:45 - 13:00	28	2	0	0	0	0	1	1
13:00 - 13:15	39	6	0	1	0	0	1	1
13:15 - 13:30	43	2	0	1	0	0	0	1
13:30 - 13:45	38	1	0	0	1	0	1	12
13:45 - 14:00	34	1	0	0	0	0	0	2
14:00 - 14:15	28	5	0	2	0	0	0	0
14:15 - 14:30	37	4	0	0	0	0	0	1
14:30 - 14:45	46	5	0	0	0	1	1	1
14:45 - 15:00	45	5	0	2	0	1	0	2
15:00 - 15:15	77	7	0	0	0	1	0	2
15:15 - 15:30	77	7	0	0	0	0	1	3
15:30 - 15:45	84	6	0	0	0	1	0	2
15:45 - 16:00	47	7	0	0	0	0	0	0
16:00 - 16:15	61	5	0	0	0	0	1	0
16:15 - 16:30	46	4	0	0	0	0	0	1
16:30 - 16:45	55	7	0	0	0	0	0	2
16:45 - 17:00	64	4	0	0	0	1	2	5
17:00 - 17:15	66	5	0	0	0	0	2	0
17:15 - 17:30	58	3	0	0	0	0	1	3
17:30 - 17:45	62	4	0	0	0	0	1	2
17:45 - 18:00	60	1	0	0	0	0	0	3
18:00 - 18:15	70	4	0	0	0	0	2	5
18:15 - 18:30	52	3	0	0	0	0	2	5
18:30 - 18:45	50	2	0	0	0	0	0	2
18:45 - 19:00	37	2	0	0	0	0	0	1

	C to A							
Times	Cars	LGV	Amb	OGV1	OGV2	PSV	M/B	Cyc
07:00 - 07:15	1	0	0	0	0	0	0	1
07:15 - 07:30	7	0	0	0	0	0	1	1
07:30 - 07:45	3	2	0	0	0	0	0	0
07:45 - 08:00	5	0	0	0	0	0	0	0
08:00 - 08:15	5	0	0	0	0	0	0	0
08:15 - 08:30	5	0	0	0	0	0	0	0
08:30 - 08:45	3	1	0	0	0	0	0	0
08:45 - 09:00	1	0	0	0	0	0	0	0
09:00 - 09:15	1	2	0	0	1	0	0	0
09:15 - 09:30	7	0	0	0	0	0	0	0
09:30 - 09:45	4	1	0	0	0	0	0	0
09:45 - 10:00	7	0	0	0	0	0	0	1
10:00 - 10:15	2	0	0	0	0	0	0	0
10:15 - 10:30	1	0	0	0	0	0	0	0
10:30 - 10:45	2	0	0	0	0	0	0	0
10:45 - 11:00	0	0	0	0	0	0	0	0
11:00 - 11:15	3	0	0	0	0	0	0	0
11:15 - 11:30	0	0	0	0	0	0	0	0
11:30 - 11:45	3	0	0	0	0	0	0	0
11:45 - 12:00	1	0	0	0	0	0	0	0
12:00 - 12:15	0	1	0	0	0	0	0	0
12:15 - 12:30	1	1	0	0	0	0	0	0
12:30 - 12:45	2	0	0	0	0	0	0	0
12:45 - 13:00	2	2	0	0	0	0	0	0
13:00 - 13:15	1	0	0	0	0	0	0	0
13:15 - 13:30	3	0	0	0	0	0	0	0
13:30 - 13:45	4	1	0	0	0	0	0	0
13:45 - 14:00	2	0	0	1	0	0	0	0
14:00 - 14:15	3	0	0	0	0	0	0	0
14:15 - 14:30	4	0	0	0	0	0	0	0
14:30 - 14:45	1	0	0	0	0	0	0	0
14:45 - 15:00	0	0	0	0	0	0	0	0
15:00 - 15:15	5	0	0	0	0	0	0	0
15:15 - 15:30	3	0	0	0	0	0	0	0
15:30 - 15:45	1	0	0	0	0	0	0	0
15:45 - 16:00	5	0	0	0	0	0	0	0
16:00 - 16:15	4	1	0	0	0	0	0	0
16:15 - 16:30	2	0	0	0	0	0	0	0
16:30 - 16:45	1	1	0	0	0	0	0	0
16:45 - 17:00	3	0	0	0	0	0	0	0
17:00 - 17:15	1	0	0	0	0	0	0	0
17:15 - 17:30	4	0	0	0	0	0	0	0
17:30 - 17:45	1	0	0	0	0	0	0	0
17:45 - 18:00	1	0	0	0	0	0	0	0
18:00 - 18:15	2	1	0	0	0	0	0	0
18:15 - 18:30	1	0	0	0	0	0	0	0
18:

Advanced Transport Research

Site 3 - Woodcote Green Road/Hospital Access

PCU Values

Job Number & Name: 21326 Epsom Hospital

Client: Mayer Brown

Date: Wednesday 22 May 2019

A to A

Times	Cars	LGV	Amb	OGV1	OGV2	PSV	M/B	Cyc	Total
0000 - 0005	0.0	0.0	0.0	0.0	0.0	0.0	0.0	0.0	0.0
0005 - 0010	0.0	0.0	0.0	0.0	0.0	0.0	0.0	0.0	0.0
0010 - 0015	0.0	0.0	0.0	0.0	0.0	0.0	0.0	0.0	0.0
0015 - 0020	0.0	0.0	0.0	0.0	0.0	0.0	0.0	0.0	0.0
0020 - 0025	0.0	0.0	0.0	0.0	0.0	0.0	0.0	0.0	0.0
0025 - 0030	0.0	0.0	0.0	0.0	0.0	0.0	0.0	0.0	0.0
0030 - 0035	0.0	0.0	0.0	0.0	0.0	0.0	0.0	0.0	0.0
0035 - 0040	0.0	0.0	0.0	0.0	0.0	0.0	0.0	0.0	0.0
0040 - 0045	0.0	0.0	0.0	0.0	0.0	0.0	0.0	0.0	0.0
0045 - 0050	0.0	0.0	0.0	0.0	0.0	0.0	0.0	0.0	0.0
0050 - 0055	0.0	0.0	0.0	0.0	0.0	0.0	0.0	0.0	0.0
0055 - 0100	0.0	0.0	0.0	0.0	0.0	0.0	0.0	0.0	0.0
0100 - 0105	0.0	0.0	0.0	0.0	0.0	0.0	0.0	0.0	0.0
0105 - 0110	0.0	0.0	0.0	0.0	0.0	0.0	0.0	0.0	0.0
0110 - 0115	0.0	0.0	0.0	0.0	0.0	0.0	0.0	0.0	0.0
0115 - 0120	0.0	0.0	0.0	0.0	0.0	0.0	0.0	0.0	0.0
0120 - 0125	0.0	0.0	0.0	0.0	0.0	0.0	0.0	0.0	0.0
0125 - 0130	0.0	0.0	0.0	0.0	0.0	0.0	0.0	0.0	0.0
0130 - 0135	0.0	0.0	0.0	0.0	0.0	0.0	0.0	0.0	0.0
0135 - 0140	0.0	0.0	0.0	0.0	0.0	0.0	0.0	0.0	0.0
0140 - 0145	0.0	0.0	0.0	0.0	0.0	0.0	0.0	0.0	0.0
0145 - 0150	0.0	0.0	0.0	0.0	0.0	0.0	0.0	0.0	0.0
0150 - 0155	0.0	0.0	0.0	0.0	0.0	0.0	0.0	0.0	0.0
0155 - 0200	0.0	0.0	0.0	0.0	0.0	0.0	0.0	0.0	0.0
0200 - 0205	0.0	0.0	0.0	0.0	0.0	0.0	0.0	0.0	0.0
0205 - 0210	0.0	0.0	0.0	0.0	0.0	0.0	0.0	0.0	0.0
0210 - 0215	0.0	0.0	0.0	0.0	0.0	0.0	0.0	0.0	0.0
0215 - 0220	0.0	0.0	0.0	0.0	0.0	0.0	0.0	0.0	0.0
0220 - 0225	0.0	0.0	0.0	0.0	0.0	0.0	0.0	0.0	0.0
0225 - 0230	0.0	0.0	0.0	0.0	0.0	0.0	0.0	0.0	0.0
0230 - 0235	0.0	0.0	0.0	0.0	0.0	0.0	0.0	0.0	0.0
0235 - 0240	0.0	0.0	0.0	0.0	0.0	0.0	0.0	0.0	0.0
0240 - 0245	0.0	0.0	0.0	0.0	0.0	0.0	0.0	0.0	0.0
0245 - 0250	0.0	0.0	0.0	0.0	0.0	0.0	0.0	0.0	0.0
0250 - 0255	0.0	0.0	0.0	0.0	0.0	0.0	0.0	0.0	0.0
0255 - 0300	0.0	0.0	0.0	0.0	0.0	0.0	0.0	0.0	0.0
0300 - 0305	0.0	0.0	0.0	0.0	0.0	0.0	0.0	0.0	0.0
0305 - 0310	0.0	0.0	0.0	0.0	0.0	0.0	0.0	0.0	0.0
0310 - 0315	0.0	0.0	0.0	0.0	0.0	0.0	0.0	0.0	0.0
0315 - 0320	0.0	0.0	0.0	0.0	0.0	0.0	0.0	0.0	0.0
0320 - 0325	0.0	0.0	0.0	0.0	0.0	0.0	0.0	0.0	0.0
0325 - 0330	0.0	0.0	0.0	0.0	0.0	0.0	0.0	0.0	0.0
0330 - 0335	0.0	0.0	0.0	0.0	0.0	0.0	0.0	0.0	0.0
0335 - 0340	0.0	0.0	0.0	0.0	0.0	0.0	0.0	0.0	0.0
0340 - 0345	0.0	0.0	0.0	0.0	0.0	0.0	0.0	0.0	0.0
0345 - 0350	0.0	0.0	0.0	0.0	0.0	0.0	0.0	0.0	0.0
0350 - 0355	0.0	0.0	0.0	0.0	0.0	0.0	0.0	0.0	0.0
0355 - 0400	0.0	0.0	0.0	0.0	0.0	0.0	0.0	0.0	0.0
0400 - 0405	0.0	0.0	0.0	0.0	0.0	0.0	0.0	0.0	0.0
0405 - 0410	0.0	0.0	0.0	0.0	0.0	0.0	0.0	0.0	0.0
0410 - 0415	0.0	0.0	0.0	0.0	0.0	0.0	0.0	0.0	0.0
0415 - 0420	0.0	0.0	0.0	0.0	0.0	0.0	0.0	0.0	0.0
0420 - 0425	0.0	0.0	0.0	0.0	0.0	0.0	0.0	0.0	0.0
0425 - 0430	0.0	0.0	0.0	0.0	0.0	0.0	0.0	0.0	0.0
0430 - 0435	0.0	0.0	0.0	0.0	0.0	0.0	0.0	0.0	0.0
0435 - 0440	0.0	0.0	0.0	0.0	0.0	0.0	0.0	0.0	0.0
0440 - 0445	0.0	0.0	0.0	0.0	0.0	0.0	0.0	0.0	0.0
0445 - 0450	0.0	0.0	0.0	0.0	0.0	0.0	0.0	0.0	0.0
0450 - 0455	0.0	0.0	0.0	0.0	0.0	0.0	0.0	0.0	0.0
0455 - 0500	0.0	0.0	0.0	0.0	0.0	0.0	0.0	0.0	0.0
0500 - 0505	0.0	0.0	0.0	0.0	0.0	0.0	0.0	0.0	0.0
0505 - 0510	0.0	0.0	0.0	0.0	0.0	0.0	0.0	0.0	0.0
0510 - 0515	0.0	0.0	0.0	0.0	0.0	0.0	0.0	0.0	0.0
0515 - 0520	0.0	0.0	0.0	0.0	0.0	0.0	0.0	0.0	0.0
0520 - 0525	0.0	0.0	0.0	0.0	0.0	0.0	0.0	0.0	0.0
0525 - 0530	0.0	0.0	0.0	0.0	0.0	0.0	0.0	0.0	0.0
0530 - 0535	0.0	0.0	0.0	0.0	0.0	0.0	0.0	0.0	0.0
0535 - 0540	0.0	0.0	0.0	0.0	0.0	0.0	0.0	0.0	0.0
0540 - 0545	0.0	0.0	0.0	0.0	0.0	0.0	0.0	0.0	0.0
0545 - 0550	0.0	0.0	0.0	0.0	0.0	0.0	0.0	0.0	0.0
0550 - 0555	0.0	0.0	0.0	0.0	0.0	0.0	0.0	0.0	0.0
0555 - 0600	0.0	0.0	0.0	0.0	0.0	0.0	0.0	0.0	0.0
0600 - 0605	0.0	0.0	0.0	0.0	0.0	0.0	0.0	0.0	0.0
0605 - 0610	0.0	0.0	0.0	0.0	0.0	0.0	0.0	0.0	0.0
0610 - 0615	0.0	0.0	0.0	0.0	0.0	0.0	0.0	0.0	0.0
0615 - 0620	0.0	0.0	0.0	0.0	0.0	0.0	0.0	0.0	0.0
0620 - 0625	0.0	0.0	0.0	0.0	0.0	0.0	0.0	0.0	0.0
0625 - 0630	0.0	0.0	0.0	0.0	0.0	0.0	0.0	0.0	0.0
0630 - 0635	0.0	0.0	0.0	0.0	0.0	0.0	0.0	0.0	0.0
0635 - 0640	0.0	0.0	0.0	0.0	0.0	0.0	0.0	0.0	0.0
0640 - 0645	0.0	0.0	0.0	0.0	0.0	0.0	0.0	0.0	0.0
0645 - 0650	0.0	0.0	0.0	0.0	0.0	0.0	0.0	0.0	0.0
0650 - 0655	0.0	0.0	0.0	0.0	0.0	0.0	0.0	0.0	0.0
0655 - 0700	0.0	0.0	0.0	0.0	0.0	0.0	0.0	0.0	0.0
0700 - 0705	0.0	0.0	0.0	0.0	0.0	0.0	0.0	0.0	0.0
0705 - 0710	0.0	0.0	0.0	0.0	0.0	0.0	0.0	0.0	0.0
0710 - 0715	0.0	0.0	0.0	0.0	0.0	0.0	0.0	0.0	0.0
0715 - 0720	0.0	0.0	0.0	0.0	0.0	0.0	0.0	0.0	0.0
0720 - 0725	0.0	0.0	0.0	0.0	0.0	0.0	0.0	0.0	0.0
0725 - 0730	0.0	0.0	0.0	0.0	0.0	0.0	0.0	0.0	0.0
0730 - 0735	0.0	0.0	0.0	0.0	0.0	0.0	0.0	0.0	0.0
0735 - 0740	0.0	0.0	0.0	0.0	0.0	0.0	0.0	0.0	0.0
0740 - 0745	0.0	0.0	0.0	0.0	0.0	0.0	0.0	0.0	0.0
0745 - 0750	0.0	0.0	0.0	0.0	0.0	0.0	0.0	0.0	0.0
0750 - 0755	0.0	0.0	0.0	0.0	0.0	0.0	0.0	0.0	0.0
0755 - 0800	0.0	0.0	0.0	0.0	0.0	0.0	0.0	0.0	0.0
0800 - 0805	0.0	0.0	0.0	0.0	0.0	0.0	0.0	0.0	0.0
0805 - 0810	0.0	0.0	0.0	0.0	0.0	0.0	0.0	0.0	0.0
0810 - 0815	0.0	0.0	0.0	0.0	0.0	0.0	0.0	0.0	0.0
0815 - 0820	0.0	0.0	0.0	0.0	0.0	0.0	0.0	0.0	0.0
0820 - 0825	0.0	0.0	0.0	0.0	0.0	0.0	0.0	0.0	0.0
0825 - 0830	0.0	0.0	0.0	0.0	0.0	0.0	0.0	0.0	0.0
0830 - 0835	0.0	0.0	0.0	0.0	0.0	0.0	0.0	0.0	0.0
0835 - 0840	0.0	0.0	0.0	0.0	0.0	0.0	0.0	0.0	0.0
0840 - 0845	0.0	0.0	0.0	0.0	0.0	0.0	0.0	0.0	0.0
0845 - 0850	0.0	0.0	0.0	0.0	0.0	0.0	0.0	0.0	0.0
0850 - 0855	0.0	0.0	0.0	0.0	0.0	0.0	0.0	0.0	0.0
0855 - 0900	0.0	0.0	0.0	0.0	0.0	0.0	0.0	0.0	0.0
0900 - 0905	0.0	0.0	0.0	0.0	0.0	0.0	0.0	0.0	0.0
0905 - 0910	0.0	0.0	0.0	0.0	0.0	0.0	0.0	0.0	0.0
0910 - 0915	0.0	0.0	0.0	0.0	0.0	0.0	0.0	0.0	0.0
0915 - 0920	0.0	0.0	0.0	0.0	0.0	0.0	0.0	0.0	0.0
0920 - 0925	0.0	0.0	0.0	0.0	0.0	0.0	0.0	0.0	0.0
0925 - 0930	0.0	0.0	0.0	0.0	0.0	0.0	0.0	0.0	0.0
0930 - 0935	0.0	0.0	0.0	0.0	0.0	0.0	0.0	0.0	0.0
0935 - 0940	0.0	0.0	0.0	0.0	0.0	0.0	0.0	0.0	0.0
0940 - 0945	0.0	0.0	0.0	0.0	0.0	0.0	0.0	0.0	0.0
0945 - 0950	0.0	0.0	0.0	0.0	0.0	0.0	0.0	0.0	0.0
0950 - 0955	0.0	0.0	0.0	0.0	0.0	0.0	0.0	0.0	0.0
0955 - 1000	0.0	0.0	0.0	0.0	0.0	0.0	0.0	0.0	0.0
0700 - 0800	0.0	0.0	0.0	0.0	0.0	0.0	0.0	0.0	0.0
0800 - 0900	0.0	0.0	0.0	0.0	0.0	0.0	0.0	0.0	0.0
0900 - 1000	0.0	0.0	0.0	0.0	0.0	0.0	0.0	0.0	0.0

A to B

Times	Cars	LGV	Amb	OGV1	OGV2	PSV	M/B	Cyc	Total
0000 - 0005	1.0	0.0	0.0	0.0	0.0	0.0	0.0	0.0	1.0
0005 - 0010	5.0	2.0	0.0	0.0	0.0	0.0	0.0	0.0	7.0
0010 - 0015	5.0	2.0	0.0	0.0	0.0	0.0	0.0	0.0	7.0
0015 - 0020	11.0	1.0	0.0	0.0	0.0	0.0	0.0	0.0	12.0
0020 - 0025	12.0	0.0	0.0	0.0	0.0	0.0	0.0	0.0	12.0
0025 - 0030	8.0	1.0	1.0	1.5	0.0	0.0	0.0	0.0	11.5
0030 - 0035	13.0	1.0	0.0	0.0	0.0	0.0	0.0	0.0	14.0
0035 - 0040	2.0	2.0	0.0	0.0	0.0	0.0	0.2	0.2	4.5
0040 - 0045	7.0	2.0	0.0	2.1	0.0	0.0	0.0	0.0	11.1
0045 - 0050	7.0	0.0	0.0	0.0	0.0	0.0	0.0	0.0	7.0
0050 - 0055	3.0	1.0	1.0	1.5	0.0	0.0	0.0	0.0	6.5
0055 - 0100	6.0	2.0	0.0	2.1	0.0	0.0	0.1	0.1	10.7
0100 - 0105	3.0	0.0	0.0	0.0	0.0	0.0	0.0	0.0	3.0
0105 - 0110	2.0	1.0	0.0	0.0	0.0	0.0	0.0	0.0	3.0
0110 - 0115	4.0	1.0	0.0	0.0	0.0	0.0	0.1	0.0	5.1
0115 - 0120	8.0	2.0	0.0	0.0	0.0	0.0	0.2	0.1	11.3
0120 - 0125	10.0	0.0	0.0	0.0	0.0	0.0	0.0	0.0	10.0
0125 - 0130	1.0	0.0	0.0	0.0	0.0	0.0	0.0	0.0	1.0
0130 - 0135	5.0	2.0	0.0	0.0	0.0	0.0	0.0	0.0	7.0
0135 - 0140	10.0	0.0	0.0	0.0	0.0	0.0	0.0	0.0	10.0
0140 - 0145	2.0	1.0	0.0	0.0	0.0	0.0	0.0	0.0	3.0
0145 - 0150	6.0	2.0	0.0	0.0	0.0	0.0	0.0	0.0	8.0
0150 - 0155	11.0	1.0	0.0	0.0	0.0	0.0	0.0	0.0	12.0
0155 - 0200	13.0	1.0	0.0	0.0	0.0	0.0	0.0	0.0	14.0
0200 - 0205	8.0	2.0	0.0	0.0	0.0	0.0	0.0	0.0	10.0
0205 - 0210	6.0	2.0	0.0	0.0	0.0	0.0	0.0	0.0	8.0
0210 - 0215	8.0	2.0	0.0	0.0	0.0	0.0	0.0	0.0	10.0
0215 - 0220	8.0	2.0	0.0	0.0	0.0	0.0	0.0	0.0	10.0
0220 - 0225	8.0	2.0	0.0	0.0	0.0	0.0	0.0	0.0	10.0
0225 - 0230	8.0	2.0	0.0	0.0	0.0	0.0	0.0	0.0	10.0
0230 - 0235	8.0	2.0	0.0	0.0	0.0	0.0	0.0	0.0	10.0
0235 - 0240	8.0	2.0	0.0	0.0	0.0	0.0	0.0	0.0	10.0
0240 - 0245	8.0	2.0	0.0	0.0	0.0	0.0	0.0	0.0	10.0
0245 - 0250	8.0	2.0	0.0	0.0	0.0	0.0	0.0	0.0	10.0
0250 - 0255	8.0	2.0	0.0	0.0	0.0	0.0	0.0	0.0	10.0
0255 - 0300	8.0	2.0	0.0	0.0	0.0	0.0	0.0	0.0	10.0
0300 - 0305	8.0	2.0	0.0	0.0	0.0	0.0	0.0	0.0	10.0
0305 - 0310	8.0	2.0	0.0	0.0	0.0	0.0	0.0	0.0	10.0
0310 - 0315	8.0	2.0	0.0	0.0	0.0	0.0	0.0	0.0	10.0
0315 - 0320	8.0	2.0	0.0	0.0	0.0	0.0	0.0	0.0	10.0
0320 - 0325	8.0	2.0	0.0	0.0	0.0	0.0	0.0	0.0	10.0
0325 - 0330	8.0	2.0	0.0	0.0	0.0	0.0	0.0	0.0	10.0
0330 - 0335	8.0	2.0	0.0	0.0	0.0	0.0	0.0	0.0	10.0
0335 - 0340	8.0	2.0	0.0	0.0	0.0	0.0	0.0	0.0	10.0
0340 - 0345	8.0	2.0	0.0	0.0	0.0	0.0	0.0	0.0	10.0
0345 - 0350	8.0	2.0	0.0	0.0	0.0	0.0	0.0	0.0	10.0
0350 - 0355	8.0	2.0	0.0	0.0	0.0	0.0	0.0	0.0	10.0
0355 - 0400	8.0	2.0	0.0	0.0	0.0	0.0	0.0	0.0	10.0
0400 - 0405	8.0	2.0	0.0	0.0	0.0	0.0	0.0	0.0	10.0
0405 - 0410	8.0	2.0	0.0	0.0	0.0	0.0	0.0	0.0	10.0
0410 - 0415	8.0	2.0	0.0	0.0	0.0	0.0	0.0	0.0	10.0
0415 - 0420	8.0	2.0	0.0	0.0	0.0	0.0	0.0	0.0	10.0
0420 - 0425	8.0	2.0	0.0	0.0	0.0	0.0	0.0	0.0	10.0
0425 - 0430	8.0	2.0	0.0	0.0	0.0	0.0	0.0	0.0	10.0
0430 - 0435	8.0	2.0	0.0	0.0	0.0	0.0	0.0	0.0	10.0
0435 - 0440	8.0	2.0	0.0	0.0	0.0	0.0	0.0	0.0	10.0
0440 - 0445	8.0	2.0	0.0	0.0	0.0	0.0	0.0	0.0	10.0
0445 - 0450	8.0	2.0	0.0	0.0	0.0	0.0	0.0	0.0	10.0
0450 - 0455	8.0	2.0	0.0	0.0	0.0	0.0	0.0	0.0	10.0
0455 - 0500	8.0	2.0	0.0	0.0	0.0	0.0	0.0	0.0	10.0
0500 - 0505	8.0	2.0	0.0	0.0	0.0	0.0	0.0	0.0	10.0
0505 - 0510	8.0	2.0	0.0	0.0	0.0	0.0	0.0	0.0	10.0
0510 - 0515	8.0	2.0	0.0	0.0	0.0	0.0	0.0	0.0	10.0
0515 - 0520	8.0	2.0	0.0	0.0	0.0	0.0	0.0	0.0	10.0
0520 - 0525	8.0	2.0	0.0	0.0	0.0	0.0	0.0	0.0	10.0
0525 - 0530	8.0	2.0	0.0	0.0	0.0	0.0	0.0	0.0	10.0
0530 - 0535	8.0	2.0	0.0	0.0	0.0	0.0	0.0	0.0	10.0
0535 - 0540	8.0	2.0	0.0	0.0	0.0	0.0	0.0	0.0	10.0
0540 - 0545	8.0	2.0	0.0	0.0	0.0	0.0	0.0	0.0	10.0
0545 - 0550	8.0	2.0	0.0	0.0	0.0	0.0	0.0	0.0	10.0
0550 - 0555	8.0	2.0	0.0	0.0	0.0	0.0	0.0	0.0	10.0
0555 - 0600	8.0	2.0	0.0	0.0	0.0	0.0	0.0	0.0	10.0
0600 - 0605	8.0	2.0	0.0	0.0	0.0	0.0	0.0	0.0	10.0
0605 - 0610	8.0	2.0	0.0	0.0	0.0	0.0	0.0	0.0	10.0
0610 - 0615	8.0	2.0	0.0	0.0	0.0	0.0	0.0	0.0	10.0
0615 - 0620	8.0	2.0	0.0	0.0	0.0	0.0	0.0	0.0	10.0
0620 - 0625	8.0	2.0	0.0	0.0	0.0	0.0	0.0	0.0	10.0
0625 - 0630	8.0	2.0	0.0	0.0	0.0	0.0	0.0	0.0	10.0
0630 - 0635	8.0	2.0	0.0	0.0	0.0	0.0	0.0	0.0	10.0
0635 - 0640	8.0	2.0	0.0	0.0	0.0	0.0	0.0	0.0	10.0
0640 - 0645	8.0	2.0	0.0	0.0	0.0	0.0	0.0	0.0	10.0
0645 - 0650	8.0	2.0	0.0	0.0	0.0	0.0	0.0	0.0	10.0
0650 - 0655	8.0	2.0	0.0	0.0	0.0	0.0	0.0	0.0	10.0
0655 - 0700	8.0	2.0	0.0	0.0	0.0	0.0	0.0	0.0	10.0
0700 - 0705	8.0	2.0	0.0	0.0	0.0	0.0	0.0	0.0	10.0
0705 - 0710	8.0	2.0	0.0	0.0	0.0	0.0	0.0	0.0	10.0
0710 - 0715	8.0	2.0	0.0	0.0	0.0	0.0	0.0	0.0	10.0
0715 - 0720	8.0	2.0	0.0	0.0	0.0	0.0	0.0	0.0	10.0
0720 - 0725	8.0	2.0	0.0	0.0	0.0	0.0	0.0	0.0	10.0
0725 - 0730	8.0	2.0	0.0	0.0	0.0	0.0	0.0	0.0	10.0
0730 - 0735	8.0	2.0	0.0	0.0	0.0	0.0	0.0	0.0	10.0
0735 - 0740	8.0	2.0	0.0	0.0	0.0	0.0	0.0	0.0	10.0
0740 - 0745	8.0	2.0	0.0	0.0	0.0	0.0	0.0	0.0	10.0
0745 - 0750	8.0	2.0	0.0	0.0	0.0	0.0	0.0	0.0	10.0
0750 - 0755	8.0	2.0	0.0	0.0	0.0	0.0	0.0	0.0	10.0
0755 - 0800	8.0	2.0	0.0	0.0	0.0	0.0	0.0	0.0	10.0
0800 - 0805	8.0	2.0	0.0	0.0	0.0	0.0	0.0	0.0	10.0
0805 - 0810	8.0	2.0	0.0	0.0	0.0	0.0	0.0	0.0	10.0
0810 - 0815	8.0	2.0	0.0	0.0	0.0	0.0	0.0	0.0	10.0
0815 - 0820	8.0	2.0	0.0	0.0	0.0	0.0	0.0	0.0	10.0
0820 - 0825	8.0	2.0	0.0	0.0	0.0	0.0	0.0	0.0	10.0
0825 - 0830	8.0	2.0	0.0	0.0	0.0	0.0	0.0	0.0	10.0
0830 - 0835	8.0	2.0	0.0	0.0	0.0	0.0	0.0	0.0	10.0
0835 - 0840	8.0	2.0	0.0	0.0	0.0	0.0	0.0	0.0	10.0
0840 - 0845	8.0	2.0	0.0	0.0	0.0	0.0	0.0	0.0	10.0
0845 - 0850	8.0	2.0	0.0	0.0	0.0	0.0	0.0	0.0	10.0
0850 - 0855	8.0	2.0	0.0	0.0	0.0	0.0	0.0	0.0	10.0
0855 - 0900	8.0	2.0	0.0	0.0	0.0	0.0	0.0	0.0	10.0
0900 - 0905	8.0	2.0	0.0	0.0	0.0	0.0	0.0	0.0	10.0
0905 - 0910	8.0	2.0	0.0	0.0	0.0	0.0	0.0	0.0	10.0
0910 - 0915	8.0	2.0	0.0	0.0	0.0	0.0	0.0	0.0	10.0
0915 - 0920	8.0	2.0	0.0	0.0	0.0	0.0	0.0	0.0	10.0
0920 - 0925	8.0	2.0	0.0	0.0	0.0	0.0	0.0	0.0	10.0
0925 - 0930	8.0	2.0	0.0	0.0	0.0	0.0	0.0	0.0	10.0
0930 - 0935	8.0	2.0	0.0	0.0	0.0	0.0	0.0	0.0	10.0
0935 - 0940	8.0	2.0	0.0	0.0	0.0	0.0	0

ADVANCED TRANSPORT RESEARCH

Job Number & Name: 21326 Epsom Hospital

Site Number/Name: Site 3 - Woodcote Green Road/Hospital Access

Client: Mayer Brown

Date: 23/05/2019

Weather: Sunny, Dry

Comments: None

Advanced Transport Research		*Job Number & Name:*	21326 Epsom Hospital
Site 3 - Woodcote Green Road/Hospital Access		*Date:*	Thursday 23 May 2019

Job Type:	Junction Count				
Co-ordinates:	51° 19'26.70"N, 0° 16'19.68"W	*Postcode:*	KT18 7DG	*Times:*	0700-1900



Advanced Transport Research	*Job Number & Name:*	21326 Epsom Hospital
Site 3 - Woodcote Green Road/Hospital Access	*Client:*	Mayer Brown
Flow Diagram	*Date:*	Thursday 23 May 2019

Select Period 07:15

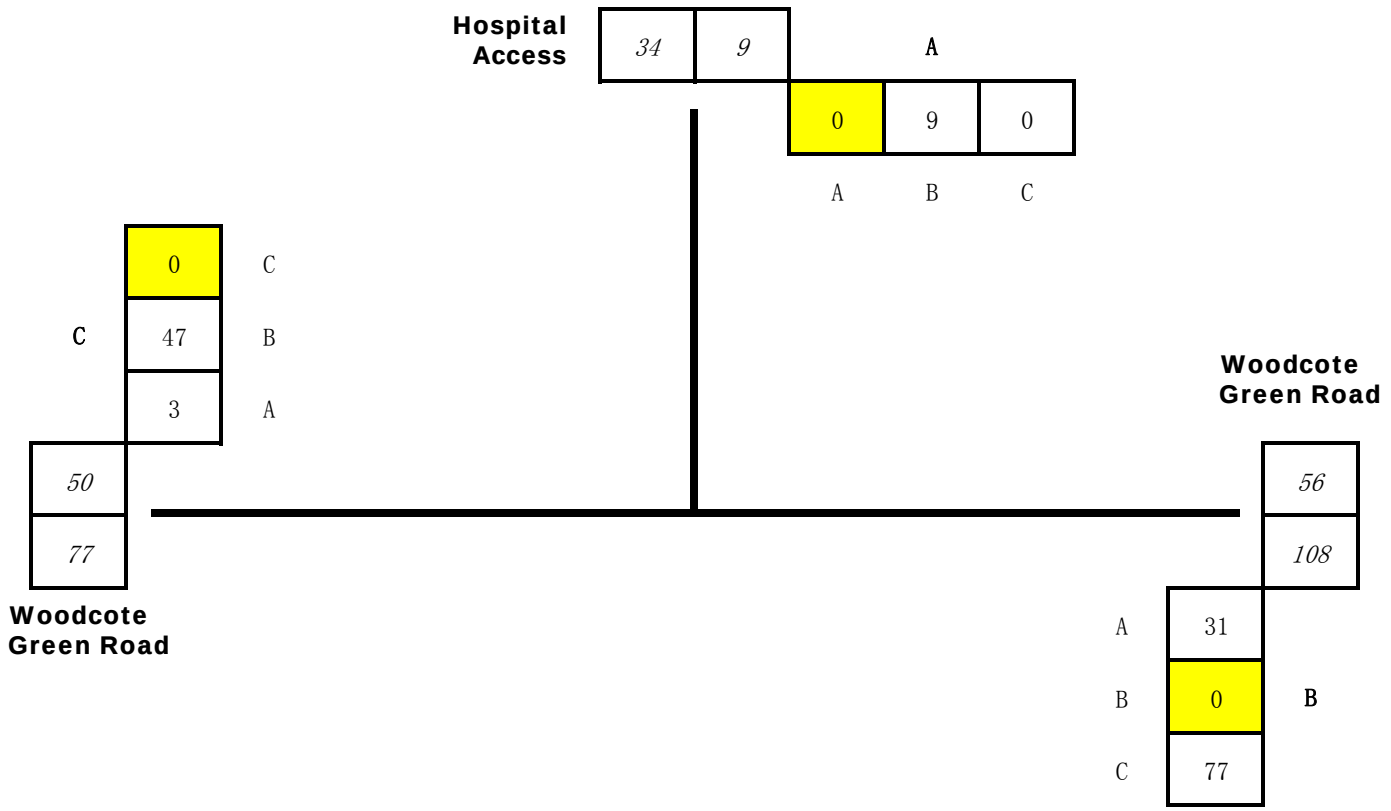

Advanced Transport Research

Site 3 - Woodcote Green Road/Hospital Access

Classified Counts

Job Number & Name: 21326 Epsom Hospital

Client: Mayer Brown

Date: Thursday 23 May 2019

	A to A							
Times	Cars	LGV	Amb	OGV1	OGV2	PSV	M/B	Cyc
07:00 - 07:15	0	0	0	0	0	0	0	0
07:15 - 07:30	0	0	0	0	0	0	0	0
07:30 - 07:45	0	0	0	0	0	0	0	0
07:45 - 08:00	0	0	0	0	0	0	0	0
08:00 - 08:15	0	0	0	0	0	0	0	0
08:15 - 08:30	0	0	0	0	0	0	0	0
08:30 - 08:45	0	0	0	0	0	0	0	0
08:45 - 09:00	0	0	0	0	0	0	0	0
09:00 - 09:15	0	0	0	0	0	0	0	0
09:15 - 09:30	0	0	0	0	0	0	0	0
09:30 - 09:45	0	0	0	0	0	0	0	0
09:45 - 10:00	0	0	0	0	0	0	0	0
10:00 - 10:15	0	0	0	0	0	0	0	0
10:15 - 10:30	0	0	0	0	0	0	0	0
10:30 - 10:45	0	0	0	0	0	0	0	0
10:45 - 11:00	0	0	0	0	0	0	0	0
11:00 - 11:15	0	0	0	0	0	0	0	0
11:15 - 11:30	0	0	0	0	0	0	0	0
11:30 - 11:45	0	0	0	0	0	0	0	0
11:45 - 12:00	0	0	0	0	0	0	0	0
12:00 - 12:15	0	0	0	0	0	0	0	0
12:15 - 12:30	0	0	0	0	0	0	0	0
12:30 - 12:45	0	0	0	0	0	0	0	0
12:45 - 13:00	0	0	0	0	0	0	0	0
13:00 - 13:15	0	0	0	0	0	0	0	0
13:15 - 13:30	0	0	0	0	0	0	0	0
13:30 - 13:45	0	0	0	0	0	0	0	0
13:45 - 14:00	0	0	0	0	0	0	0	0
14:00 - 14:15	0	0	0	0	0	0	0	0
14:15 - 14:30	0	0	0	0	0	0	0	0
14:30 - 14:45	0	0	0	0	0	0	0	0
14:45 - 15:00	0	0	0	0	0	0	0	0
15:00 - 15:15	0	0	0	0	0	0	0	0
15:15 - 15:30	0	0	0	0	0	0	0	0
15:30 - 15:45	0	0	0	0	0	0	0	0
15:45 - 16:00	0	0	0	0	0	0	0	0
16:00 - 16:15	0	0	0	0	0	0	0	0
16:15 - 16:30	0	0	0	0	0	0	0	0
16:30 - 16:45	0	0	0	0	0	0	0	0
16:45 - 17:00	0	0	0	0	0	0	0	0
17:00 - 17:15	0	0	0	0	0	0	0	0
17:15 - 17:30	0	0	0	0	0	0	0	0
17:30 - 17:45	0	0	0	0	0	0	0	0
17:45 - 18:00	0	0	0	0	0	0	0	0
18:00 - 18:15	0	0	0	0	0	0	0	0
18:15 - 18:30	0	0	0	0	0	0	0	0
18:30 - 18:45	0	0	0	0	0	0	0	0
18:45 - 19:00	0	0	0	0	0	0	0	0

	A to B							
Times	Cars	LGV	Amb	OGV1	OGV2	PSV	M/B	Cyc
07:00 - 07:15	11	0	0	1	0	0	0	0
07:15 - 07:30	8	1	0	0	0	0	0	0
07:30 - 07:45	8	1	0	0	0	0	0	0
07:45 - 08:00	9	0	1	0	0	0	0	0
08:00 - 08:15	18	1	0	0	0	0	0	0
08:15 - 08:30	13	1	0	0	0	0	0	0
08:30 - 08:45	14	0	0	0	0	0	0	0
08:45 - 09:00	7	1	0	2	0	0	0	1
09:00 - 09:15	3	1	0	0	0	0	0	0
09:15 - 09:30	3	0	0	0	0	0	0	1
09:30 - 09:45	5	1	0	0	0	0	0	0
09:45 - 10:00	6	0	0	0	0	0	1	0
10:00 - 10:15	9	2	0	0	0	0	0	0
10:15 - 10:30	7	0	0	0	0	0	0	1
10:30 - 10:45	3	1	1	0	0	0	0	0
10:45 - 11:00	5	0	0	2	0	0	0	0
11:00 - 11:15	9	1	0	0	0	0	0	0
11:15 - 11:30	13	1	1	0	0	0	0	0
11:30 - 11:45	8	0	0	0	0	0	0	0
11:45 - 12:00	2	2	0	0	0	0	0	0
12:00 - 12:15	11	0	0	0	0	0	0	0
12:15 - 12:30	9	2	0	0	0	0	0	1
12:30 - 12:45	6	1	2	0	0	0	0	0
12:45 - 13:00	10	0	0	0	0	0	1	2
13:00 - 13:15	5	1	2	0	0	0	0	1
13:15 - 13:30	11	0	0	0	0	0	0	1
13:30 - 13:45	11	2	0	0	0	0	0	0
13:45 - 14:00	5	3	1	0	0	0	0	0
14:00 - 14:15	4	0	0	0	0	0	0	1
14:15 - 14:30	10	0	0	0	0	0	0	1
14:30 - 14:45	10	0	1	0	0	0	0	0
14:45 - 15:00	10	0	1	0	0	0	1	0
15:00 - 15:15	8	1	1	0	0	0	1	0
15:15 - 15:30	14	0	0	0	0	0	0	0
15:30 - 15:45	10	0	0	0	0	0	0	0
15:45 - 16:00	17	2	0	0	0	0	0	0
16:00 - 16:15	28	2	0	0	0	0	0	0
16:15 - 16:30	14	1	0	0	0	0	0	1
16:30 - 16:45	32	3	0	0	0	0	1	0
16:45 - 17:00	20	0	0	0	0	0	0	0
17:00 - 17:15	20	1	0	0	0	0	1	0
17:15 - 17:30	21	0	0	0	0	0	0	3
17:30 - 17:45	23	0	0	0	0	0	0	1
17:45 - 18:00	9	0	0	0	0	0	0	0
18:00 - 18:15	16	2	0	0	0	0	0	0
18:15 - 18:30	9	0	1	0	0	0	0	0
18:30 - 18:45	6	0	0	0	0	0	0	1
18:45 - 19:00	5	0	0	0	0	0	0	0

	A to C							
Times	Cars	LGV	Amb	OGV1	OGV2	PSV	M/B	Cyc
07:00 - 07:15	0	1	0	0	0	0	0	0
07:15 - 07:30	0	0	0	0	0	0	0	0
07:30 - 07:45	1	0	0	0	0	0	0	0
07:45 - 08:00	1	0	0	1	0	0	0	0
08:00 - 08:15	3	0	0	0	0	0	0	0
08:15 - 08:30	1	0	0	0	0	0	0	0
08:30 - 08:45	4	0	0	0	0	0	0	2
08:45 - 09:00	7	0	0	0	0	0	0	0
09:00 - 09:15	1	1	0	0	0	0	0	0
09:15 - 09:30	2	2	0	0	0	0	0	0
09:30 - 09:45	3	0	0	1	0	0	0	0
09:45 - 10:00	1	0	0	1	0	0	0	0
10:00 - 10:15	0	1	0	0	0	0	0	0
10:15 - 10:30	4	0	0	0	0	0	0	0
10:30 - 10:45	0	0	0	0	0	0	0	0
10:45 - 11:00	3	0	1	0	0	0	0	0
11:00 - 11:15	2	0	0	0	0	0	0	0
11:15 - 11:30	6	0	1	0	0	0	0	0
11:30 - 11:45	5	0	0	0	0	0	0	0
11:45 - 12:00	1	1	0	0	0	0	0	0
12:00 - 12:15	2	0	1	0	0	0	0	0
12:15 - 12:30	1	0	0	0	0	0	0	0
12:30 - 12:45	2	0	0	0	0	0	0	0
12:45 - 13:00	1	0	0	0	0	0	0	0
13:00 - 13:15	5	1	1	0	0	0	0	0
13:15 - 13:30	2	1	0	0	0	0	0	1
13:30 - 13:45	4	0	0	0	0	0	0	0
13:45 - 14:00	4	0	0	0	0	0	0	1
14:00 - 14:15	2	0	0	0	0	0	0	0
14:15 - 14:30	4	1	0	1	0	0	0	0
14:30 - 14:45	2	3	0	0	0	0	0	0
14:45 - 15:00	3	0	1	0	0	0	0	0
15:00 - 15:15	3	1	0	0	0	0	0	0
15:15 - 15:30	1	0	0	0	0	0	0	0
15:30 - 15:45	0	0	0	0	0	0	0	0
15:45 - 16:00	1	0	0	0	0	0	0	0
16:00 - 16:15	5	4	0	0	0	0	0	0
16:15 - 16:30	2	0	0	0	0	0	0	0
16:30 - 16:45	1	0	0	0	0	0	0	0
16:45 - 17:00	2	0	0	0	0	0	0	0
17:00 - 17:15	6	0	0	0	0	0	0	0
17:15 - 17:30	2	0	0	0	0	0	0	0
17:30 - 17:45	6	0	0	0	0	0	0	0
17:45 - 18:00	7	0	0	0	0	0	0	0
18:00 - 18:15	3	0	0	0	0	0	0	0
18:15 - 18:30	2	0	0	0	0	0	0	0
18:30 - 18:45	2	0	0	0	0	0	0	0
18:45 - 19:00	0	0	0	0	0	0	0	0

	B to A							
Times	Cars	LGV	Amb	OGV1	OGV2	PSV	M/B	Cyc
07:00 - 07:15	18	5	0	1	0	1	1	0
07:15 - 07:30	29	0	0	0	0	1	1	0
07:30 - 07:45	28	1	0	0	0	0	0	2
07:45 - 08:00	47	0	0	0	0	0	0	2
08:00 - 08:15	50	0	1	0	0	0	0	1
08:15 - 08:30	35	2	0	0	0	1	0	1
08:30 - 08:45	19	2	0	1	0	0	0	2
08:45 - 09:00	6	0	1	0	0	0	0	0
09:00 - 09:15	9	2	1	0	0	1	0	1
09:15 - 09:30	6	0	0	1	0	1	1	1
09:30 - 09:45	6	2	0	0	0	1	0	0
09:45 - 10:00	11	1	1	0	0	0	0	0
10:00 - 10:15	3	1	0	0	0	1	1	0
10:15 - 10:30	4	2	0	0	0	0	0	0
10:30 - 10:45	9	1	0	0	0	0	0	0
10:45 - 11:00	6	0	0	1	0	1	0	0
11:00 - 11:15	7	1	1	0	0	0	1	0
11:15 - 11:30	6	0	0	0	0	1	0	1
11:30 - 11:45	3	1	0	0	0	0	0	1
11:45 - 12:00	3	0	2	0	0	1	0	0
12:00 - 12:15	4	1	0	0	0	0	0	0
12:15 - 12:30	11	0	2	0	0	0	0	0
12:30 - 12:45	5	0	1	0	0	1	1	0
12:45 - 13:00	6	0	0	0	0	0	0	0
13:00 - 13:15	11	1	0	0	0	1	1	0
13:15 - 13:30	3	1	0	0	0	0	0	0
13:30 - 13:45	6	1	0	0	0	1	0	0
13:45 - 14:00	5	0	0	0	0	0	0	1
14:00 - 14:15	8	2	0	1	0	1	0	0
14:15 - 14:30	4	0	1	0	0	0	0	0
14:30 - 14:45	3	0	0	0	0	0	0	0
14:45 - 15:00	7	1	0	0	0	1	0	0
15:00 - 15:15	8	1	0	0	0	0	0	0
15:15 - 15:30	5	2	0	0	0	1	0	0
15:30 - 15:45	4	0	0	0	0	0	0	0
15:45 - 16:00	8	0	0	0	0	0	1	0
16:00 - 16:15	6	1	0	0	0	1	0	0
16:15 - 16:30	6	0	0	0	0	0	0	0
16:30 - 16:45	9	0	0	0	0	1	1	0
16:45 - 17:00	4	0	0	0	0	0	1	0
17:00 - 17:15	7	0	0	0	0	0	0	0
17:15 - 17:30	3	1	0	0	0	0	0	0
17:30 - 17:45	2	0	0	0	0	1	0	0
17:45 - 18:00	4	0	0	0	0	0	0	0
18:00 - 18:15	6	1	0	0	0	1	0	0
18:15 - 18:30	2	0	0	0	0	0	0	0
18:30 - 18:45	4	0	0	0	0	1	0	0
18:45 - 19:00	3	0	0	0	0	0	0	0

	B to B							
Times	Cars	LGV	Amb	OGV1	OGV2	PSV	M/B	Cyc
07:00 - 07:15	0	0	0	0	0	0	0	0
07:15 - 07:30	0	0	0	0	0	0	0	0
07:30 - 07:45	0	0	0	0	0	0	0	0
07:45 - 08:00	0	0	0	0	0	0	0	0
08:00 - 08:15	0	0	0	0	0	0	0	0
08:15 - 08:30	0	0	0	0	0	0	0	0
08:30 - 08:45	0	0	0	0	0	0	0	0
08:45 - 09:00	0	0	0	0	0	0	0	0
09:00 - 09:15	0	0	0	0	0	0	0	0
09:15 - 09:30	0	0	0	0	0	0	0	0
09:30 - 09:45	0	0	0	0	0	0	0	0
09:45 - 10:00	0	0	0	0	0	0	0	0
10:00 - 10:15	0	0	0	0	0	0	0	0
10:15 - 10:30	0	0	0	0	0	0	0	0
10:30 - 10:45	0	0	0	0	0	0	0	0
10:45 - 11:00	0	0	0	0	0	0	0	0
11:00 - 11:15	0	0	0	0	0	0	0	0
11:15 - 11:30	0	0	0	0	0	0	0	0
11:30 - 11:45	0	0	0	0	0	0	0	0
11:45 - 12:00	0	0	0	0	0	0	0	0
12:00 - 12:15	0	1	0	0	0	0	0	0
12:15 - 12:30	0	0	0	0	0	0	0	0
12:30 - 12:45	0	0	0	0	0	0	0	0
12:45 - 13:00	0	0	0	0	0	0	0	0
13:00 - 13:15	0	0	0	0	0	0	0	0
13:15 - 13:30	0	0	0	0	0	0	0	0
13:30 - 13:45	0	0	0	0	0	0	0	0
13:45 - 14:00	1	0	0	0	0	0	0	0
14:00 - 14:15	0	0	0	0	0	0	0	0
14:15 - 14:30	0	0	0	0	0	0	0	0
14:30 - 14:45	0	0	0	0	0	0	0	0
14:45 - 15:00	0	0	0	0	0	0	0	0
15:00 - 15:15	0	0	0	0	0	0	0	0
15:15 - 15:30	0	0	0	0	0	0	0	0
15:30 - 15:45	0	0	0	0	0	0	0	0
15:45 - 16:00	0	0	0	0	0	0	0	0
16:00 - 16:15	0	0	0	0	0	0	0	0
16:15 - 16:30	0	0	0	0	0	0	0	0
16:30 - 16:45	0	0	0	0	0	0	0	0
16:45 - 17:00	0	0	0	0	0	0	0	0
17:00 - 17:15	0	0	0	0	0	0	0	0
17:15 - 17:30	0	0	0	0	0	0	0	0
17:30 - 17:45	0	0	0	0	0	0	0	0
17:45 - 18:00	0	0	0	0	0	0	0	0
18:00 - 18:15	0	0	0	0	0	0	0	0
18:15 - 18:30	0	0	0	0	0	0	0	0
18:30 - 18:45	0	0	0	0	0	0	0	0
18:45 - 19:00	0	0	0	0	0	0	0	0

	B to C							
Times	Cars	LGV	Amb	OGV1	OGV2	PSV	M/B	Cyc
07:00 - 07:15	62	2	0	1	0	0	0	1
07:15 - 07:30	71	5	0	1	0	0	0	0
07:30 - 07:45	86	6	0	2	0	0	0	2
07:45 - 08:00	117	6	0	5	0	2	0	1
08:00 - 08:15	139	8	0	0	0	2	1	2
08:15 - 08:30	97	5	0	1	1	0	2	1
08:30 - 08:45	59	6	0	0	1	0	0	6
08:45 - 09:00	72	7	0	0	0	0	1	4
09:00 - 09:15	56	6	0	0	0	0	0	2
09:15 - 09:30	35	4	0	0	0	0	0	12
09:30 - 09:45	39	6	0	1	0	0	0	0
09:45 - 10:00	42	6	0	0	0	0	0	0
10:00 - 10:15	45	2	0	1	0	0	0	3
10:15 - 10:30	50	3	0	0	0	0	0	1
10:30 - 10:45	39	3	0	1	1	0	1	0
10:45 - 11:00	44	4	0	2	0	0	0	0
11:00 - 11:15	33	1	1	2	0	0	2	13
11:15 - 11:30	42	5	0	2	0	0	1	1
11:30 - 11:45	49	6	0	0	0	0	0	3
11:45 - 12:00	55	0	0	0	0	0	0	0
12:00 - 12:15	44	4	0	0	1	0	1	1
12:15 - 12:30	51	2	0	0	0	0	1	3
12:30 - 12:45	50	7	0	1	0	0	0	0
12:45 - 13:00	54	3	0	1	0	0	0	3
13:00 - 13:15	54	2	0	0	0	0	0	0
13:15 - 13:30	32	8	0	0	0	0	0	1
13:30 - 13:45	35	2	0	0	0	0	0	1
13:45 - 14:00	31	5	0	1	1	0	0	1
14:00 - 14:15	47	5	0	0	0	0	0	1
14:15 - 14:30	41	2	0	0	0	0	0	0
14:30 - 14:45	33	5	0	2	0	1	1	0
14:45 - 15:00	43	4	0	1	0	0	2	1
15:00 - 15:15	53	9	0	0	0	1	0	0
15:15 - 15:30	57	5	0	0	0	1	3	2
15:30 - 15:45	63	3	0	0	0	0	0	3
15:45 - 16:00	59	4	0	1	0	0	0	1
16:00 - 16:15	48	4	0	0	0	0	0	1
16:15 - 16:30	49	5	0	0	0	0	0	0
16:30 - 16:45	58	5	0	0	0	0	0	4
16:45 - 17:00	60	1	0	0	0	1	2	3
17:00 - 17:15	61	2	0	0	0	0	1	2
17:15 - 17:30	50	4	0	0	0	0	2	1
17:30 - 17:45	76	3	0	0	0	0	2	7
17:45 - 18:00	67	4	0	0	0	0	0	4
18:00 - 18:15	67	1	0	0	0	0	0	3
18:15 - 18:30	62	1	0	0	0	0	0	5
18:30 - 18:45	44	2	0	0	0	0	1	5
18:45 - 19:00	38	3	0	0	0	0	0	3

	C to A							
Times	Cars	LGV	Amb	OGV1	OGV2	PSV	M/B	Cyc
07:00 - 07:15	1	0	0	0	0	0	0	0
07:15 - 07:30	3	0	0	0	0	0	0	0
07:30 - 07:45	3	0	0	0	0	0	0	0
07:45 - 08:00	3	1	0	0	0	0	0	0
08:00 - 08:15	5	0	0	0	0	0	0	1
08:15 - 08:30	7	0	0	0	0	0	0	0
08:30 - 08:45	0	0	0	0	0	0	0	0
08:45 - 09:00	6	0	0	0	0	0	0	0
09:00 - 09:15	4	1	0	0	0	0	0	0
09:15 - 09:30	3	0	0	0	0	0	0	0
09:30 - 09:45	2	0	0	0	0	0	0	0
09:45 - 10:00	2	0	1	0	0	0	0	0
10:00 - 10:15	1	0	0	0	0	0	0	1
10:15 - 10:30	1	0	0	0	0	0	0	0
10:30 - 10:45	0	0	0	0	0	0	0	0
10:45 - 11:00	0	0	0	0	0	0	0	0
11:00 - 11:15	3	1	1	0	0	0	0	0
11:15 - 11:30	5	0	0	1	0	0	0	0
11:30 - 11:45	2	0	0	0	0	0	0	0
11:45 - 12:00	2	0	0	0	0	0	0	0
12:00 - 12:15	1	0	1	0	0	0	0	0
12:15 - 12:30	0	0	0	0	0	0	0	0
12:30 - 12:45	0	1	0	0	0	0	0	1
12:45 - 13:00	0	0	0	0	0	0	0	0
13:00 - 13:15	2	0	0	0	0	0	0	0
13:15 - 13:30	1	1	0	0	0	0	0	0
13:30 - 13:45	3	0	0	0	0	0	0	0
13:45 - 14:00	4	0	0	0	0	0	0	0
14:00 - 14:15	2	0	0	0	0	0	0	0
14:15 - 14:30	1	0	1	0	0	0	0	0
14:30 - 14:45	0	0	0	0	0	0	0	0
14:45 - 15:00	3	1	0	0	0	0	0	0
15:00 - 15:15	2	0	0	0	0	0	0	0
15:15 - 15:30	2	0	0	0	0	0	0	0
15:30 - 15:45	2	0	0	0	0	0	0	0
15:45 - 16:00	5	0	0	0	0	0	0	0
16:00 - 16:15	1	2	0	0	0	0	0	0
16:15 - 16:30	5	0	0	0	0	0	0	0
16:30 - 16:45	2	0	0	0	0	0	0	0
16:45 - 17:00	1	0	0	0	0	0	0	0
17:00 - 17:15	1	0	0	0	0	0	0	0
17:15 - 17:30	1	0	0	0	0	0	0	0
17:30 - 17:45	2	0	0	0	0	0	0	0
17:45 - 18:00	5	0	0	0	0	0	0	0
18:00 - 18:15	3	0	0	0	0	0	0	0
18:15 - 18:30	1	0	0	0	0	0	0	0
18:30

Advanced Transport Research

Site 3 - Woodcote Green Road/Hospital Access

PCU Values

Job Number & Name:	21326 Epsom Hospital
Client:	Mayer Brown
Date:	Thursday 23 May 2019

Times	A to A								A to B								A to C								B to A								B to B							
	Cars	LGV	Amb	OGV1	OGV2	PSV	M/B	Cyc	Cars	LGV	Amb	OGV1	OGV2	PSV	M/B	Cyc	Cars	LGV	Amb	OGV1	OGV2	PSV	M/B	Cyc	Cars	LGV	Amb	OGV1	OGV2	PSV	M/B	Cyc	Cars	LGV	Amb	OGV1	OGV2	PSV	M/B	Cyc
0000 - 0005	0.0	0.0	0.0	0.0	0.0	0.0	0.0	0.0	11.0	0.0	1.0	1.5	0.0	0.0	0.0	0.0	0.0	1.0	0.0	0.0	0.0	0.0	0.0	0.0	18.0	3.0	1.0	1.5	0.0	2.0	0.0	0.0	0.0	0.0	0.0	0.0	0.0	0.0	0.0	0.0
0005 - 0010	0.0	0.0	0.0	0.0	0.0	0.0	0.0	0.0	8.0	1.0	0.0	0.0	0.0	0.0	0.0	0.0	0.0	0.0	0.0	0.0	0.0	0.0	0.0	0.0	29.0	1.0	0.0	0.0	0.0	2.0	0.0	0.0	0.0	0.0	0.0	0.0	0.0	0.0	0.0	0.0
0010 - 0015	0.0	0.0	0.0	0.0	0.0	0.0	0.0	0.0	8.0	1.0	0.0	0.0	0.0	0.0	0.0	0.0	0.0	0.0	0.0	0.0	0.0	0.0	0.0	0.0	28.0	1.0	0.0	0.0	0.0	0.0	0.0	0.0	0.0	0.0	0.0	0.0	0.0	0.0	0.0	0.0
0015 - 0020	0.0	0.0	0.0	0.0	0.0	0.0	0.0	0.0	9.0	0.0	0.0	0.0	0.0	0.0	0.0	0.0	1.0	0.0	0.0	0.0	0.0	0.0	0.0	0.0	47.0	0.0	0.0	0.0	0.0	0.0	0.0	0.0	0.0	0.0	0.0	0.0	0.0	0.0	0.0	0.0
0020 - 0025	0.0	0.0	0.0	0.0	0.0	0.0	0.0	0.0	16.0	1.0	0.0	0.0	0.0	0.0	0.0	0.0	3.0	0.0	0.0	0.0	0.0	0.0	0.0	0.0	35.0	1.0	0.0	0.0	0.0	2.0	0.0	0.0	0.0	0.0	0.0	0.0	0.0	0.0	0.0	0.0
0025 - 0030	0.0	0.0	0.0	0.0	0.0	0.0	0.0	0.0	13.0	1.0	0.0	0.0	0.0	0.0	0.0	0.0	1.0	0.0	0.0	0.0	0.0	0.0	0.0	0.0	35.0	2.0	0.0	0.0	0.0	2.0	0.0	0.0	0.0	0.0	0.0	0.0	0.0	0.0	0.0	0.0
0030 - 0035	0.0	0.0	0.0	0.0	0.0	0.0	0.0	0.0	14.0	0.0	0.0	0.0	0.0	0.0	0.0	0.0	4.0	0.0	0.0	0.0	0.0	0.0	0.0	0.0	19.0	2.0	0.0	1.5	0.0	2.0	0.0	0.0	0.0	0.0	0.0	0.0	0.0	0.0	0.0	0.0
0035 - 0040	0.0	0.0	0.0	0.0	0.0	0.0	0.0	0.0	7.0	1.0	2.0	3.0	0.0	0.0	0.0	0.0	7.0	0.0	0.0	0.0	0.0	0.0	0.0	0.0	6.0	0.0	0.0	0.0	0.0	0.0	0.0	0.0	0.0	0.0	0.0	0.0	0.0	0.0	0.0	0.0
0040 - 0045	0.0	0.0	0.0	0.0	0.0	0.0	0.0	0.0	3.0	1.0	0.0	0.0	0.0	0.0	0.0	0.0	1.0	0.0	0.0	0.0	0.0	0.0	0.0	0.0	9.0	2.0	1.0	0.0	0.0	2.0	0.0	0.0	0.0	0.0	0.0	0.0	0.0	0.0	0.0	0.0
0045 - 0050	0.0	0.0	0.0	0.0	0.0	0.0	0.0	0.0	3.0	0.0	0.0	0.0	0.0	0.0	0.0	0.0	2.0	0.0	0.0	0.0	0.0	0.0	0.0	0.0	6.0	2.0	1.0	0.0	0.0	2.0	0.0	0.0	0.0	0.0	0.0	0.0	0.0	0.0	0.0	0.0
0050 - 0055	0.0	0.0	0.0	0.0	0.0	0.0	0.0	0.0	5.0	1.0	0.0	0.0	0.0	0.0	0.0	0.0	3.0	0.0	0.0	0.0	0.0	0.0	0.0	0.0	11.0	2.0	1.0	0.0	0.0	2.0	0.0	0.0	0.0	0.0	0.0	0.0	0.0	0.0	0.0	0.0
0055 - 0100	0.0	0.0	0.0	0.0	0.0	0.0	0.0	0.0	6.0	0.0	0.0	0.0	0.0	0.0	0.0	0.0	1.0	0.0	0.0	0.0	0.0	0.0	0.0	0.0	11.0	2.0	0.0	0.0	0.0	2.0	0.0	0.0	0.0	0.0	0.0	0.0	0.0	0.0	0.0	0.0
0100 - 0105	0.0	0.0	0.0	0.0	0.0	0.0	0.0	0.0	2.0	0.0	0.0	0.0	0.0	0.0	0.0	0.0	1.0	0.0	0.0	0.0	0.0	0.0	0.0	0.0	7.0	1.0	0.0	0.0	0.0	2.0	0.0	0.0	0.0	0.0	0.0	0.0	0.0	0.0	0.0	0.0
0105 - 0110	0.0	0.0	0.0	0.0	0.0	0.0	0.0	0.0	2.0	0.0	0.0	0.0	0.0	0.0	0.0	0.0	1.0	0.0	0.0	0.0	0.0	0.0	0.0	0.0	10.0	2.0	0.0	0.0	0.0	2.0	0.0	0.0	0.0	0.0	0.0	0.0	0.0	0.0	0.0	0.0
0110 - 0115	0.0	0.0	0.0	0.0	0.0	0.0	0.0	0.0	2.0	0.0	0.0	0.0	0.0	0.0	0.0	0.0	1.0	0.0	0.0	0.0	0.0	0.0	0.0	0.0	10.0	2.0	0.0	0.0	0.0	2.0	0.0	0.0	0.0	0.0	0.0	0.0	0.0	0.0	0.0	0.0
0115 - 0120	0.0	0.0	0.0	0.0	0.0	0.0	0.0	0.0	2.0	0.0	0.0	0.0	0.0	0.0	0.0	0.0	1.0	0.0	0.0	0.0	0.0	0.0	0.0	0.0	10.0	2.0	0.0	0.0	0.0	2.0	0.0	0.0	0.0	0.0	0.0	0.0	0.0	0.0	0.0	0.0
0120 - 0125	0.0	0.0	0.0	0.0	0.0	0.0	0.0	0.0	2.0	0.0	0.0	0.0	0.0	0.0	0.0	0.0	1.0	0.0	0.0	0.0	0.0	0.0	0.0	0.0	10.0	2.0	0.0	0.0	0.0	2.0	0.0	0.0	0.0	0.0	0.0	0.0	0.0	0.0	0.0	0.0
0125 - 0130	0.0	0.0	0.0	0.0	0.0	0.0	0.0	0.0	2.0	0.0	0.0	0.0	0.0	0.0	0.0	0.0	1.0	0.0	0.0	0.0	0.0	0.0	0.0	0.0	10.0	2.0	0.0	0.0	0.0	2.0	0.0	0.0	0.0	0.0	0.0	0.0	0.0	0.0	0.0	0.0
0130 - 0135	0.0	0.0	0.0	0.0	0.0	0.0	0.0	0.0	2.0	0.0	0.0	0.0	0.0	0.0	0.0	0.0	1.0	0.0	0.0	0.0	0.0	0.0	0.0	0.0	10.0	2.0	0.0	0.0	0.0	2.0	0.0	0.0	0.0	0.0	0.0	0.0	0.0	0.0	0.0	0.0
0135 - 0140	0.0	0.0	0.0	0.0	0.0	0.0	0.0	0.0	2.0	0.0	0.0	0.0	0.0	0.0	0.0	0.0	1.0	0.0	0.0	0.0	0.0	0.0	0.0	0.0	10.0	2.0	0.0	0.0	0.0	2.0	0.0	0.0	0.0	0.0	0.0	0.0	0.0	0.0	0.0	0.0
0140 - 0145	0.0	0.0	0.0	0.0	0.0	0.0	0.0	0.0	2.0	0.0	0.0	0.0	0.0	0.0	0.0	0.0	1.0	0.0	0.0	0.0	0.0	0.0	0.0	0.0	10.0	2.0	0.0	0.0	0.0	2.0	0.0	0.0	0.0	0.0	0.0	0.0	0.0	0.0	0.0	0.0
0145 - 0150	0.0	0.0	0.0	0.0	0.0	0.0	0.0	0.0	2.0	0.0	0.0	0.0	0.0	0.0	0.0	0.0	1.0	0.0	0.0	0.0	0.0	0.0	0.0	0.0	10.0	2.0	0.0	0.0	0.0	2.0	0.0	0.0	0.0	0.0	0.0	0.0	0.0	0.0	0.0	0.0
0150 - 0155	0.0	0.0	0.0	0.0	0.0	0.0	0.0	0.0	2.0	0.0	0.0	0.0	0.0	0.0	0.0	0.0	1.0	0.0	0.0	0.0	0.0	0.0	0.0	0.0	10.0	2.0	0.0	0.0	0.0	2.0	0.0	0.0	0.0	0.0	0.0	0.0	0.0	0.0	0.0	0.0
0155 - 0200	0.0	0.0	0.0	0.0	0.0	0.0	0.0	0.0	2.0	0.0	0.0	0.0	0.0	0.0	0.0	0.0	1.0	0.0	0.0	0.0	0.0	0.0	0.0	0.0	10.0	2.0	0.0	0.0	0.0	2.0	0.0	0.0	0.0	0.0	0.0	0.0	0.0	0.0	0.0	0.0
0200 - 0205	0.0	0.0	0.0	0.0	0.0	0.0	0.0	0.0	11.0	1.0	0.0	0.0	0.0	0.0	0.0	0.0	2.0	0.0	0.0	0.0	0.0	0.0	0.0	0.0	7.0	0.0	0.0	0.0	0.0	0.0	0.0	0.0	0.0	0.0	0.0	0.0	0.0	0.0	0.0	0.0
0205 - 0210	0.0	0.0	0.0	0.0	0.0	0.0	0.0	0.0	7.0	0.0	0.0	0.0	0.0	0.0	0.0	0.0	4.0	0.0	0.0	0.0	0.0	0.0	0.0	0.0	8.0	0.0	0.0	0.0	0.0	0.0	0.0	0.0	0.0	0.0	0.0	0.0	0.0	0.0	0.0	0.0
0210 - 0215	0.0	0.0	0.0	0.0	0.0	0.0	0.0	0.0	3.0	1.0	0.0	0.0	0.0	0.0	0.0	0.0	1.0	0.0	0.0	0.0	0.0	0.0	0.0	0.0	9.0	2.0	1.0	0.0	0.0	2.0	0.0	0.0	0.0	0.0	0.0	0.0	0.0	0.0	0.0	0.0
0215 - 0220	0.0	0.0	0.0	0.0	0.0	0.0	0.0	0.0	3.0	0.0	0.0	0.0	0.0	0.0	0.0	0.0	1.0	0.0	0.0	0.0	0.0	0.0	0.0	0.0	9.0	2.0	1.0	0.0	0.0	2.0	0.0	0.0	0.0	0.0	0.0	0.0	0.0	0.0	0.0	0.0
0220 - 0225	0.0	0.0	0.0	0.0	0.0	0.0	0.0	0.0	5.0	1.0	0.0	0.0	0.0	0.0	0.0	0.0	2.0	0.0	0.0	0.0	0.0	0.0	0.0	0.0	11.0	2.0	0.0	0.0	0.0	2.0	0.0	0.0	0.0	0.0	0.0	0.0	0.0	0.0	0.0	0.0
0225 - 0230	0.0	0.0	0.0	0.0	0.0	0.0	0.0	0.0	6.0	0.0	0.0	0.0	0.0	0.0	0.0	0.0	1.0	0.0	0.0	0.0	0.0	0.0	0.0	0.0	11.0	2.0	0.0	0.0	0.0	2.0	0.0	0.0	0.0	0.0	0.0	0.0	0.0	0.0	0.0	0.0
0230 - 0235	0.0	0.0	0.0	0.0	0.0	0.0	0.0	0.0	2.0	0.0	0.0	0.0	0.0	0.0	0.0	0.0	1.0	0.0	0.0	0.0	0.0	0.0	0.0	0.0	7.0	0.0	0.0	0.0	0.0	0.0	0.0	0.0	0.0	0.0	0.0	0.0	0.0	0.0	0.0	0.0
0235 - 0240	0.0	0.0	0.0	0.0	0.0	0.0	0.0	0.0	3.0	1.0	0.0	0.0	0.0	0.0	0.0	0.0	1.0	0.0	0.0	0.0	0.0	0.0	0.0	0.0	9.0	2.0	1.0	0.0	0.0	2.0	0.0	0.0	0.0	0.0	0.0	0.0	0.0	0.0	0.0	0.0
0240 - 0245	0.0	0.0	0.0	0.0	0.0	0.0	0.0	0.0	3.0	0.0	0.0	0.0	0.0	0.0	0.0	0.0	1.0	0.0	0.0	0.0	0.0	0.0	0.0	0.0	9.0	2.0	1.0	0.0	0.0	2.0	0.0	0.0	0.0	0.0	0.0	0.0	0.0	0.0	0.0	0.0
0245 - 0250	0.0	0.0	0.0	0.0	0.0	0.0	0.0	0.0	4.0	0.0	0.0	0.0	0.0	0.0	0.0	0.0	1.0	0.0	0.0	0.0	0.0	0.0	0.0	0.0	9.0	2.0	1.0	0.0	0.0	2.0	0.0	0.0	0.0	0.0	0.0	0.0	0.0	0.0	0.0	0.0
0250 - 0255	0.0	0.0	0.0	0.0	0.0	0.0	0.0	0.0	4.0	0.0	0.0	0.0	0.0	0.0	0.0	0.0	1.0	0.0	0.0	0.0	0.0	0.0	0.0	0.0	9.0	2.0	1.0	0.0	0.0	2.0	0.0	0.0	0.0	0.0	0.0	0.0	0.0	0.0	0.0	0.0
0255 - 0300	0.0	0.0	0.0	0.0	0.0	0.0	0.0	0.0	4.0	0.0	0.0	0.0	0.0	0.0	0.0	0.0	1.0	0.0	0.0	0.0	0.0	0.0	0.0	0.0	9.0	2.0	1.0	0.0	0.0	2.0	0.0	0.0	0.0	0.0	0.0	0.0	0.0	0.0	0.0	0.0
0300 - 0305	0.0	0.0	0.0	0.0	0.0	0.0	0.0	0.0	5.0	0.0	0.0	0.0	0.0	0.0	0.0	0.0	1.0	0.0	0.0	0.0	0.0	0.0	0.0	0.0	9.0	2.0	1.0	0.0	0.0	2.0	0.0	0.0	0.0	0.0	0.0	0.0	0.0	0.0	0.0	0.0
0305 - 0310	0.0	0.0	0.0	0.0	0.0	0.0	0.0	0.0	5.0	0.0	0.0	0.0	0.0	0.0	0.0	0.0	1.0	0.0	0.0	0.0	0.0	0.0	0.0	0.0	9.0	2.0	1.0	0.0	0.0	2.0	0.0	0.0	0.0	0.0	0.0	0.0	0.0	0.0	0.0	0.0
0310 - 0315	0.0	0.0	0.0	0.0	0.0	0.0	0.0	0.0	5.0	0.0	0.0	0.0	0.0	0.0	0.0	0.0	1.0	0.0	0.0	0.0	0.0	0.0	0.0	0.0	9.0	2.0	1.0	0.0	0.0	2.0	0.0	0.0	0.0	0.0	0.0	0.0	0.0	0.0	0.0	0.0
0315 - 0320	0.0	0.0	0.0	0.0	0.0	0.0	0.0	0.0	5.0	0.0	0.0	0.0	0.0	0.0	0.0	0.0	1.0	0.0	0.0	0.0	0.0	0.0	0.0	0.0	9.0	2.0	1.0	0.0	0.0	2.0	0.0	0.0	0.0	0.0	0.0	0.0	0.0	0.0	0.0	0.0
0320 - 0325	0.0	0.0	0.0	0.0	0.0	0.0	0.0	0.0	5.0	0.0	0.0	0.0	0.0	0.0	0.0	0.0	1.0	0.0	0.0	0.0	0.0	0.0	0.0	0.0	9.0	2.0	1.0	0.0	0.0	2.0	0.0	0.0	0.0	0.0	0.0	0.0	0.0	0.0	0.0	0.0
0325 - 0330	0.0	0.0	0.0	0.0	0.0	0.0	0.0	0.0	5.0	0.0	0.0	0.0	0.0	0.0	0.0	0.0	1.0	0.0	0.0	0.0	0.0	0.0	0.0	0.0	9.0	2.0	1.0	0.0	0.0	2.0	0.0	0.0	0.0	0.0	0.0	0.0	0.0	0.0	0.0	0.0
0330 - 0335	0.0	0.0	0.0	0.0	0.0	0.0	0.0	0.0	5.0	0.0	0.0	0.0	0.0	0.0	0.0	0.0	1.0	0.0	0.0	0.0	0.0	0.0	0.0	0.0	9.0	2.0	1.0	0.0	0.0	2.0	0.0	0.0	0.0	0.0	0.0	0.0	0.0	0.0	0.0	0.0
0335 - 0340	0.0	0.0	0.0	0.0	0.0	0.0	0.0	0.0	5.0	0.0	0.0	0.0	0.0	0.0	0.0	0.0	1.0	0.0	0.0	0.0	0.0	0.0	0.0	0.0	9.0	2.0	1.0	0.0	0.0	2.0	0.0	0.0	0.0	0.0	0.0	0.0	0.0	0.0	0.0	0.0
0340 - 0345	0.0	0.0	0.0	0.0	0.0	0.0	0.0	0.0	5.0	0.0	0.0	0.0	0.0	0.0	0.0	0.0	1.0	0.0	0.0	0.0	0.0	0.0	0.0	0.0	9.0	2.0	1.0	0.0	0.0	2.0	0.0	0.0	0.0	0.0	0.0	0.0	0.0	0.0	0.0	0.0
0345 - 0350	0.0	0.0	0.0	0.0	0.0	0.0	0.0	0.0	5.0	0.0	0.0	0.0	0.0	0.0	0.0	0.0	1.0	0.0	0.0	0.0	0.0	0.0	0.0	0.0	9.0	2.0	1.0	0.0	0.0	2.0	0.0	0.0	0.0	0.0	0.0	0.0	0.0	0.0	0.0	0.0
0350 - 0355	0.0	0.0	0.0	0.0	0.0	0.0	0.0	0.0	5.0	0.0	0.0	0.0	0.0	0.0	0.0	0.0	1.0	0.0	0.0	0.0	0.0	0.0	0.0	0.0	9.0	2.0	1.0	0.0	0.0	2.0	0.0	0.0	0.0	0.0	0.0	0.0	0.0	0.0	0.0	0.0
0355 - 0400	0.0	0.0	0.0	0.0	0.0	0.0	0.0	0.0	5.0	0.0	0.0	0.0	0.0	0.0	0.0	0.0	1.0	0.0	0.0	0.0	0.0	0.0	0.0	0.0	9.0	2.0	1.0	0.0	0.0	2.0	0.0	0.0	0.0	0.0	0.0	0.0	0.0	0.0	0.0	0.0
0400 - 0405	0.0	0.0	0.0	0.0	0.0	0.0	0.0	0.0	14.0	2.0	0.0	0.0	0.0	0.0	0.0	0.0	4.0	0.0	1.0	0.0	0.0	0.0	0.0	0.0	4.0	0.0	1.0	0.0	0.0	2.0	0.0	0.0	0.0	0.0	0.0	0.0	0.0	0.0	0.0	0.0
0405 - 0410	0.0	0.0	0.0	0.0	0.0	0.0	0.0	0.0	14.0	2.0	0.0	0.0	0.0	0.0	0.0	0.0	4.0	0.0	1.0	0.0	0.0	0.0	0.0	0.0	4.0	0.0	1.0	0.0	0.0	2.0	0.0	0.0	0.0	0.0	0.0	0.0	0.0	0.0	0.0	0.0
0410 - 0415	0.0	0.0	0.0	0.0	0.0	0.0	0.0	0.0	14.0	2.0	0.0	0.0	0.0	0.0	0.0	0.0	4.0	0.0	1.0	0.0	0.0	0.0	0.0	0.0	4.0	0.0	1.0	0.0	0.0	2.0	0.0	0.0	0.0	0.0	0.0	0.0	0.0	0.0	0.0	0.0
0415 - 0420	0.0	0.0	0.0	0.0	0.0	0.0	0.0	0.0	14.0	2.0	0.0	0.0	0.0	0.0	0.0	0.0	4.0	0.0	1.0	0.0	0.0	0.0	0.0	0.0	4.0	0.0	1.0	0.0	0.0	2.0	0.0	0.0	0.0	0.0	0.0	0.0	0.0	0.0	0.0	0.0
0420 - 0425	0.0	0.0	0.0	0.0	0.0	0.0	0.0	0.0	14.0	2.0	0.0	0.0	0.0	0.0	0.0	0.0	4.0	0.0	1.0	0.0	0.0	0.0	0.0	0.0	4.0	0.0	1.0	0.0	0.0	2.0	0.0	0.0	0.0	0.0	0.0	0.0	0.0	0.0	0.0	0.0
0425 - 0430	0.0	0.0	0.0	0.0	0.0	0.0	0.0	0.0	14.0	2.0	0.0	0.0	0.0	0.0	0.0	0.0	4.0	0.0	1.0	0.0	0.0	0.0	0.0	0.0	4.0	0.0	1.0	0.0	0.0	2.0	0.0	0.0	0.0	0.0	0.0	0.0	0.0	0.0	0.0	0.0
0430 - 0435	0.0	0.0	0.0	0.0	0.0	0.0	0.0	0.0	14.0	2.0	0.0	0.0	0.0	0.0	0.0	0.0	4.0	0.0	1.0	0.0	0.0	0.0	0.0	0.0	4.0	0.0	1.0	0.0	0.0	2.0	0.0	0.0	0.0	0.0	0.0	0.0	0.0	0.0	0.0	0.0
0435 - 0440	0.0	0.0	0.0	0.0	0.0	0.0	0.0	0.0	14.0	2.0	0.0	0.0	0.0	0.0	0.0	0.0	4.0	0.0	1.0	0.0	0.0	0.0	0.0	0.0	4.0	0.0	1.0	0.0	0.0	2.0	0.0	0.0	0.0	0.0	0.0	0.0	0.0	0.0	0.0	0.0
0440 - 0445	0.0	0.0	0.0	0.0	0.0	0.0	0.0	0.0	14.0	2.0	0.0	0.0	0.0	0.0	0.0	0.0	4.0	0.0	1.0	0.0	0.0	0.0	0.0	0.0	4.0	0.0	1.0	0.0	0.0	2.0	0.0	0.0	0.0	0.0	0.0	0.0	0.0	0.0	0.0	0.0
0445 - 0450	0.0	0.0	0.0	0.0	0.0	0.0	0.0	0.0	14.0	2.0	0.0	0.0	0.0	0.0	0.0	0.0	4.0	0.0	1.0	0.0	0.0	0.0	0.0	0.0	4.0	0.0	1.0	0.0	0.0	2.0	0.0	0.0	0.0	0.0	0.0	0.0	0.0	0.0	0.0	0.0
0450 - 0455	0.0	0.0	0.0	0.0	0.0	0.0	0.0	0.0	14.0	2.0	0.0	0.0	0.0	0.0	0.0	0.0	4.0	0.0	1.0	0.0	0.0	0.0	0.0	0.0	4.0	0.0	1.0	0.0	0.0	2.0	0.0	0.0	0.0	0.0	0.0	0.0	0.0	0.0	0.0	0.0
0455 - 0500	0.0	0.0	0.0	0.0	0.0	0.0	0.0	0.0	14.0	2.0	0.0	0.0	0.0	0.0	0.0	0.0	4.0	0.0	1.0	0.0	0.0	0.0	0.0	0.0	4.0	0.0	1.0	0.0	0.0	2.0	0.0	0.0	0.0	0.0	0.0	0.0	0.0	0.0	0.0	0.0
0500 - 0505	0.0	0.0	0.0	0.0	0.0	0.0	0.0	0.0	14.0	2.0	0.0	0.0	0.0	0.0	0.0	0.0	4.0	0.0	1.0	0.0	0.0	0.0	0.0	0.0	4.0	0.0	1.0	0.0	0.0	2.0	0.0	0.0	0.0	0.0	0.0	0.0	0.0	0.0	0.0	0.0
0505 - 0510	0.0	0.0	0.0	0.0	0.0	0.0	0.0	0.0	14.0	2.0	0.0	0.0	0.0	0.0	0.0	0.0	4.0	0.0	1.0	0.0	0.0	0.0	0.0	0.0	4.0	0.0	1.0	0.0

ADVANCED TRANSPORT RESEARCH

Job Number & Name: 21326 Epsom Hospital

Site Number/Name: Site 3 - Woodcote Green Road/Hospital Access

Client: Mayer Brown

Date: 21/05/2019

Weather: Sunny, Dry

Comments: None

Advanced Transport Research		*Job Number & Name:*	21326 Epsom Hospital
Site 3 - Woodcote Green Road/Hospital Access		*Date:*	Tuesday 21 May 2019

Job Type:	Queue Lengths				
Co-ordinates:	51° 19'26.70"N, 0° 16'19.68"W	*Postcode:*	KT18 7DG	*Times:*	0700-1900

Advanced Transport Research	Job Number & Name:	21326 Epsom Hospital
Site 3 - Woodcote Green Road/Hospital Access	Client:	Mayer Brown
Queue Lengths	Date:	Tuesday 21 May 2019

	Hospital Access		Woodcote Green Road Right-Turn	
Times	LV	HV	LV	HV
07:00 - 07:05	1	0	3	0
07:05 - 07:10	0	0	1	0
07:10 - 07:15	0	1	0	0
07:15 - 07:20	1	0	0	0
07:20 - 07:25	1	0	0	0
07:25 - 07:30	2	0	0	1
07:30 - 07:35	1	0	0	0
07:35 - 07:40	0	0	4	0
07:40 - 07:45	2	0	4	0
07:45 - 07:50	1	0	4	0
07:50 - 07:55	2	0	6	0
07:55 - 08:00	2	0	5	0
08:00 - 08:05	2	0	2	0
08:05 - 08:10	3	0	5	1
08:10 - 08:15	3	0	3	1
08:15 - 08:20	1	0	5	0
08:20 - 08:25	1	0	5	1
08:25 - 08:30	2	0	3	0
08:30 - 08:35	1	0	5	0
08:35 - 08:40	1	1	4	0
08:40 - 08:45	2	0	7	0
08:45 - 08:50	0	1	2	0
08:50 - 08:55	1	0	2	0
08:55 - 09:00	1	0	3	0
09:00 - 09:05	1	0	3	0
09:05 - 09:10	2	0	0	0
09:10 - 09:15	1	0	1	0
09:15 - 09:20	2	0	0	0
09:20 - 09:25	2	0	2	0
09:25 - 09:30	1	0	2	0
09:30 - 09:35	0	0	0	0
09:35 - 09:40	1	0	0	0
09:40 - 09:45	1	0	0	0
09:45 - 09:50	1	0	0	0
09:50 - 09:55	1	0	1	0
09:55 - 10:00	1	0	1	0
10:00 - 10:05	1	0	2	0

Count in Vehicles

Lane 1 = Nearest Kerb

Advanced Transport Research	*Job Number & Name:*	21326 Epsom Hospital
Site 3 - Woodcote Green Road/Hospital Access	*Client:*	Mayer Brown
Queue Lengths	*Date:*	Tuesday 21 May 2019

	Hospital Access		Woodcote Green Road Right-Turn	
Times	LV	HV	LV	HV
10:05 - 10:10	1	0	2	1
10:10 - 10:15	1	0	0	0
10:15 - 10:20	0	1	4	0
10:20 - 10:25	1	0	2	0
10:25 - 10:30	1	0	0	0
10:30 - 10:35	1	0	0	0
10:35 - 10:40	1	0	1	0
10:40 - 10:45	1	0	0	0
10:45 - 10:50	1	0	3	1
10:50 - 10:55	2	0	0	0
10:55 - 11:00	1	0	2	0
11:00 - 11:05	2	0	2	0
11:05 - 11:10	2	0	4	0
11:10 - 11:15	1	0	0	0
11:15 - 11:20	1	0	0	0
11:20 - 11:25	1	0	0	0
11:25 - 11:30	1	0	2	0
11:30 - 11:35	2	0	2	0
11:35 - 11:40	2	0	1	0
11:40 - 11:45	0	1	1	0
11:45 - 11:50	1	0	0	0
11:50 - 11:55	1	0	0	0
11:55 - 12:00	0	0	0	0
12:00 - 12:05	1	0	0	0
12:05 - 12:10	1	0	0	0
12:10 - 12:15	1	0	1	0
12:15 - 12:20	1	0	1	0
12:20 - 12:25	1	0	0	0
12:25 - 12:30	2	0	0	0
12:30 - 12:35	1	0	2	0
12:35 - 12:40	1	0	0	0
12:40 - 12:45	1	0	0	0
12:45 - 12:50	1	0	0	0
12:50 - 12:55	1	0	2	0
12:55 - 13:00	2	0	0	0
13:00 - 13:05	1	0	0	0

ADVANCED TRANSPORT RESEARCH

Job Number & Name: 21326 Epsom Hospital

Site Number/Name: Site 3 - Woodcote Green Road/Hospital Access

Client: Mayer Brown

Date: 22/05/2019

Weather: Sunny, Dry

Comments: None

Advanced Transport Research		*Job Number & Name:*	21326 Epsom Hospital
Site 3 - Woodcote Green Road/Hospital Access		*Date:*	Wednesday 22 May 2019

Job Type:	Queue Lengths				
Co-ordinates:	51° 19'26.70"N, 0° 16'19.68"W	*Postcode:*	KT18 7DG	*Times:*	0700-1900

Advanced Transport Research	*Job Number & Name:*	21326 Epsom Hospital
Site 3 - Woodcote Green Road/Hospital Access	*Client:*	Mayer Brown
Queue Lengths	*Date:*	Wednesday 22 May 2019

	Hospital Access		Woodcote Green Road Right-Turn	
Times	LV	HV	LV	HV
07:00 - 07:05	1	0	0	0
07:05 - 07:10	0	0	1	0
07:10 - 07:15	1	0	5	0
07:15 - 07:20	1	0	3	0
07:20 - 07:25	1	0	1	0
07:25 - 07:30	1	0	3	0
07:30 - 07:35	1	0	2	0
07:35 - 07:40	1	0	5	0
07:40 - 07:45	1	0	3	0
07:45 - 07:50	1	0	3	0
07:50 - 07:55	2	0	6	1
07:55 - 08:00	1	0	7	0
08:00 - 08:05	2	0	6	1
08:05 - 08:10	3	0	4	0
08:10 - 08:15	2	0	5	0
08:15 - 08:20	2	0	5	0
08:20 - 08:25	0	1	6	0
08:25 - 08:30	1	0	3	0
08:30 - 08:35	1	0	3	0
08:35 - 08:40	2	0	5	0
08:40 - 08:45	1	0	4	0
08:45 - 08:50	1	0	3	0
08:50 - 08:55	0	1	0	0
08:55 - 09:00	0	0	1	0
09:00 - 09:05	0	0	1	0
09:05 - 09:10	0	0	0	0
09:10 - 09:15	1	0	2	0
09:15 - 09:20	1	0	0	0
09:20 - 09:25	1	0	0	0
09:25 - 09:30	1	0	0	0
09:30 - 09:35	0	1	0	0
09:35 - 09:40	1	0	3	0
09:40 - 09:45	1	0	1	1
09:45 - 09:50	1	0	1	0
09:50 - 09:55	0	1	0	0
09:55 - 10:00	1	0	1	0
10:00 - 10:05	0	0	0	0

Count in Vehicles

Lane 1 = Nearest Kerb

Advanced Transport Research	*Job Number & Name:*	21326 Epsom Hospital
Site 3 - Woodcote Green Road/Hospital Access	*Client:*	Mayer Brown
Queue Lengths	*Date:*	Wednesday 22 May 2019

	Hospital Access		Woodcote Green Road Right-Turn	
Times	LV	HV	LV	HV
10:05 - 10:10	1	0	0	0
10:10 - 10:15	1	0	0	0
10:15 - 10:20	1	0	0	0
10:20 - 10:25	0	0	0	1
10:25 - 10:30	2	0	0	0
10:30 - 10:35	2	0	0	0
10:35 - 10:40	1	0	0	0
10:40 - 10:45	1	0	1	0
10:45 - 10:50	2	0	0	0
10:50 - 10:55	1	0	0	0
10:55 - 11:00	1	0	0	0
11:00 - 11:05	1	0	0	0
11:05 - 11:10	1	0	0	0
11:10 - 11:15	1	0	1	0
11:15 - 11:20	1	0	3	0
11:20 - 11:25	1	0	2	0
11:25 - 11:30	1	0	0	0
11:30 - 11:35	1	0	1	0
11:35 - 11:40	0	0	0	0
11:40 - 11:45	1	0	0	0
11:45 - 11:50	1	0	0	0
11:50 - 11:55	1	0	2	0
11:55 - 12:00	1	0	1	0
12:00 - 12:05	1	0	0	0
12:05 - 12:10	1	0	0	0
12:10 - 12:15	1	0	1	0
12:15 - 12:20	1	0	0	0
12:20 - 12:25	1	0	0	0
12:25 - 12:30	2	0	1	0
12:30 - 12:35	1	0	0	1
12:35 - 12:40	0	0	0	0
12:40 - 12:45	1	0	1	0
12:45 - 12:50	1	0	0	0
12:50 - 12:55	2	0	0	0
12:55 - 13:00	1	0	1	0
13:00 - 13:05	1	0	2	0

ADVANCED TRANSPORT RESEARCH

Job Number & Name: 21326 Epsom Hospital

Site Number/Name: Site 3 - Woodcote Green Road/Hospital Access

Client: Mayer Brown

Date: 23/05/2019

Weather: Sunny, Dry

Comments: None

Advanced Transport Research		*Job Number & Name:*	21326 Epsom Hospital
Site 3 - Woodcote Green Road/Hospital Access		*Date:*	Thursday 23 May 2019

Job Type:	Queue Lengths				
Co-ordinates:	51° 19'26.70"N, 0° 16'19.68"W	*Postcode:*	KT18 7DG	*Times:*	0700-1900

Advanced Transport Research	*Job Number & Name:*	21326 Epsom Hospital
Site 3 - Woodcote Green Road/Hospital Access	*Client:*	Mayer Brown
Queue Lengths	*Date:*	Thursday 23 May 2019

	Hospital Access		Woodcote Green Road Right-Turn	
Times	LV	HV	LV	HV
07:00 - 07:05	2	0	3	0
07:05 - 07:10	0	1	2	1
07:10 - 07:15	1	0	1	0
07:15 - 07:20	0	0	2	0
07:20 - 07:25	2	0	2	0
07:25 - 07:30	1	0	1	0
07:30 - 07:35	1	0	3	0
07:35 - 07:40	2	0	1	0
07:40 - 07:45	1	0	1	0
07:45 - 07:50	1	0	3	1
07:50 - 07:55	2	0	6	0
07:55 - 08:00	2	0	4	0
08:00 - 08:05	1	0	5	0
08:05 - 08:10	1	0	4	0
08:10 - 08:15	3	0	5	0
08:15 - 08:20	3	0	4	0
08:20 - 08:25	3	0	6	1
08:25 - 08:30	3	0	2	0
08:30 - 08:35	2	0	0	0
08:35 - 08:40	1	0	3	0
08:40 - 08:45	3	0	6	0
08:45 - 08:50	1	0	2	0
08:50 - 08:55	2	0	1	0
08:55 - 09:00	2	0	0	0
09:00 - 09:05	1	0	4	0
09:05 - 09:10	1	0	2	0
09:10 - 09:15	1	0	0	0
09:15 - 09:20	1	0	0	0
09:20 - 09:25	1	0	1	0
09:25 - 09:30	0	0	1	0
09:30 - 09:35	1	0	0	0
09:35 - 09:40	1	0	0	0
09:40 - 09:45	1	0	2	0
09:45 - 09:50	2	0	0	0
09:50 - 09:55	1	0	0	0
09:55 - 10:00	1	0	1	0
10:00 - 10:05	2	0	0	0

Count in Vehicles

Lane 1 = Nearest Kerb

Advanced Transport Research	*Job Number & Name:*	21326 Epsom Hospital
Site 3 - Woodcote Green Road/Hospital Access	*Client:*	Mayer Brown
Queue Lengths	*Date:*	Thursday 23 May 2019

	Hospital Access		Woodcote Green Road Right-Turn	
Times	LV	HV	LV	HV
10:05 - 10:10	1	0	0	0
10:10 - 10:15	1	0	0	0
10:15 - 10:20	1	0	1	0
10:20 - 10:25	1	0	0	0
10:25 - 10:30	1	0	1	0
10:30 - 10:35	1	0	0	0
10:35 - 10:40	1	0	1	0
10:40 - 10:45	1	0	0	0
10:45 - 10:50	2	0	1	2
10:50 - 10:55	1	0	1	0
10:55 - 11:00	2	0	1	0
11:00 - 11:05	1	0	3	0
11:05 - 11:10	1	0	2	0
11:10 - 11:15	1	0	0	0
11:15 - 11:20	3	0	1	0
11:20 - 11:25	1	0	0	0
11:25 - 11:30	2	0	1	0
11:30 - 11:35	1	0	0	0
11:35 - 11:40	2	0	0	0
11:40 - 11:45	1	0	0	0
11:45 - 11:50	1	0	0	0
11:50 - 11:55	0	0	0	0
11:55 - 12:00	2	0	0	0
12:00 - 12:05	1	0	2	0
12:05 - 12:10	2	0	0	0
12:10 - 12:15	2	0	0	0
12:15 - 12:20	1	0	3	0
12:20 - 12:25	1	0	0	0
12:25 - 12:30	1	0	0	0
12:30 - 12:35	1	0	2	0
12:35 - 12:40	3	0	0	0
12:40 - 12:45	1	0	0	0
12:45 - 12:50	1	0	0	0
12:50 - 12:55	1	0	0	0
12:55 - 13:00	1	0	0	0
13:00 - 13:05	2	0	0	0

ADVANCED TRANSPORT RESEARCH

Job Number & Name: 21326 Epsom Hospital

Site Number/Name: Site 3 - Woodcote Green Road/Hospital Access

Client: Mayer Brown

Date: 21/05/2019

Weather: Sunny, Dry

Comments: None

Advanced Transport Research		*Job Number & Name:*	21326 Epsom Hospital
Site 3 - Woodcote Green Road/Hospital Access		*Date:*	Tuesday 21 May 2019

Job Type:	Pedestrian & Cyclist Count				
Co-ordinates:	51° 19'26.70"N, 0° 16'19.68"W	*Postcode:*	KT18 7DG	*Times:*	0700-1900



Advanced Transport Research	*Job Number & Name:*	21326 Epsom Hospital
Site 3 - Woodcote Green Road/Hospital Access	*Client:*	Mayer Brown
Pedestrian Counts	*Date:*	Tuesday 21 May 2019

	Movement A		Movement B	
Times	Peds	Cyclists	Peds	Cyclists
07:00 - 07:15	2	0	1	0
07:15 - 07:30	5	0	5	0
07:30 - 07:45	6	0	1	0
07:45 - 08:00	19	0	5	0
08:00 - 08:15	6	0	4	0
08:15 - 08:30	5	0	6	0
08:30 - 08:45	8	3	5	0
08:45 - 09:00	12	0	5	1
09:00 - 09:15	6	0	4	0
09:15 - 09:30	3	0	4	0
09:30 - 09:45	6	0	11	0
09:45 - 10:00	6	0	12	0
10:00 - 10:15	14	0	8	0
10:15 - 10:30	3	0	4	0
10:30 - 10:45	5	0	12	0
10:45 - 11:00	5	0	11	0
11:00 - 11:15	9	0	14	0
11:15 - 11:30	12	0	12	0
11:30 - 11:45	8	0	16	0
11:45 - 12:00	9	0	10	0
12:00 - 12:15	5	0	18	0
12:15 - 12:30	6	0	19	0
12:30 - 12:45	17	0	10	0
12:45 - 13:00	9	0	13	0
13:00 - 13:15	17	0	23	0
13:15 - 13:30	18	0	20	0
13:30 - 13:45	6	0	15	0
13:45 - 14:00	19	0	6	0
14:00 - 14:15	18	0	18	0
14:15 - 14:30	14	0	4	0
14:30 - 14:45	7	0	11	0
14:45 - 15:00	8	0	10	0
15:00 - 15:15	4	0	10	4
15:15 - 15:30	1	0	17	0
15:30 - 15:45	11	0	20	0
15:45 - 16:00	7	0	18	0
16:00 - 16:15	6	0	13	0
16:15 - 16:30	4	0	6	0
16:30 - 16:45	0	0	3	0

Advanced Transport Research	*Job Number & Name:*	21326 Epsom Hospital
Site 3 - Woodcote Green Road/Hospital Access	*Client:*	Mayer Brown
Pedestrian Counts	*Date:*	Tuesday 21 May 2019

	Movement A		Movement B	
Times	Peds	Cyclists	Peds	Cyclists
16:45 - 17:00	5	0	12	0
17:00 - 17:15	0	0	11	0
17:15 - 17:30	2	0	8	0
17:30 - 17:45	3	0	6	0
17:45 - 18:00	5	0	4	0
18:00 - 18:15	0	0	6	0
18:15 - 18:30	2	0	5	0
18:30 - 18:45	2	0	1	0
18:45 - 19:00	0	0	2	0

ADVANCED TRANSPORT RESEARCH

Job Number & Name: 21326 Epsom Hospital

Site Number/Name: Site 3 - Woodcote Green Road/Hospital Access

Client: Mayer Brown

Date: 22/05/2019

Weather: Sunny, Dry

Comments: None

Advanced Transport Research		*Job Number & Name:*	21326 Epsom Hospital
Site 3 - Woodcote Green Road/Hospital Access		*Date:*	Wednesday 22 May 2019

Job Type:	Pedestrian & Cyclist Count				
Co-ordinates:	51° 19'26.70"N, 0° 16'19.68"W	*Postcode:*	KT18 7DG	*Times:*	0700-1900



Advanced Transport Research	*Job Number & Name:*	21326 Epsom Hospital
Site 3 - Woodcote Green Road/Hospital Access	*Client:*	Mayer Brown
Pedestrian Counts	*Date:*	Wednesday 22 May 2019

	Movement A		Movement B	
Times	Peds	Cyclists	Peds	Cyclists
07:00 - 07:15	7	0	3	0
07:15 - 07:30	3	0	3	0
07:30 - 07:45	3	0	3	0
07:45 - 08:00	15	0	1	0
08:00 - 08:15	10	0	6	0
08:15 - 08:30	6	1	4	0
08:30 - 08:45	12	1	11	3
08:45 - 09:00	12	0	5	0
09:00 - 09:15	5	0	12	0
09:15 - 09:30	5	0	2	0
09:30 - 09:45	10	0	10	0
09:45 - 10:00	8	0	4	0
10:00 - 10:15	12	0	11	0
10:15 - 10:30	9	0	5	0
10:30 - 10:45	6	0	12	0
10:45 - 11:00	12	0	6	0
11:00 - 11:15	7	0	8	0
11:15 - 11:30	4	0	12	0
11:30 - 11:45	10	0	5	0
11:45 - 12:00	5	0	7	0
12:00 - 12:15	3	0	11	0
12:15 - 12:30	9	0	4	0
12:30 - 12:45	6	0	13	0
12:45 - 13:00	8	0	10	0
13:00 - 13:15	11	0	15	0
13:15 - 13:30	9	0	12	0
13:30 - 13:45	13	0	8	0
13:45 - 14:00	6	0	6	0
14:00 - 14:15	10	0	15	0
14:15 - 14:30	8	0	6	0
14:30 - 14:45	6	0	6	0
14:45 - 15:00	9	0	6	0
15:00 - 15:15	3	0	23	2
15:15 - 15:30	7	0	11	1
15:30 - 15:45	11	0	16	1
15:45 - 16:00	11	2	14	0
16:00 - 16:15	4	0	10	0
16:15 - 16:30	4	0	11	0
16:30 - 16:45	8	0	9	0

Advanced Transport Research	*Job Number & Name:*	21326 Epsom Hospital
Site 3 - Woodcote Green Road/Hospital Access	*Client:*	Mayer Brown
Pedestrian Counts	*Date:*	Wednesday 22 May 2019

	Movement A		Movement B	
Times	Peds	Cyclists	Peds	Cyclists
16:45 - 17:00	6	0	8	0
17:00 - 17:15	2	0	14	0
17:15 - 17:30	5	0	2	0
17:30 - 17:45	2	0	6	0
17:45 - 18:00	1	0	5	0
18:00 - 18:15	6	0	6	0
18:15 - 18:30	1	0	4	0
18:30 - 18:45	2	0	3	0
18:45 - 19:00	3	0	0	0

ADVANCED TRANSPORT RESEARCH

Job Number & Name: 21326 Epsom Hospital

Site Number/Name: Site 3 - Woodcote Green Road/Hospital Access

Client: Mayer Brown

Date: 23/05/2019

Weather: Sunny, Dry

Comments: None

Advanced Transport Research		*Job Number & Name:*	21326 Epsom Hospital
Site 3 - Woodcote Green Road/Hospital Access		*Date:*	Thursday 23 May 2019

Job Type:	Pedestrian & Cyclist Count				
Co-ordinates:	51° 19'26.70"N, 0° 16'19.68"W	*Postcode:*	KT18 7DG	*Times:*	0700-1900



Advanced Transport Research	*Job Number & Name:*	21326 Epsom Hospital
Site 3 - Woodcote Green Road/Hospital Access	*Client:*	Mayer Brown
Pedestrian Counts	*Date:*	Thursday 23 May 2019

	Movement A		Movement B	
Times	Peds	Cyclists	Peds	Cyclists
07:00 - 07:15	4	0	3	0
07:15 - 07:30	6	0	5	0
07:30 - 07:45	2	0	1	0
07:45 - 08:00	18	0	6	1
08:00 - 08:15	14	0	4	0
08:15 - 08:30	5	0	4	0
08:30 - 08:45	10	2	9	3
08:45 - 09:00	6	0	10	0
09:00 - 09:15	9	0	2	0
09:15 - 09:30	4	0	7	0
09:30 - 09:45	6	0	9	0
09:45 - 10:00	11	0	9	0
10:00 - 10:15	14	0	9	0
10:15 - 10:30	11	0	3	0
10:30 - 10:45	5	0	13	0
10:45 - 11:00	6	0	9	0
11:00 - 11:15	7	0	8	0
11:15 - 11:30	7	0	11	0
11:30 - 11:45	7	0	14	0
11:45 - 12:00	6	0	9	0
12:00 - 12:15	5	0	9	0
12:15 - 12:30	10	0	13	0
12:30 - 12:45	7	0	20	0
12:45 - 13:00	12	0	9	0
13:00 - 13:15	12	1	10	0
13:15 - 13:30	16	0	12	0
13:30 - 13:45	11	0	14	0
13:45 - 14:00	8	0	10	0
14:00 - 14:15	7	0	10	0
14:15 - 14:30	7	0	4	0
14:30 - 14:45	8	0	6	0
14:45 - 15:00	6	0	7	0
15:00 - 15:15	8	0	17	3
15:15 - 15:30	6	0	15	0
15:30 - 15:45	3	0	11	0
15:45 - 16:00	11	0	15	0
16:00 - 16:15	5	0	16	0
16:15 - 16:30	2	0	18	0
16:30 - 16:45	8	1	4	0

Advanced Transport Research	*Job Number & Name:*	21326 Epsom Hospital
Site 3 - Woodcote Green Road/Hospital Access	*Client:*	Mayer Brown
Pedestrian Counts	*Date:*	Thursday 23 May 2019

	Movement A		Movement B	
Times	Peds	Cyclists	Peds	Cyclists
16:45 - 17:00	3	2	11	0
17:00 - 17:15	4	0	3	0
17:15 - 17:30	2	0	8	0
17:30 - 17:45	1	0	3	0
17:45 - 18:00	0	0	2	0
18:00 - 18:15	0	0	7	0
18:15 - 18:30	2	0	8	0
18:30 - 18:45	6	0	2	0
18:45 - 19:00	1	0	1	0

ADVANCED TRANSPORT RESEARCH

Job Number & Name: 21326 Epsom Hospital

Site Number/Name: Site 4 - Woodcote Green Road/Hospital Access

Client: Mayer Brown

Date: 21/05/2019

Weather: Sunny, Dry

Comments: None

Advanced Transport Research		*Job Number & Name:*	21326 Epsom Hospital
Site 4 - Woodcote Green Road/Hospital Access		*Date:*	Tuesday 21 May 2019

Job Type:	Junction Count				
Co-ordinates:	51° 19'25.43"N, 0° 16'22.70"W	*Postcode:*	KT18 7DW	*Times:*	0700-1900



Advanced Transport Research	*Job Number & Name:*	21326 Epsom Hospital
Site 4 - Woodcote Green Road/Hospital Access	*Client:*	Mayer Brown
Flow Diagram	*Date:*	Tuesday 21 May 2019

Select Period 07:15

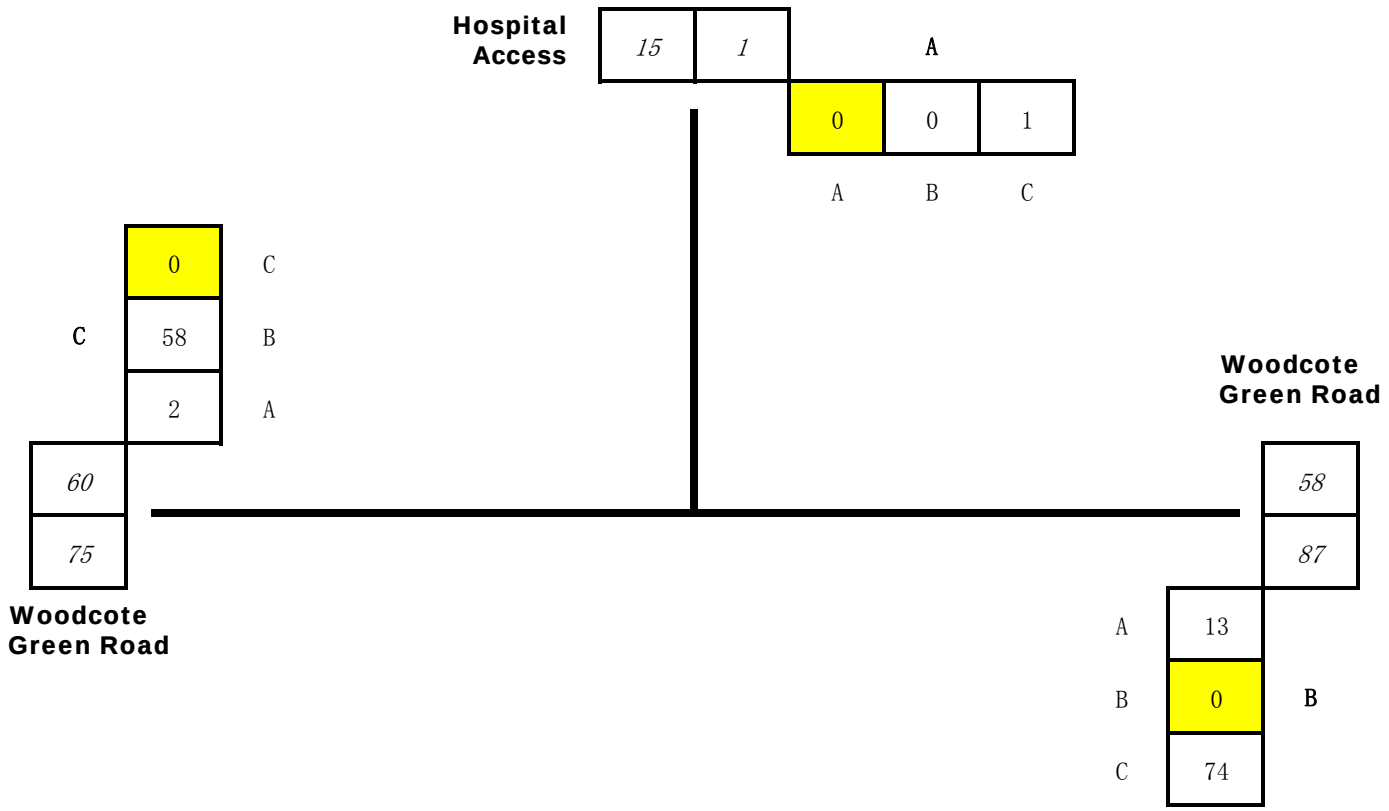

Advanced Transport Research

Site 4 - Woodcote Green Road/Hospital Access

Classified Counts

Job Number & Name: 21326 Epsom Hospital

Client: Mayer Brown

Date: Tuesday 21 May 2019

	A to A							
Times	Cars	LGV	Amb	OGV1	OGV2	PSV	M/B	Cyc
07:00 - 07:15	0	0	0	0	0	0	0	0
07:15 - 07:30	0	0	0	0	0	0	0	0
07:30 - 07:45	0	0	0	0	0	0	0	0
07:45 - 08:00	0	0	0	0	0	0	0	0
08:00 - 08:15	0	0	0	0	0	0	0	0
08:15 - 08:30	0	0	0	0	0	0	0	0
08:30 - 08:45	0	0	0	0	0	0	0	0
08:45 - 09:00	0	0	0	0	0	0	0	0
09:00 - 09:15	0	0	0	0	0	0	0	0
09:15 - 09:30	0	0	0	0	0	0	0	0
09:30 - 09:45	0	0	0	0	0	0	0	0
09:45 - 10:00	0	0	0	0	0	0	0	0
10:00 - 10:15	0	0	0	0	0	0	0	0
10:15 - 10:30	0	0	0	0	0	0	0	0
10:30 - 10:45	0	0	0	0	0	0	0	0
10:45 - 11:00	0	0	0	0	0	0	0	0
11:00 - 11:15	0	0	0	0	0	0	0	0
11:15 - 11:30	0	0	0	0	0	0	0	0
11:30 - 11:45	0	0	0	0	0	0	0	0
11:45 - 12:00	0	0	0	0	0	0	0	0
12:00 - 12:15	0	0	0	0	0	0	0	0
12:15 - 12:30	0	0	0	0	0	0	0	0
12:30 - 12:45	0	0	0	0	0	0	0	0
12:45 - 13:00	0	0	0	0	0	0	0	0
13:00 - 13:15	0	0	0	0	0	0	0	0
13:15 - 13:30	0	0	0	0	0	0	0	0
13:30 - 13:45	0	0	0	0	0	0	0	0
13:45 - 14:00	0	0	0	0	0	0	0	0
14:00 - 14:15	0	0	0	0	0	0	0	0
14:15 - 14:30	0	0	0	0	0	0	0	0
14:30 - 14:45	0	0	0	0	0	0	0	0
14:45 - 15:00	0	0	0	0	0	0	0	0
15:00 - 15:15	0	0	0	0	0	0	0	0
15:15 - 15:30	0	0	0	0	0	0	0	0
15:30 - 15:45	0	0	0	0	0	0	0	0
15:45 - 16:00	0	0	0	0	0	0	0	0
16:00 - 16:15	0	0	0	0	0	0	0	0
16:15 - 16:30	0	0	0	0	0	0	0	0
16:30 - 16:45	0	0	0	0	0	0	0	0
16:45 - 17:00	0	0	0	0	0	0	0	0
17:00 - 17:15	0	0	0	0	0	0	0	0
17:15 - 17:30	0	0	0	0	0	0	0	0
17:30 - 17:45	0	0	0	0	0	0	0	0
17:45 - 18:00	0	0	0	0	0	0	0	0
18:00 - 18:15	0	0	0	0	0	0	0	0
18:15 - 18:30	0	0	0	0	0	0	0	0
18:30 - 18:45	0	0	0	0	0	0	0	0
18:45 - 19:00	0	0	0	0	0	0	0	0

	A to B							
Times	Cars	LGV	Amb	OGV1	OGV2	PSV	M/B	Cyc
07:00 - 07:15	2	0	0	0	0	0	0	0
07:15 - 07:30	0	0	0	0	0	0	0	0
07:30 - 07:45	0	0	0	0	0	0	0	0
07:45 - 08:00	1	0	0	0	0	0	0	0
08:00 - 08:15	1	0	0	0	0	0	0	0
08:15 - 08:30	0	0	0	0	0	0	0	0
08:30 - 08:45	0	0	0	0	0	0	0	0
08:45 - 09:00	0	0	0	0	0	0	0	0
09:00 - 09:15	0	0	0	0	0	0	0	0
09:15 - 09:30	1	0	0	0	0	0	0	0
09:30 - 09:45	0	0	0	0	0	0	0	0
09:45 - 10:00	0	0	0	0	0	0	0	0
10:00 - 10:15	1	0	0	0	0	0	0	0
10:15 - 10:30	1	1	0	0	0	0	0	0
10:30 - 10:45	0	0	0	0	0	0	0	0
10:45 - 11:00	1	0	0	0	0	0	0	0
11:00 - 11:15	1	0	0	0	0	0	0	0
11:15 - 11:30	0	0	0	0	0	0	0	0
11:30 - 11:45	0	0	0	0	0	0	0	0
11:45 - 12:00	0	0	0	0	0	0	0	1
12:00 - 12:15	0	0	0	0	0	0	0	0
12:15 - 12:30	0	0	0	0	0	0	0	0
12:30 - 12:45	1	0	0	0	0	0	0	0
12:45 - 13:00	0	0	0	0	0	0	0	0
13:00 - 13:15	1	0	0	0	0	0	0	0
13:15 - 13:30	3	0	0	0	0	0	0	0
13:30 - 13:45	0	0	0	0	0	0	0	0
13:45 - 14:00	1	0	0	0	0	0	0	0
14:00 - 14:15	0	0	0	0	0	0	0	0
14:15 - 14:30	0	0	0	0	0	0	0	0
14:30 - 14:45	1	0	0	0	0	0	0	0
14:45 - 15:00	1	0	0	0	0	0	0	0
15:00 - 15:15	1	0	0	0	0	0	0	0
15:15 - 15:30	0	0	0	0	0	0	0	0
15:30 - 15:45	2	0	0	0	0	0	0	0
15:45 - 16:00	1	0	0	0	0	0	0	0
16:00 - 16:15	3	0	0	0	0	0	0	0
16:15 - 16:30	3	0	0	0	0	0	0	0
16:30 - 16:45	5	0	0	0	0	0	0	0
16:45 - 17:00	3	0	0	0	0	0	0	0
17:00 - 17:15	7	0	0	0	0	0	0	0
17:15 - 17:30	4	1	0	0	0	0	0	0
17:30 - 17:45	2	0	0	0	0	0	0	0
17:45 - 18:00	1	0	0	0	0	0	0	0
18:00 - 18:15	0	0	0	0	0	0	0	0
18:15 - 18:30	1	0	0	0	0	0	0	0
18:30 - 18:45	0	0	0	0	0	0	0	0
18:45 - 19:00	0	0	0	0	0	0	0	0

	A to C							
Times	Cars	LGV	Amb	OGV1	OGV2	PSV	M/B	Cyc
07:00 - 07:15	0	0	0	0	0	0	0	0
07:15 - 07:30	1	0	0	0	0	0	0	0
07:30 - 07:45	0	0	0	0	0	0	0	0
07:45 - 08:00	1	0	0	0	0	0	0	0
08:00 - 08:15	0	0	0	0	0	0	0	0
08:15 - 08:30	1	0	0	0	0	0	0	0
08:30 - 08:45	1	0	0	0	0	0	0	0
08:45 - 09:00	0	0	0	0	0	0	0	0
09:00 - 09:15	0	0	0	0	0	0	0	0
09:15 - 09:30	0	0	0	0	0	0	0	0
09:30 - 09:45	0	0	0	0	0	0	0	0
09:45 - 10:00	0	0	0	0	0	0	0	0
10:00 - 10:15	0	0	0	0	0	0	0	0
10:15 - 10:30	0	0	0	0	0	0	0	0
10:30 - 10:45	0	0	0	0	0	0	0	0
10:45 - 11:00	0	0	0	0	0	0	0	0
11:00 - 11:15	0	0	0	0	0	0	0	0
11:15 - 11:30	0	0	0	0	0	0	0	0
11:30 - 11:45	0	0	0	0	0	0	0	0
11:45 - 12:00	0	0	0	0	0	0	0	0
12:00 - 12:15	0	0	0	0	0	0	0	0
12:15 - 12:30	0	0	0	0	0	0	0	0
12:30 - 12:45	0	1	0	0	0	0	0	0
12:45 - 13:00	0	0	0	0	0	0	0	0
13:00 - 13:15	0	0	0	0	0	0	0	0
13:15 - 13:30	0	0	0	0	0	0	0	0
13:30 - 13:45	0	0	0	0	0	0	0	0
13:45 - 14:00	0	0	0	0	0	0	0	0
14:00 - 14:15	0	1	0	0	0	0	0	0
14:15 - 14:30	1	0	0	0	0	0	0	0
14:30 - 14:45	0	0	0	0	0	0	0	1
14:45 - 15:00	0	0	0	0	0	0	0	0
15:00 - 15:15	0	0	0	0	0	0	0	1
15:15 - 15:30	0	0	0	0	0	0	0	0
15:30 - 15:45	0	0	0	0	0	0	0	0
15:45 - 16:00	0	0	0	0	0	0	0	0
16:00 - 16:15	2	0	0	0	0	0	0	0
16:15 - 16:30	0	0	0	0	0	0	0	0
16:30 - 16:45	1	0	0	0	0	0	0	0
16:45 - 17:00	0	0	0	0	0	0	0	0
17:00 - 17:15	4	0	0	0	0	0	0	0
17:15 - 17:30	0	0	0	0	0	0	0	0
17:30 - 17:45	0	0	0	0	0	0	0	0
17:45 - 18:00	1	0	0	0	0	0	0	0
18:00 - 18:15	0	0	0	0	0	0	0	0
18:15 - 18:30	0	0	0	0	0	0	0	0
18:30 - 18:45	0	0	0	0	0	0	0	0
18:45 - 19:00	1	0	0	0	0	0	0	0

	B to A							
Times	Cars	LGV	Amb	OGV1	OGV2	PSV	M/B	Cyc
07:00 - 07:15	9	0	0	0	0	0	0	0
07:15 - 07:30	13	0	0	0	0	0	0	0
07:30 - 07:45	11	0	0	0	0	0	0	0
07:45 - 08:00	21	1	0	0	0	0	0	0
08:00 - 08:15	16	0	0	0	0	0	0	0
08:15 - 08:30	16	0	0	0	0	0	0	0
08:30 - 08:45	13	0	0	0	0	0	0	0
08:45 - 09:00	8	0	0	0	0	0	0	0
09:00 - 09:15	8	0	0	0	0	0	0	0
09:15 - 09:30	1	0	0	0	0	0	0	0
09:30 - 09:45	0	0	0	0	0	0	0	0
09:45 - 10:00	2	0	1	0	0	0	0	0
10:00 - 10:15	1	0	0	0	0	0	0	0
10:15 - 10:30	1	0	0	0	0	0	0	0
10:30 - 10:45	3	0	0	0	0	0	0	0
10:45 - 11:00	1	0	0	0	0	0	0	0
11:00 - 11:15	2	0	0	0	0	0	0	0
11:15 - 11:30	2	0	0	0	0	0	0	0
11:30 - 11:45	2	0	0	0	0	0	0	0
11:45 - 12:00	0	0	0	0	0	0	0	0
12:00 - 12:15	3	0	0	0	0	0	0	0
12:15 - 12:30	3	0	0	0	0	0	0	0
12:30 - 12:45	2	0	0	0	0	0	0	0
12:45 - 13:00	1	0	0	0	0	0	0	0
13:00 - 13:15	4	0	0	0	0	0	0	0
13:15 - 13:30	1	0	0	0	0	0	0	0
13:30 - 13:45	4	0	0	0	0	0	0	0
13:45 - 14:00	2	1	0	0	0	0	0	0
14:00 - 14:15	2	0	0	0	0	0	0	0
14:15 - 14:30	1	0	0	0	0	0	0	0
14:30 - 14:45	2	0	0	0	0	0	0	0
14:45 - 15:00	0	0	0	0	0	0	0	0
15:00 - 15:15	1	0	0	0	0	0	0	1
15:15 - 15:30	1	0	0	0	0	0	0	0
15:30 - 15:45	0	0	0	0	0	0	0	0
15:45 - 16:00	0	0	0	0	0	0	0	0
16:00 - 16:15	1	0	0	0	0	0	0	0
16:15 - 16:30	0	0	0	0	0	0	0	0
16:30 - 16:45	1	0	0	0	0	0	0	0
16:45 - 17:00	0	0	0	0	0	0	0	0
17:00 - 17:15	0	0	0	0	0	0	0	0
17:15 - 17:30	0	0	0	0	0	0	0	0
17:30 - 17:45	1	0	0	0	0	0	0	0
17:45 - 18:00	1	1	0	0	0	0	0	0
18:00 - 18:15	0	0	0	0	0	0	0	0
18:15 - 18:30	1	0	0	0	0	0	0	0
18:30 - 18:45	0	1	0	0	0	0	0	0
18:45 - 19:00	2	0	0	0	0	0	0	0

	B to B							
Times	Cars	LGV	Amb	OGV1	OGV2	PSV	M/B	Cyc
07:00 - 07:15	0	0	0	0	0	0	0	0
07:15 - 07:30	0	0	0	0	0	0	0	0
07:30 - 07:45	0	0	0	0	0	0	0	0
07:45 - 08:00	0	0	0	0	0	0	0	0
08:00 - 08:15	0	0	0	0	0	0	0	0
08:15 - 08:30	0	0	0	0	0	0	0	0
08:30 - 08:45	2	0	0	0	0	0	0	0
08:45 - 09:00	0	0	0	0	0	0	0	0
09:00 - 09:15	0	0	0	0	0	0	0	0
09:15 - 09:30	0	0	0	0	0	0	0	0
09:30 - 09:45	0	0	0	0	0	0	0	0
09:45 - 10:00	1	0	0	0	0	0	0	0
10:00 - 10:15	0	0	0	0	0	0	0	0
10:15 - 10:30	0	0	0	0	0	0	0	0
10:30 - 10:45	0	0	0	0	0	0	0	0
10:45 - 11:00	0	0	0	0	0	0	0	0
11:00 - 11:15	0	0	0	0	0	0	0	0
11:15 - 11:30	0	0	0	0	0	0	0	0
11:30 - 11:45	0	0	0	0	0	0	0	0
11:45 - 12:00	1	0	0	0	0	0	0	0
12:00 - 12:15	0	0	0	0	0	0	0	0
12:15 - 12:30	0	0	0	0	0	0	0	0
12:30 - 12:45	0	0	0	0	0	0	0	0
12:45 - 13:00	0	0	0	0	0	0	0	0
13:00 - 13:15	0	0	0	0	0	0	0	0
13:15 - 13:30	1	0	0	0	0	0	0	0
13:30 - 13:45	0	0	0	0	0	0	0	0
13:45 - 14:00	0	0	0	0	0	0	0	0
14:00 - 14:15	0	0	0	0	0	0	0	0
14:15 - 14:30	0	0	0	0	0	0	0	0
14:30 - 14:45	0	0	0	0	0	0	0	0
14:45 - 15:00	0	0	0	0	0	0	0	0
15:00 - 15:15	0	0	0	0	0	0	0	0
15:15 - 15:30	0	0	0	0	0	0	0	0
15:30 - 15:45	0	0	0	0	0	0	0	0
15:45 - 16:00	0	0	0	0	0	0	0	0
16:00 - 16:15	0	0	0	0	0	0	0	0
16:15 - 16:30	0	0	0	0	0	0	0	0
16:30 - 16:45	0	0	0	0	0	0	0	0
16:45 - 17:00	0	0	0	0	0	0	0	0
17:00 - 17:15	0	0	0	0	0	0	0	0
17:15 - 17:30	0	0	0	0	0	0	0	0
17:30 - 17:45	0	0	0	0	0	0	0	0
17:45 - 18:00	0	0	0	0	0	0	0	0
18:00 - 18:15	0	0	0	0	0	0	0	0
18:15 - 18:30	0	0	0	0	0	0	0	0
18:30 - 18:45	0	0	0	0	0	0	0	0
18:45 - 19:00	0	0	0	0	0	0	0	0

	B to C							
Times	Cars	LGV	Amb	OGV1	OGV2	PSV	M/B	Cyc
07:00 - 07:15	49	2	0	0	0	0	0	4
07:15 - 07:30	67	5	0	1	0	0	1	0
07:30 - 07:45	92	5	0	2	0	0	0	0
07:45 - 08:00	111	2	0	0	0	2	0	2
08:00 - 08:15	110	1	0	0	0	3	1	1
08:15 - 08:30	89	6	0	0	0	0	0	0
08:30 - 08:45	65	7	0	0	0	0	0	2
08:45 - 09:00	61	6	0	0	0	0	0	2
09:00 - 09:15	40	2	0	0	0	1	0	4
09:15 - 09:30	31	4	0	0	0	0	0	11
09:30 - 09:45	41	5	0	0	0	0	0	3
09:45 - 10:00	28	3	0	0	0	0	2	1
10:00 - 10:15	34	3	0	2	0	0	0	3
10:15 - 10:30	63	6	0	2	0	0	0	3
10:30 - 10:45	47	5	0	2	1	0	0	3
10:45 - 11:00	51	7	0	0	0	0	0	2
11:00 - 11:15	38	1	0	0	0	0	0	22
11:15 - 11:30	25	3	0	0	0	0	0	2
11:30 - 11:45	55	4	0	0	0	0	0	1
11:45 - 12:00	22	2	1	1	0	0	0	0
12:00 - 12:15	42	4	0	1	0	0	0	1
12:15 - 12:30	46	3	0	0	0	0	0	2
12:30 - 12:45	39	6	0	0	0	0	0	1
12:45 - 13:00	38	8	0	1	0	0	1	5
13:00 - 13:15	37	4	0	0	0	0	0	0
13:15 - 13:30	39	3	0	1	0	0	2	2
13:30 - 13:45	32	4	0	1	0	0	0	10
13:45 - 14:00	41	2	1	0	0	0	0	0
14:00 - 14:15	25	1	0	2	0	0	1	0
14:15 - 14:30	43	7	0	2	0	0	0	2
14:30 - 14:45	56	4	1	0	0	0	0	1
14:45 - 15:00	40	1	0	0	0	2	0	1
15:00 - 15:15	47	3	0	0	0	1	0	0
15:15 - 15:30	58	3	1	0	0	0	0	1
15:30 - 15:45	60	1	0	0	0	1	0	0
15:45 - 16:00	53	9	1	0	0	0	1	2
16:00 - 16:15	50	5	0	1	0	0	0	0
16:15 - 16:30	77	7	0	1	0	0	0	3
16:30 - 16:45	69	6	0	0	0	0	0	0
16:45 - 17:00	53	3	0	1	0	0	4	4
17:00 - 17:15	73	6	0	0	0	1	1	4
17:15 - 17:30	66	5	0	0	0	0	2	3
17:30 - 17:45	83	3	0	0	0	0	0	1
17:45 - 18:00	70	3	0	0	0	0	0	6
18:00 - 18:15	77	3	0	0	0	0	1	4
18:15 - 18:30	56	1	0	0	0	0	2	5
18:30 - 18:45	33	0	0	0	0	0	1	3
18:45 - 19:00	35	0	0	0	0	0	0	1

	C to A							
Times	Cars	LGV	Amb	OGV1	OGV2	PSV	M/B	Cyc
07:00 - 07:15	3	0	0	0	0	0	0	0
07:15 - 07:30	2	0	0	0	0	0	0	0
07:30 - 07:45	4	2	0	0	0	0	0	0
07:45 - 08:00	9	0	0	0	0	0	0	1
08:00 - 08:15	4	0	0	0	0	0	0	0
08:15 - 08:30	7	1	0	0	0	0	0	0
08:30 - 08:45	2	0	0	0	0	0	0	1
08:45 - 09:00	6	0	0	0	0	0	0	0
09:00 - 09:15	5	0	0	0	0	0	0	0
09:15 - 09:30	0	0	0	0	0	0	0	0
09:30 - 09:45	1	0	0	0	0	0	0	0
09:45 - 10:00	0	0	0	0	0	0	0	0
10:00 - 10:15	0	0	0	0	0	0	0	0
10:15 - 10:30	1	0	0	0	0	0	0	0
10:30 - 10:45	0	0	0	0	0	0	0	0
10:45 - 11:00	1	0	0	0	0	0	0	0
11:00 - 11:15	1	0	0	0	0	0	0	0
11:15 - 11:30	0	0	0	0	0	0	0	0
11:30 - 11:45	2	0	0	0	0	0	0	0
11:45 - 12:00	2	0	0	0	0	0	0	0
12:00 - 12:15	1	0	0	0	0	0	0	0
12:15 - 12:30	2	0	0	0	0	0	0	0
12:30 - 12:45	1	1	0	0	0	0	0	0
12:45 - 13:00	2	0	0	0	0	0	0	0
13:00 - 13:15	0	0	0	0	0	0	0	0
13:15 - 13:30	1	0	0	0	0	0	0	0
13:30 - 13:45	0	0	0	0	0	0	0	0
13:45 - 14:00	1	0	0	0	0	0	0	0
14:00 - 14:15	0	0	0	0	0	0	0	0
14:15 - 14:30	1	0	0	0	0	0	0	0
14:30 - 14:45	0	0	0	0	0	0	0	0
14:45 - 15:00	2	0	0	0	0	0	0	0
15:00 - 15:15	0	0	0	0	0	0	0	0
15:15 - 15:30	0	0	0	0	0	0	0	0
15:30 - 15:45	1	0	0	0	0	0	0	0
15:45 - 16:00	0	0	0	0	0	0	0	0
16:00 - 16:15	1	0	0	0	0	0	0	0
16:15 - 16:30	0	0	0	0	0	0	0	0
16:30 - 16:45	0	0	0	0	0	0	0	0
16:45 - 17:00	0	0	0	0	0	0	0	0
17:00 - 17:15	0	0	0	0	0	0	0	0
17:15 - 17:30	0	0	0	0	0	0	0	0
17:30 - 17:45	0	0	0	0	0	0	0	0
17:45 - 18:00	0	0	0	0	0	0	0	0
18:00 - 18:15	1	0	0	0	0	0	0	0
18:15 - 18:30	0	0	0	0	0	0	0	0
18:

Advanced Transport Research

Site 4 - Woodcote Green Road/Hospital Access

PCU Values

Job Number & Name: 21326 Epsom Hospital

Client: Mayer Brown

Date: Tuesday 21 May 2019

Time	A to A								A to B								A to C								B to A								B to B							
	Cars	LGV	Amb	OGV1	OGV2	PSV	M/B	Cyc	Cars	LGV	Amb	OGV1	OGV2	PSV	M/B	Cyc	Cars	LGV	Amb	OGV1	OGV2	PSV	M/B	Cyc	Cars	LGV	Amb	OGV1	OGV2	PSV	M/B	Cyc	Cars	LGV	Amb	OGV1	OGV2	PSV	M/B	Cyc
0000 - 0005	0.0	0.0	0.0	0.0	0.0	0.0	0.0	0.0	2.0	0.0	0.0	0.0	0.0	0.0	0.0	0.0	0.0	0.0	0.0	0.0	0.0	0.0	0.0	0.0	9.0	0.0	0.0	0.0	0.0	0.0	0.0	0.0	0.0	0.0	0.0	0.0	0.0	0.0	0.0	0.0
0005 - 0010	0.0	0.0	0.0	0.0	0.0	0.0	0.0	0.0	0.0	0.0	0.0	0.0	0.0	0.0	0.0	0.0	1.0	0.0	0.0	0.0	0.0	0.0	0.0	0.0	13.0	0.0	0.0	0.0	0.0	0.0	0.0	0.0	0.0	0.0	0.0	0.0	0.0	0.0	0.0	0.0
0010 - 0015	0.0	0.0	0.0	0.0	0.0	0.0	0.0	0.0	0.0	0.0	0.0	0.0	0.0	0.0	0.0	0.0	0.0	0.0	0.0	0.0	0.0	0.0	0.0	0.0	11.0	0.0	0.0	0.0	0.0	0.0	0.0	0.0	0.0	0.0	0.0	0.0	0.0	0.0	0.0	0.0
0015 - 0020	0.0	0.0	0.0	0.0	0.0	0.0	0.0	0.0	1.0	0.0	0.0	0.0	0.0	0.0	0.0	0.0	1.0	0.0	0.0	0.0	0.0	0.0	0.0	0.0	21.0	1.0	0.0	0.0	0.0	0.0	0.0	0.0	0.0	0.0	0.0	0.0	0.0	0.0	0.0	0.0
0020 - 0025	0.0	0.0	0.0	0.0	0.0	0.0	0.0	0.0	1.0	0.0	0.0	0.0	0.0	0.0	0.0	0.0	0.0	0.0	0.0	0.0	0.0	0.0	0.0	0.0	16.0	0.0	0.0	0.0	0.0	0.0	0.0	0.0	0.0	0.0	0.0	0.0	0.0	0.0	0.0	0.0
0025 - 0030	0.0	0.0	0.0	0.0	0.0	0.0	0.0	0.0	1.0	0.0	0.0	0.0	0.0	0.0	0.0	0.0	0.0	0.0	0.0	0.0	0.0	0.0	0.0	0.0	16.0	0.0	0.0	0.0	0.0	0.0	0.0	0.0	0.0	0.0	0.0	0.0	0.0	0.0	0.0	0.0
0030 - 0035	0.0	0.0	0.0	0.0	0.0	0.0	0.0	0.0	0.0	0.0	0.0	0.0	0.0	0.0	0.0	0.0	0.0	0.0	0.0	0.0	0.0	0.0	0.0	0.0	13.0	0.0	0.0	0.0	0.0	0.0	0.0	0.0	0.0	0.0	0.0	0.0	0.0	0.0	0.0	0.0
0035 - 0040	0.0	0.0	0.0	0.0	0.0	0.0	0.0	0.0	0.0	0.0	0.0	0.0	0.0	0.0	0.0	0.0	0.0	0.0	0.0	0.0	0.0	0.0	0.0	0.0	8.0	0.0	0.0	0.0	0.0	0.0	0.0	0.0	0.0	0.0	0.0	0.0	0.0	0.0	0.0	0.0
0040 - 0045	0.0	0.0	0.0	0.0	0.0	0.0	0.0	0.0	1.0	0.0	0.0	0.0	0.0	0.0	0.0	0.0	0.0	0.0	0.0	0.0	0.0	0.0	0.0	0.0	1.0	0.0	0.0	0.0	0.0	0.0	0.0	0.0	1.0	0.0	0.0	0.0	0.0	0.0	0.0	0.0
0045 - 0050	0.0	0.0	0.0	0.0	0.0	0.0	0.0	0.0	0.0	0.0	0.0	0.0	0.0	0.0	0.0	0.0	0.0	0.0	0.0	0.0	0.0	0.0	0.0	0.0	0.0	0.0	0.0	0.0	0.0	0.0	0.0	0.0	0.0	0.0	0.0	0.0	0.0	0.0	0.0	0.0
0050 - 0055	0.0	0.0	0.0	0.0	0.0	0.0	0.0	0.0	1.0	0.0	0.0	0.0	0.0	0.0	0.0	0.0	0.0	0.0	0.0	0.0	0.0	0.0	0.0	0.0	0.0	0.0	0.0	0.0	0.0	0.0	0.0	0.0	0.0	0.0	0.0	0.0	0.0	0.0	0.0	0.0
0055 - 0100	0.0	0.0	0.0	0.0	0.0	0.0	0.0	0.0	0.0	0.0	0.0	0.0	0.0	0.0	0.0	0.0	0.0	0.0	0.0	0.0	0.0	0.0	0.0	0.0	0.0	0.0	0.0	0.0	0.0	0.0	0.0	0.0	0.0	0.0	0.0	0.0	0.0	0.0	0.0	0.0
0100 - 0105	0.0	0.0	0.0	0.0	0.0	0.0	0.0	0.0	1.0	0.0	0.0	0.0	0.0	0.0	0.0	0.0	0.0	0.0	0.0	0.0	0.0	0.0	0.0	0.0	0.0	0.0	0.0	0.0	0.0	0.0	0.0	0.0	0.0	0.0	0.0	0.0	0.0	0.0	0.0	0.0
0105 - 0110	0.0	0.0	0.0	0.0	0.0	0.0	0.0	0.0	1.0	0.0	0.0	0.0	0.0	0.0	0.0	0.0	0.0	0.0	0.0	0.0	0.0	0.0	0.0	0.0	0.0	0.0	0.0	0.0	0.0	0.0	0.0	0.0	0.0	0.0	0.0	0.0	0.0	0.0	0.0	0.0
0110 - 0115	0.0	0.0	0.0	0.0	0.0	0.0	0.0	0.0	1.0	0.0	0.0	0.0	0.0	0.0	0.0	0.0	0.0	0.0	0.0	0.0	0.0	0.0	0.0	0.0	0.0	0.0	0.0	0.0	0.0	0.0	0.0	0.0	0.0	0.0	0.0	0.0	0.0	0.0	0.0	0.0
0115 - 0120	0.0	0.0	0.0	0.0	0.0	0.0	0.0	0.0	1.0	0.0	0.0	0.0	0.0	0.0	0.0	0.0	0.0	0.0	0.0	0.0	0.0	0.0	0.0	0.0	0.0	0.0	0.0	0.0	0.0	0.0	0.0	0.0	0.0	0.0	0.0	0.0	0.0	0.0	0.0	0.0
0120 - 0125	0.0	0.0	0.0	0.0	0.0	0.0	0.0	0.0	1.0	0.0	0.0	0.0	0.0	0.0	0.0	0.0	0.0	0.0	0.0	0.0	0.0	0.0	0.0	0.0	0.0	0.0	0.0	0.0	0.0	0.0	0.0	0.0	0.0	0.0	0.0	0.0	0.0	0.0	0.0	0.0
0125 - 0130	0.0	0.0	0.0	0.0	0.0	0.0	0.0	0.0	1.0	0.0	0.0	0.0	0.0	0.0	0.0	0.0	0.0	0.0	0.0	0.0	0.0	0.0	0.0	0.0	0.0	0.0	0.0	0.0	0.0	0.0	0.0	0.0	0.0	0.0	0.0	0.0	0.0	0.0	0.0	0.0
0130 - 0135	0.0	0.0	0.0	0.0	0.0	0.0	0.0	0.0	1.0	0.0	0.0	0.0	0.0	0.0	0.0	0.0	0.0	0.0	0.0	0.0	0.0	0.0	0.0	0.0	0.0	0.0	0.0	0.0	0.0	0.0	0.0	0.0	0.0	0.0	0.0	0.0	0.0	0.0	0.0	0.0
0135 - 0140	0.0	0.0	0.0	0.0	0.0	0.0	0.0	0.0	1.0	0.0	0.0	0.0	0.0	0.0	0.0	0.0	0.0	0.0	0.0	0.0	0.0	0.0	0.0	0.0	0.0	0.0	0.0	0.0	0.0	0.0	0.0	0.0	0.0	0.0	0.0	0.0	0.0	0.0	0.0	0.0
0140 - 0145	0.0	0.0	0.0	0.0	0.0	0.0	0.0	0.0	1.0	0.0	0.0	0.0	0.0	0.0	0.0	0.0	0.0	0.0	0.0	0.0	0.0	0.0	0.0	0.0	0.0	0.0	0.0	0.0	0.0	0.0	0.0	0.0	0.0	0.0	0.0	0.0	0.0	0.0	0.0	0.0
0145 - 0150	0.0	0.0	0.0	0.0	0.0	0.0	0.0	0.0	1.0	0.0	0.0	0.0	0.0	0.0	0.0	0.0	0.0	0.0	0.0	0.0	0.0	0.0	0.0	0.0	0.0	0.0	0.0	0.0	0.0	0.0	0.0	0.0	0.0	0.0	0.0	0.0	0.0	0.0	0.0	0.0
0150 - 0155	0.0	0.0	0.0	0.0	0.0	0.0	0.0	0.0	1.0	0.0	0.0	0.0	0.0	0.0	0.0	0.0	0.0	0.0	0.0	0.0	0.0	0.0	0.0	0.0	0.0	0.0	0.0	0.0	0.0	0.0	0.0	0.0	0.0	0.0	0.0	0.0	0.0	0.0	0.0	0.0
0155 - 0200	0.0	0.0	0.0	0.0	0.0	0.0	0.0	0.0	1.0	0.0	0.0	0.0	0.0	0.0	0.0	0.0	0.0	0.0	0.0	0.0	0.0	0.0	0.0	0.0	0.0	0.0	0.0	0.0	0.0	0.0	0.0	0.0	0.0	0.0	0.0	0.0	0.0	0.0	0.0	0.0
0200 - 0205	0.0	0.0	0.0	0.0	0.0	0.0	0.0	0.0	1.0	0.0	0.0	0.0	0.0	0.0	0.0	0.0	0.0	0.0	0.0	0.0	0.0	0.0	0.0	0.0	0.0	0.0	0.0	0.0	0.0	0.0	0.0	0.0	0.0	0.0	0.0	0.0	0.0	0.0	0.0	0.0
0205 - 0210	0.0	0.0	0.0	0.0	0.0	0.0	0.0	0.0	1.0	0.0	0.0	0.0	0.0	0.0	0.0	0.0	0.0	0.0	0.0	0.0	0.0	0.0	0.0	0.0	0.0	0.0	0.0	0.0	0.0	0.0	0.0	0.0	0.0	0.0	0.0	0.0	0.0	0.0	0.0	0.0
0210 - 0215	0.0	0.0	0.0	0.0	0.0	0.0	0.0	0.0	1.0	0.0	0.0	0.0	0.0	0.0	0.0	0.0	0.0	0.0	0.0	0.0	0.0	0.0	0.0	0.0	0.0	0.0	0.0	0.0	0.0	0.0	0.0	0.0	0.0	0.0	0.0	0.0	0.0	0.0	0.0	0.0
0215 - 0220	0.0	0.0	0.0	0.0	0.0	0.0	0.0	0.0	1.0	0.0	0.0	0.0	0.0	0.0	0.0	0.0	0.0	0.0	0.0	0.0	0.0	0.0	0.0	0.0	0.0	0.0	0.0	0.0	0.0	0.0	0.0	0.0	0.0	0.0	0.0	0.0	0.0	0.0	0.0	0.0
0220 - 0225	0.0	0.0	0.0	0.0	0.0	0.0	0.0	0.0	1.0	0.0	0.0	0.0	0.0	0.0	0.0	0.0	0.0	0.0	0.0	0.0	0.0	0.0	0.0	0.0	0.0	0.0	0.0	0.0	0.0	0.0	0.0	0.0	0.0	0.0	0.0	0.0	0.0	0.0	0.0	0.0
0225 - 0230	0.0	0.0	0.0	0.0	0.0	0.0	0.0	0.0	1.0	0.0	0.0	0.0	0.0	0.0	0.0	0.0	0.0	0.0	0.0	0.0	0.0	0.0	0.0	0.0	0.0	0.0	0.0	0.0	0.0	0.0	0.0	0.0	0.0	0.0	0.0	0.0	0.0	0.0	0.0	0.0
0230 - 0235	0.0	0.0	0.0	0.0	0.0	0.0	0.0	0.0	1.0	0.0	0.0	0.0	0.0	0.0	0.0	0.0	0.0	0.0	0.0	0.0	0.0	0.0	0.0	0.0	0.0	0.0	0.0	0.0	0.0	0.0	0.0	0.0	0.0	0.0	0.0	0.0	0.0	0.0	0.0	0.0
0235 - 0240	0.0	0.0	0.0	0.0	0.0	0.0	0.0	0.0	1.0	0.0	0.0	0.0	0.0	0.0	0.0	0.0	0.0	0.0	0.0	0.0	0.0	0.0	0.0	0.0	0.0	0.0	0.0	0.0	0.0	0.0	0.0	0.0	0.0	0.0	0.0	0.0	0.0	0.0	0.0	0.0
0240 - 0245	0.0	0.0	0.0	0.0	0.0	0.0	0.0	0.0	1.0	0.0	0.0	0.0	0.0	0.0	0.0	0.0	0.0	0.0	0.0	0.0	0.0	0.0	0.0	0.0	0.0	0.0	0.0	0.0	0.0	0.0	0.0	0.0	0.0	0.0	0.0	0.0	0.0	0.0	0.0	0.0
0245 - 0250	0.0	0.0	0.0	0.0	0.0	0.0	0.0	0.0	1.0	0.0	0.0	0.0	0.0	0.0	0.0	0.0	0.0	0.0	0.0	0.0	0.0	0.0	0.0	0.0	0.0	0.0	0.0	0.0	0.0	0.0	0.0	0.0	0.0	0.0	0.0	0.0	0.0	0.0	0.0	0.0
0250 - 0255	0.0	0.0	0.0	0.0	0.0	0.0	0.0	0.0	1.0	0.0	0.0	0.0	0.0	0.0	0.0	0.0	0.0	0.0	0.0	0.0	0.0	0.0	0.0	0.0	0.0	0.0	0.0	0.0	0.0	0.0	0.0	0.0	0.0	0.0	0.0	0.0	0.0	0.0	0.0	0.0
0255 - 0300	0.0	0.0	0.0	0.0	0.0	0.0	0.0	0.0	1.0	0.0	0.0	0.0	0.0	0.0	0.0	0.0	0.0	0.0	0.0	0.0	0.0	0.0	0.0	0.0	0.0	0.0	0.0	0.0	0.0	0.0	0.0	0.0	0.0	0.0	0.0	0.0	0.0	0.0	0.0	0.0
0300 - 0305	0.0	0.0	0.0	0.0	0.0	0.0	0.0	0.0	1.0	0.0	0.0	0.0	0.0	0.0	0.0	0.0	0.0	0.0	0.0	0.0	0.0	0.0	0.0	0.0	0.0	0.0	0.0	0.0	0.0	0.0	0.0	0.0	0.0	0.0	0.0	0.0	0.0	0.0	0.0	0.0
0305 - 0310	0.0	0.0	0.0	0.0	0.0	0.0	0.0	0.0	1.0	0.0	0.0	0.0	0.0	0.0	0.0	0.0	0.0	0.0	0.0	0.0	0.0	0.0	0.0	0.0	0.0	0.0	0.0	0.0	0.0	0.0	0.0	0.0	0.0	0.0	0.0	0.0	0.0	0.0	0.0	0.0
0310 - 0315	0.0	0.0	0.0	0.0	0.0	0.0	0.0	0.0	1.0	0.0	0.0	0.0	0.0	0.0	0.0	0.0	0.0	0.0	0.0	0.0	0.0	0.0	0.0	0.0	0.0	0.0	0.0	0.0	0.0	0.0	0.0	0.0	0.0	0.0	0.0	0.0	0.0	0.0	0.0	0.0
0315 - 0320	0.0	0.0	0.0	0.0	0.0	0.0	0.0	0.0	1.0	0.0	0.0	0.0	0.0	0.0	0.0	0.0	0.0	0.0	0.0	0.0	0.0	0.0	0.0	0.0	0.0	0.0	0.0	0.0	0.0	0.0	0.0	0.0	0.0	0.0	0.0	0.0	0.0	0.0	0.0	0.0
0320 - 0325	0.0	0.0	0.0	0.0	0.0	0.0	0.0	0.0	1.0	0.0	0.0	0.0	0.0	0.0	0.0	0.0	0.0	0.0	0.0	0.0	0.0	0.0	0.0	0.0	0.0	0.0	0.0	0.0	0.0	0.0	0.0	0.0	0.0	0.0	0.0	0.0	0.0	0.0	0.0	0.0
0325 - 0330	0.0	0.0	0.0	0.0	0.0	0.0	0.0	0.0	1.0	0.0	0.0	0.0	0.0	0.0	0.0	0.0	0.0	0.0	0.0	0.0	0.0	0.0	0.0	0.0	0.0	0.0	0.0	0.0	0.0	0.0	0.0	0.0	0.0	0.0	0.0	0.0	0.0	0.0	0.0	0.0
0330 - 0335	0.0	0.0	0.0	0.0	0.0	0.0	0.0	0.0	1.0	0.0	0.0	0.0	0.0	0.0	0.0	0.0	0.0	0.0	0.0	0.0	0.0	0.0	0.0	0.0	0.0	0.0	0.0	0.0	0.0	0.0	0.0	0.0	0.0	0.0	0.0	0.0	0.0	0.0	0.0	0.0
0335 - 0340	0.0	0.0	0.0	0.0	0.0	0.0	0.0	0.0	1.0	0.0	0.0	0.0	0.0	0.0	0.0	0.0	0.0	0.0	0.0	0.0	0.0	0.0	0.0	0.0	0.0	0.0	0.0	0.0	0.0	0.0	0.0	0.0	0.0	0.0	0.0	0.0	0.0	0.0	0.0	0.0
0340 - 0345	0.0	0.0	0.0	0.0	0.0	0.0	0.0	0.0	1.0	0.0	0.0	0.0	0.0	0.0	0.0	0.0	0.0	0.0	0.0	0.0	0.0	0.0	0.0	0.0	0.0	0.0	0.0	0.0	0.0	0.0	0.0	0.0	0.0	0.0	0.0	0.0	0.0	0.0	0.0	0.0
0345 - 0350	0.0	0.0	0.0	0.0	0.0	0.0	0.0	0.0	1.0	0.0	0.0	0.0	0.0	0.0	0.0	0.0	0.0	0.0	0.0	0.0	0.0	0.0	0.0	0.0	0.0	0.0	0.0	0.0	0.0	0.0	0.0	0.0	0.0	0.0	0.0	0.0	0.0	0.0	0.0	0.0
0350 - 0355	0.0	0.0	0.0	0.0	0.0	0.0	0.0	0.0	1.0	0.0	0.0	0.0	0.0	0.0	0.0	0.0	0.0	0.0	0.0	0.0	0.0	0.0	0.0	0.0	0.0	0.0	0.0	0.0	0.0	0.0	0.0	0.0	0.0	0.0	0.0	0.0	0.0	0.0	0.0	0.0
0355 - 0400	0.0	0.0	0.0	0.0	0.0	0.0	0.0	0.0	1.0	0.0	0.0	0.0	0.0	0.0	0.0	0.0	0.0	0.0	0.0	0.0	0.0	0.0	0.0	0.0	0.0	0.0	0.0	0.0	0.0	0.0	0.0	0.0	0.0	0.0	0.0	0.0	0.0	0.0	0.0	0.0
0400 - 0405	0.0	0.0	0.0	0.0	0.0	0.0	0.0	0.0	1.0	0.0	0.0	0.0	0.0	0.0	0.0	0.0	0.0	0.0	0.0	0.0	0.0	0.0	0.0	0.0	0.0	0.0	0.0	0.0	0.0	0.0	0.0	0.0	0.0	0.0	0.0	0.0	0.0	0.0	0.0	0.0
0405 - 0410	0.0	0.0	0.0	0.0	0.0	0.0	0.0	0.0	1.0	0.0	0.0	0.0	0.0	0.0	0.0	0.0	0.0	0.0	0.0	0.0	0.0	0.0	0.0	0.0	0.0	0.0	0.0	0.0	0.0	0.0	0.0	0.0	0.0	0.0	0.0	0.0	0.0	0.0	0.0	0.0
0410 - 0415	0.0	0.0	0.0	0.0	0.0	0.0	0.0	0.0	1.0	0.0	0.0	0.0	0.0	0.0	0.0	0.0	0.0	0.0	0.0	0.0	0.0	0.0	0.0	0.0	0.0	0.0	0.0	0.0	0.0	0.0	0.0	0.0	0.0	0.0	0.0	0.0	0.0	0.0	0.0	0.0
0415 - 0420	0.0	0.0	0.0	0.0	0.0	0.0	0.0	0.0	1.0	0.0	0.0	0.0	0.0	0.0	0.0	0.0	0.0	0.0	0.0	0.0	0.0	0.0	0.0	0.0	0.0	0.0	0.0	0.0	0.0	0.0	0.0	0.0	0.0	0.0	0.0	0.0	0.0	0.0	0.0	0.0
0420 - 0425	0.0	0.0	0.0	0.0	0.0	0.0	0.0	0.0	1.0	0.0	0.0	0.0	0.0	0.0	0.0	0.0	0.0	0.0	0.0	0.0	0.0	0.0	0.0	0.0	0.0	0.0	0.0	0.0	0.0	0.0	0.0	0.0	0.0	0.0	0.0	0.0	0.0	0.0	0.0	0.0
0425 - 0430	0.0	0.0	0.0	0.0	0.0	0.0	0.0	0.0	1.0	0.0	0.0	0.0	0.0	0.0	0.0	0.0	0.0	0.0	0.0	0.0	0.0	0.0	0.0	0.0	0.0	0.0	0.0	0.0	0.0	0.0	0.0	0.0	0.0	0.0	0.0	0.0	0.0	0.0	0.0	0.0
0430 - 0435	0.0	0.0	0.0	0.0	0.0	0.0	0.0	0.0	1.0	0.0	0.0	0.0	0.0	0.0	0.0	0.0	0.0	0.0	0.0	0.0	0.0	0.0	0.0	0.0	0.0	0.0	0.0	0.0	0.0	0.0	0.0	0.0	0.0	0.0	0.0	0.0	0.0	0.0	0.0	0.0
0435 - 0440	0.0	0.0	0.0	0.0	0.0	0.0	0.0	0.0	1.0	0.0	0.0	0.0	0.0	0.0	0.0	0.0	0.0	0.0	0.0	0.0	0.0	0.0	0.0	0.0	0.0	0.0	0.0	0.0	0.0	0.0	0.0	0.0	0.0	0.0	0.0	0.0	0.0	0.0	0.0	0.0
0440 - 0445	0.0	0.0	0.0	0.0	0.0	0.0	0.0	0.0	1.0	0.0	0.0	0.0	0.0	0.0	0.0	0.0	0.0	0.0	0.0	0.0	0.0	0.0	0.0	0.0	0.0	0.0	0.0	0.0	0.0	0.0	0.0	0.0	0.0	0.0	0.0	0.0	0.0	0.0	0.0	0.0
0445 - 0450	0.0	0.0	0.0	0.0	0.0	0.0	0.0	0.0	1.0	0.0	0.0	0.0	0.0	0.0	0.0	0.0	0.0	0.0	0.0	0.0	0.0	0.0	0.0	0.0	0.0	0.0	0.0	0.0	0.0	0.0	0.0	0.0	0.0	0.0	0.0	0.0	0.0	0.0	0.0	0.0
0450 - 0455	0.0	0.0	0.0	0.0	0.0	0.0	0.0	0.0	1.0	0.0	0.0	0.0	0.0	0.0	0.0	0.0	0.0	0.0	0.0	0.0	0.0	0.0	0.0	0.0	0.0	0.0	0.0	0.0	0.0	0.0	0.0	0.0	0.0	0.0	0.0	0.0	0.0	0.0	0.0	0.0
0455 - 0500	0.0	0.0	0.0	0.0	0.0	0.0	0.0	0.0	1.0	0.0	0.0	0.0	0.0	0.0	0.0	0.0	0.0	0.0	0.0	0.0	0.0	0.0	0.0	0.0	0.0	0.0	0.0	0.0	0.0	0.0	0.0	0.0	0.0	0.0	0.0	0.0	0.0	0.0	0.0	0.0
0500 - 0505	0.0	0.0	0.0	0.0	0.0	0.0	0.0	0.0	1.0	0.0	0.0	0.0	0.0	0.0	0.0	0.0	0.0	0.0	0.0	0.0	0.0	0.0	0.0	0.0	0.0	0.0	0.0	0.0	0.0	0.0	0.0	0.0	0.0	0.0	0.0	0.0	0.0	0.0	0.0	0.0
0505 - 0510	0.0	0.0	0.0	0.0	0.0	0.0	0.0	0.0	1.0	0.0	0.0	0.0	0.0	0.0	0.0	0.0	0.0	0.0	0.0	0.0	0.0	0.0	0.0	0.0	0.0	0.0	0.0	0.0	0.0	0.0	0.0

ADVANCED TRANSPORT RESEARCH

Job Number & Name: 21326 Epsom Hospital

Site Number/Name: Site 4 - Woodcote Green Road/Hospital Access

Client: Mayer Brown

Date: 22/05/2019

Weather: Sunny, Dry

Comments: None

Advanced Transport Research		*Job Number & Name:*	21326 Epsom Hospital
Site 4 - Woodcote Green Road/Hospital Access		*Date:*	Wednesday 22 May 2019

Job Type:	Junction Count				
Co-ordinates:	51° 19'25.43"N, 0° 16'22.70"W	*Postcode:*	KT18 7DW	*Times:*	0700-1900



Advanced Transport Research	*Job Number & Name:*	21326 Epsom Hospital
Site 4 - Woodcote Green Road/Hospital Access	*Client:*	Mayer Brown
Flow Diagram	*Date:*	Wednesday 22 May 2019

Select Period 07:15

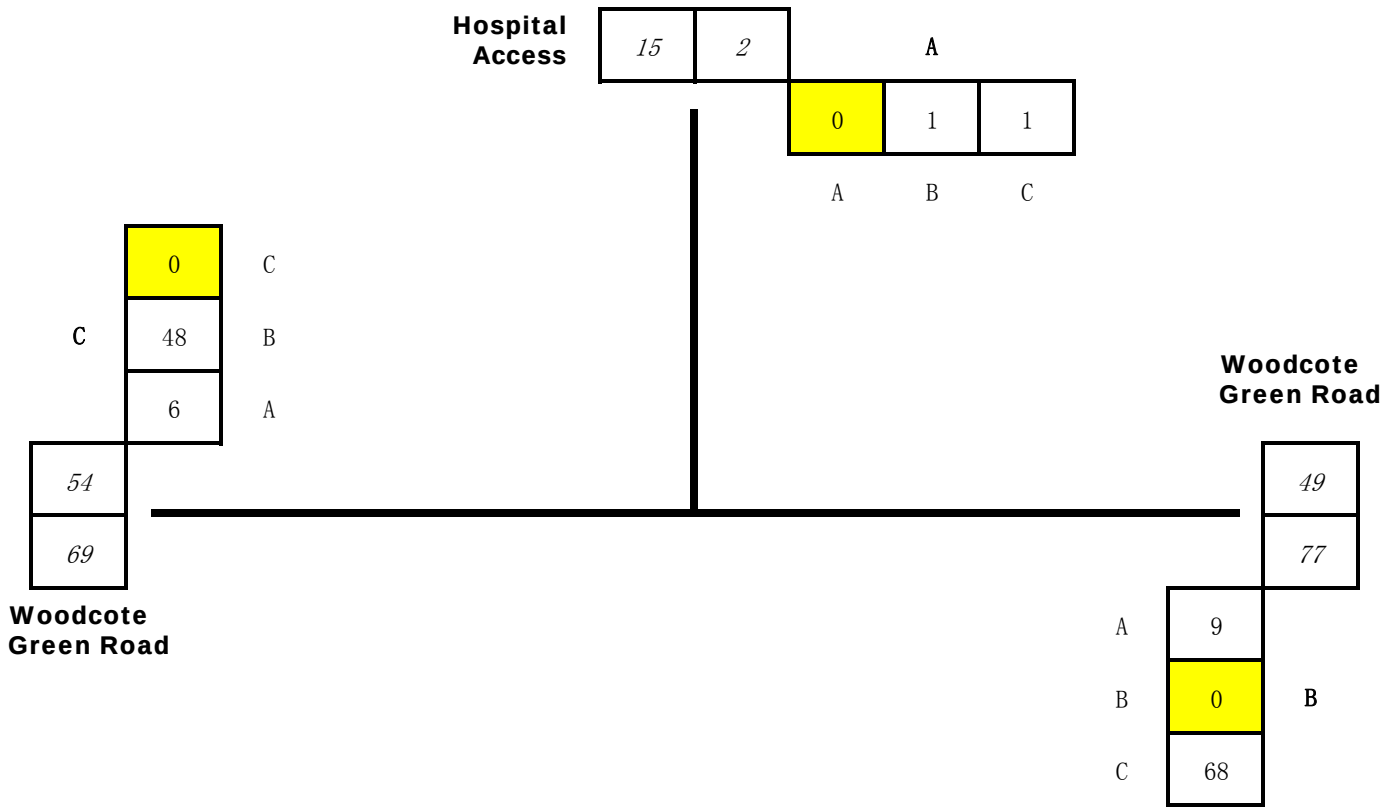

Advanced Transport Research

Site 4 - Woodcote Green Road/Hospital Access

Classified Counts

Job Number & Name: 21326 Epsom Hospital

Client: Mayer Brown

Date: Wednesday 22 May 2019

	A to A							
Times	Cars	LGV	Amb	OGV1	OGV2	PSV	M/B	Cyc
07:00 - 07:15	0	0	0	0	0	0	0	0
07:15 - 07:30	0	0	0	0	0	0	0	0
07:30 - 07:45	0	0	0	0	0	0	0	0
07:45 - 08:00	0	0	0	0	0	0	0	0
08:00 - 08:15	0	0	0	0	0	0	0	0
08:15 - 08:30	0	0	0	0	0	0	0	0
08:30 - 08:45	0	0	0	0	0	0	0	0
08:45 - 09:00	0	0	0	0	0	0	0	0
09:00 - 09:15	0	0	0	0	0	0	0	0
09:15 - 09:30	0	0	0	0	0	0	0	0
09:30 - 09:45	0	0	0	0	0	0	0	0
09:45 - 10:00	0	0	0	0	0	0	0	0
10:00 - 10:15	0	0	0	0	0	0	0	0
10:15 - 10:30	0	0	0	0	0	0	0	0
10:30 - 10:45	0	0	0	0	0	0	0	0
10:45 - 11:00	0	0	0	0	0	0	0	0
11:00 - 11:15	0	0	0	0	0	0	0	0
11:15 - 11:30	0	0	0	0	0	0	0	0
11:30 - 11:45	0	0	0	0	0	0	0	0
11:45 - 12:00	0	0	0	0	0	0	0	0
12:00 - 12:15	0	0	0	0	0	0	0	0
12:15 - 12:30	0	0	0	0	0	0	0	0
12:30 - 12:45	0	0	0	0	0	0	0	0
12:45 - 13:00	0	0	0	0	0	0	0	0
13:00 - 13:15	0	0	0	0	0	0	0	0
13:15 - 13:30	0	0	0	0	0	0	0	0
13:30 - 13:45	0	0	0	0	0	0	0	0
13:45 - 14:00	0	0	0	0	0	0	0	0
14:00 - 14:15	0	0	0	0	0	0	0	0
14:15 - 14:30	0	0	0	0	0	0	0	0
14:30 - 14:45	0	0	0	0	0	0	0	0
14:45 - 15:00	0	0	0	0	0	0	0	0
15:00 - 15:15	0	0	0	0	0	0	0	0
15:15 - 15:30	0	0	0	0	0	0	0	0
15:30 - 15:45	0	0	0	0	0	0	0	0
15:45 - 16:00	0	0	0	0	0	0	0	0
16:00 - 16:15	0	0	0	0	0	0	0	0
16:15 - 16:30	0	0	0	0	0	0	0	0
16:30 - 16:45	0	0	0	0	0	0	0	0
16:45 - 17:00	0	0	0	0	0	0	0	0
17:00 - 17:15	0	0	0	0	0	0	0	0
17:15 - 17:30	0	0	0	0	0	0	0	0
17:30 - 17:45	0	0	0	0	0	0	0	0
17:45 - 18:00	0	0	0	0	0	0	0	0
18:00 - 18:15	0	0	0	0	0	0	0	0
18:15 - 18:30	0	0	0	0	0	0	0	0
18:30 - 18:45	0	0	0	0	0	0	0	0
18:45 - 19:00	0	0	0	0	0	0	0	0

	A to B							
Times	Cars	LGV	Amb	OGV1	OGV2	PSV	M/B	Cyc
07:00 - 07:15	0	0	0	0	0	0	0	0
07:15 - 07:30	1	0	0	0	0	0	0	0
07:30 - 07:45	0	0	0	0	0	0	0	0
07:45 - 08:00	1	0	0	0	0	0	0	0
08:00 - 08:15	1	0	0	0	0	0	0	0
08:15 - 08:30	0	0	0	0	0	0	0	0
08:30 - 08:45	1	0	0	0	0	0	0	0
08:45 - 09:00	1	0	0	0	0	0	0	0
09:00 - 09:15	0	0	0	0	0	0	0	0
09:15 - 09:30	1	0	0	0	0	0	0	0
09:30 - 09:45	0	0	0	0	0	0	0	1
09:45 - 10:00	0	0	0	0	0	0	0	0
10:00 - 10:15	0	0	0	1	0	0	0	0
10:15 - 10:30	0	0	0	0	0	0	0	0
10:30 - 10:45	0	0	0	0	0	0	0	0
10:45 - 11:00	0	1	0	0	0	0	0	0
11:00 - 11:15	0	0	0	0	0	0	0	0
11:15 - 11:30	0	0	0	0	0	0	0	0
11:30 - 11:45	0	0	0	0	0	0	0	0
11:45 - 12:00	0	0	0	0	0	0	0	0
12:00 - 12:15	0	0	0	0	0	0	0	0
12:15 - 12:30	1	0	0	0	0	0	0	0
12:30 - 12:45	0	0	0	0	0	0	0	0
12:45 - 13:00	0	1	0	0	0	0	0	0
13:00 - 13:15	2	0	0	0	0	0	0	0
13:15 - 13:30	1	0	0	0	0	0	0	0
13:30 - 13:45	0	0	0	0	0	0	0	0
13:45 - 14:00	1	0	0	0	0	0	0	0
14:00 - 14:15	0	0	0	0	0	0	0	0
14:15 - 14:30	0	0	0	0	0	0	0	0
14:30 - 14:45	0	0	0	0	0	0	0	0
14:45 - 15:00	0	0	0	0	0	0	0	0
15:00 - 15:15	1	0	0	0	0	0	0	0
15:15 - 15:30	1	0	0	0	0	0	0	0
15:30 - 15:45	1	0	0	0	0	0	0	0
15:45 - 16:00	1	0	0	0	0	0	0	0
16:00 - 16:15	7	0	0	0	0	0	0	0
16:15 - 16:30	5	0	0	0	0	0	0	0
16:30 - 16:45	3	0	0	0	0	0	0	0
16:45 - 17:00	1	0	0	0	0	0	0	0
17:00 - 17:15	3	1	0	0	0	0	0	0
17:15 - 17:30	2	0	0	0	0	0	0	0
17:30 - 17:45	1	0	0	0	0	0	0	0
17:45 - 18:00	1	0	0	0	0	0	0	0
18:00 - 18:15	0	0	0	0	0	0	0	0
18:15 - 18:30	2	0	0	0	0	0	0	0
18:30 - 18:45	0	0	0	0	0	0	0	0
18:45 - 19:00	1	0	0	0	0	0	0	0

	A to C							
Times	Cars	LGV	Amb	OGV1	OGV2	PSV	M/B	Cyc
07:00 - 07:15	0	0	0	0	0	0	0	0
07:15 - 07:30	1	0	0	0	0	0	0	0
07:30 - 07:45	1	0	0	0	0	0	0	0
07:45 - 08:00	0	0	0	0	0	0	0	0
08:00 - 08:15	0	0	0	0	0	0	0	0
08:15 - 08:30	0	0	0	0	0	0	0	0
08:30 - 08:45	0	0	0	0	0	0	0	0
08:45 - 09:00	1	0	0	0	0	0	0	0
09:00 - 09:15	0	0	0	0	0	0	0	0
09:15 - 09:30	0	0	0	0	0	0	0	0
09:30 - 09:45	0	0	0	0	0	0	0	0
09:45 - 10:00	0	0	0	0	0	0	0	0
10:00 - 10:15	0	0	0	0	0	0	0	0
10:15 - 10:30	0	0	0	0	0	0	0	0
10:30 - 10:45	1	0	0	0	0	0	0	0
10:45 - 11:00	0	0	0	0	0	0	0	0
11:00 - 11:15	0	0	0	0	0	0	0	0
11:15 - 11:30	0	0	0	0	0	0	0	0
11:30 - 11:45	0	0	0	0	0	0	0	0
11:45 - 12:00	0	0	0	0	0	0	0	0
12:00 - 12:15	0	0	0	0	0	0	0	0
12:15 - 12:30	1	0	0	0	0	0	0	0
12:30 - 12:45	0	0	0	0	0	0	0	0
12:45 - 13:00	0	0	0	0	0	0	0	0
13:00 - 13:15	1	0	0	0	0	0	0	0
13:15 - 13:30	0	0	0	0	0	0	0	0
13:30 - 13:45	0	0	0	0	0	0	0	0
13:45 - 14:00	0	0	0	0	0	0	0	0
14:00 - 14:15	0	0	0	0	0	0	0	0
14:15 - 14:30	0	0	0	0	0	0	0	0
14:30 - 14:45	0	0	0	0	0	0	0	0
14:45 - 15:00	0	0	0	0	0	0	0	0
15:00 - 15:15	0	0	0	0	0	0	0	0
15:15 - 15:30	0	0	0	0	0	0	0	0
15:30 - 15:45	0	0	0	0	0	0	0	1
15:45 - 16:00	0	0	0	0	0	0	0	0
16:00 - 16:15	1	0	0	0	0	0	0	0
16:15 - 16:30	1	0	0	0	0	0	0	0
16:30 - 16:45	0	0	0	0	0	0	0	0
16:45 - 17:00	2	0	0	0	0	0	0	0
17:00 - 17:15	0	0	0	0	0	0	0	0
17:15 - 17:30	0	0	0	0	0	0	0	0
17:30 - 17:45	0	0	0	0	0	0	0	0
17:45 - 18:00	0	0	0	0	0	0	0	0
18:00 - 18:15	0	0	0	0	0	0	0	0
18:15 - 18:30	0	0	0	0	0	0	0	0
18:30 - 18:45	0	0	0	0	0	0	0	0
18:45 - 19:00	0	0	0	0	0	0	0	0

	B to A							
Times	Cars	LGV	Amb	OGV1	OGV2	PSV	M/B	Cyc
07:00 - 07:15	7	0	0	0	0	0	0	0
07:15 - 07:30	9	0	0	0	0	0	0	0
07:30 - 07:45	17	0	0	0	0	0	0	0
07:45 - 08:00	25	0	0	0	0	0	0	0
08:00 - 08:15	15	1	0	0	0	0	0	0
08:15 - 08:30	14	0	0	0	0	0	0	0
08:30 - 08:45	11	0	0	0	0	0	0	0
08:45 - 09:00	7	0	0	0	0	0	0	0
09:00 - 09:15	1	0	0	0	0	0	0	0
09:15 - 09:30	5	0	0	0	0	0	0	0
09:30 - 09:45	3	0	0	0	0	0	0	0
09:45 - 10:00	1	0	0	0	0	0	0	0
10:00 - 10:15	1	0	0	0	0	0	0	0
10:15 - 10:30	2	0	0	0	0	0	0	0
10:30 - 10:45	1	0	0	0	0	0	0	0
10:45 - 11:00	0	0	0	0	0	0	0	0
11:00 - 11:15	2	0	0	0	0	0	0	0
11:15 - 11:30	1	0	0	0	0	0	0	0
11:30 - 11:45	2	0	0	0	0	0	0	0
11:45 - 12:00	1	0	0	0	0	0	0	0
12:00 - 12:15	3	0	0	0	0	0	0	0
12:15 - 12:30	1	0	0	0	0	0	0	0
12:30 - 12:45	3	0	0	0	0	0	0	0
12:45 - 13:00	3	0	0	0	0	0	0	0
13:00 - 13:15	4	0	0	0	0	0	0	0
13:15 - 13:30	2	0	0	0	0	0	0	0
13:30 - 13:45	3	0	0	0	0	0	0	0
13:45 - 14:00	2	0	0	0	0	0	0	0
14:00 - 14:15	0	0	0	0	0	0	0	0
14:15 - 14:30	0	0	0	0	0	0	0	0
14:30 - 14:45	2	0	0	0	0	0	0	0
14:45 - 15:00	0	0	0	0	0	0	0	0
15:00 - 15:15	0	0	0	0	0	0	0	0
15:15 - 15:30	0	0	0	0	0	0	0	0
15:30 - 15:45	0	0	0	0	0	0	0	0
15:45 - 16:00	1	0	0	0	0	0	0	0
16:00 - 16:15	0	0	0	0	0	0	0	0
16:15 - 16:30	2	0	0	0	0	0	0	0
16:30 - 16:45	0	0	0	0	0	0	0	0
16:45 - 17:00	1	0	0	0	0	0	0	0
17:00 - 17:15	1	0	0	0	0	0	0	0
17:15 - 17:30	2	0	0	0	0	0	0	0
17:30 - 17:45	0	0	0	0	0	0	0	0
17:45 - 18:00	3	0	0	0	0	0	0	0
18:00 - 18:15	0	0	0	0	0	0	0	0
18:15 - 18:30	2	0	0	0	0	0	0	0
18:30 - 18:45	0	0	0	0	0	0	0	0
18:45 - 19:00	0	0	0	0	0	0	0	0

	B to B							
Times	Cars	LGV	Amb	OGV1	OGV2	PSV	M/B	Cyc
07:00 - 07:15	0	0	0	0	0	0	0	0
07:15 - 07:30	0	0	0	0	0	0	0	0
07:30 - 07:45	0	0	0	0	0	0	0	0
07:45 - 08:00	0	0	0	0	0	0	0	0
08:00 - 08:15	0	0	0	0	0	0	0	0
08:15 - 08:30	0	0	0	0	0	0	0	0
08:30 - 08:45	0	0	0	0	0	0	0	0
08:45 - 09:00	0	0	0	0	0	0	0	0
09:00 - 09:15	0	0	0	0	0	0	0	0
09:15 - 09:30	0	0	0	0	0	0	0	0
09:30 - 09:45	1	1	0	0	0	0	0	0
09:45 - 10:00	0	0	0	0	0	0	0	0
10:00 - 10:15	1	0	0	0	0	0	0	0
10:15 - 10:30	0	0	0	0	0	0	0	0
10:30 - 10:45	0	0	0	0	0	0	0	0
10:45 - 11:00	0	0	0	0	0	0	0	0
11:00 - 11:15	0	0	0	0	0	0	0	0
11:15 - 11:30	0	0	0	0	0	0	0	0
11:30 - 11:45	0	0	0	0	0	0	0	0
11:45 - 12:00	0	0	0	0	0	0	0	0
12:00 - 12:15	0	0	0	0	0	0	0	0
12:15 - 12:30	0	0	0	0	0	0	0	0
12:30 - 12:45	0	0	0	0	0	0	0	0
12:45 - 13:00	0	0	0	0	0	0	0	0
13:00 - 13:15	0	0	0	0	0	0	0	0
13:15 - 13:30	0	0	0	0	0	0	0	0
13:30 - 13:45	0	0	0	0	0	0	0	0
13:45 - 14:00	0	0	0	0	0	0	0	0
14:00 - 14:15	0	0	0	0	0	0	0	0
14:15 - 14:30	0	0	0	0	0	0	0	0
14:30 - 14:45	0	0	0	0	0	0	0	0
14:45 - 15:00	0	0	0	0	0	0	0	0
15:00 - 15:15	0	0	0	0	0	0	0	0
15:15 - 15:30	0	0	0	0	0	0	0	0
15:30 - 15:45	0	0	0	0	0	0	0	0
15:45 - 16:00	0	0	0	0	0	0	0	0
16:00 - 16:15	0	0	0	0	0	0	0	0
16:15 - 16:30	0	0	0	0	0	0	0	0
16:30 - 16:45	0	0	0	0	0	0	0	0
16:45 - 17:00	0	0	0	0	0	0	0	0
17:00 - 17:15	0	0	0	0	0	0	0	0
17:15 - 17:30	0	0	0	0	0	0	0	0
17:30 - 17:45	0	0	0	0	0	0	0	0
17:45 - 18:00	0	0	0	0	0	0	0	0
18:00 - 18:15	1	0	0	0	0	0	0	0
18:15 - 18:30	0	0	0	0	0	0	0	0
18:30 - 18:45	0	0	0	0	0	0	0	0
18:45 - 19:00	0	0	0	0	0	0	0	0

	B to C							
Times	Cars	LGV	Amb	OGV1	OGV2	PSV	M/B	Cyc
07:00 - 07:15	52	3	0	1	0	0	0	3
07:15 - 07:30	61	6	0	0	0	0	0	1
07:30 - 07:45	77	3	0	1	0	1	0	0
07:45 - 08:00	100	4	0	3	0	1	1	2
08:00 - 08:15	89	5	0	0	0	2	0	1
08:15 - 08:30	92	6	0	0	0	0	0	0
08:30 - 08:45	74	6	0	0	0	0	2	4
08:45 - 09:00	60	1	0	1	0	0	0	3
09:00 - 09:15	60	3	0	0	0	0	0	7
09:15 - 09:30	45	7	0	1	0	0	0	3
09:30 - 09:45	41	4	0	0	0	0	0	2
09:45 - 10:00	35	2	0	3	0	0	0	1
10:00 - 10:15	45	5	0	1	0	1	0	5
10:15 - 10:30	26	4	0	0	0	0	0	3
10:30 - 10:45	43	2	0	1	0	0	0	3
10:45 - 11:00	27	3	0	1	0	0	0	2
11:00 - 11:15	39	6	0	0	0	0	0	15
11:15 - 11:30	44	2	1	0	0	0	0	0
11:30 - 11:45	38	3	0	1	1	0	0	1
11:45 - 12:00	42	5	0	0	0	0	1	1
12:00 - 12:15	32	4	0	1	0	0	0	1
12:15 - 12:30	38	1	0	0	0	0	0	3
12:30 - 12:45	44	4	0	1	0	0	0	1
12:45 - 13:00	30	2	1	0	0	0	1	1
13:00 - 13:15	39	6	0	1	0	0	1	1
13:15 - 13:30	44	2	0	1	0	0	0	1
13:30 - 13:45	37	1	0	0	1	0	1	2
13:45 - 14:00	33	2	0	1	0	0	0	2
14:00 - 14:15	30	5	0	2	0	0	0	0
14:15 - 14:30	37	4	0	0	0	0	0	1
14:30 - 14:45	45	5	0	1	0	1	1	1
14:45 - 15:00	47	4	0	2	0	1	0	2
15:00 - 15:15	83	8	1	0	0	1	0	2
15:15 - 15:30	83	6	0	0	0	0	1	2
15:30 - 15:45	87	6	0	0	0	1	0	2
15:45 - 16:00	46	8	0	0	0	0	0	0
16:00 - 16:15	70	3	1	0	0	0	1	0
16:15 - 16:30	48	5	0	0	0	0	0	1
16:30 - 16:45	55	6	0	0	0	0	0	2
16:45 - 17:00	67	4	0	0	0	1	2	4
17:00 - 17:15	71	5	0	0	0	0	2	0
17:15 - 17:30	59	2	0	0	0	0	1	3
17:30 - 17:45	67	4	0	0	0	0	1	3
17:45 - 18:00	59	1	0	0	0	0	0	3
18:00 - 18:15	67	5	0	0	0	0	2	4
18:15 - 18:30	56	3	0	0	0	0	2	5
18:30 - 18:45	53	2	0	0	0	0	0	2
18:45 - 19:00	37	2	0	0	0	0	0	1

	C to A							
Times	Cars	LGV	Amb	OGV1	OGV2	PSV	M/B	Cyc
07:00 - 07:15	1	0	0	0	0	0	0	0
07:15 - 07:30	6	0	0	0	0	0	0	0
07:30 - 07:45	3	0	0	0	0	0	0	2
07:45 - 08:00	10	1	0	0	0	0	0	0
08:00 - 08:15	7	0	0	0	0	0	0	0
08:15 - 08:30	13	0	0	0	0	1	0	0
08:30 - 08:45	5	0	0	0	0	0	0	0
08:45 - 09:00	1	0	0	0	0	0	0	0
09:00 - 09:15	3	0	0	0	0	0	0	0
09:15 - 09:30	1	0	0	0	0	0	0	0
09:30 - 09:45	0	0	0	0	0	0	0	0
09:45 - 10:00	0	0	0	0	0	0	0	0
10:00 - 10:15	0	0	0	1	0	0	0	0
10:15 - 10:30	0	0	0	0	0	0	0	0
10:30 - 10:45	0	0	0	0	0	0	0	0
10:45 - 11:00	0	0	0	0	0	0	0	0
11:00 - 11:15	0	0	0	0	0	0	0	0
11:15 - 11:30	0	0	0	0	0	0	0	0
11:30 - 11:45	0	0	0	0	0	0	0	0
11:45 - 12:00	1	0	0	0	0	0	0	0
12:00 - 12:15	0	0	0	0	0	0	0	0
12:15 - 12:30	0	0	0	0	0	0	0	0
12:30 - 12:45	2	0	0	0	0	0	0	0
12:45 - 13:00	1	0	0	0	0	0	0	0
13:00 - 13:15	1	1	0	0	0	0	0	0
13:15 - 13:30	0	0	0	0	0	0	0	0
13:30 - 13:45	0	0	0	0	0	0	0	0
13:45 - 14:00	0	0	0	0	0	0	0	0
14:00 - 14:15	0	1	0	0	0	0	0	0
14:15 - 14:30	0	0	0	0	0	0	0	0
14:30 - 14:45	1	0	0	0	0	0	0	0
14:45 - 15:00	0	0	0	0	0	0	0	0
15:00 - 15:15	0	0	0	0	0	0	0	0
15:15 - 15:30	0	0	0	0	0	0	0	0
15:30 - 15:45	1	0	0	0	0	0	0	0
15:45 - 16:00	0	0	0	0	0	0	0	0
16:00 - 16:15	0	0	0	0	0	0	0	0
16:15 - 16:30	0	0	0	0	0	0	0	0
16:30 - 16:45	0	0	0	0	0	0	0	0
16:45 - 17:00	0	0	0	0	0	0	0	0
17:00 - 17:15	0	1	0	0	0	0	0	0
17:15 - 17:30	1	0	0	0	0	0	0	0
17:30 - 17:45	0	0	0	0	0	0	0	0
17:45 - 18:00	1	0	0	0	0	0	0	0
18:00 - 18:15	2	0	0	0	0	0	0	0
18:15 - 18:30	0	0	0	0	0	0	0	0
18:

Advanced Transport Research

Site 4 - Woodcote Green Road/Hospital Access

PCU Values

Job Number & Name:	21326 Epsom Hospital
Client:	Mayer Brown
Date:	Wednesday 22 May 2019

	A to A								A to B								A to C							
Times	Cars	LGV	Amb	OGV1	OGV2	PSV	M/B	Cyc	Cars	LGV	Amb	OGV1	OGV2	PSV	M/B	Cyc	Cars	LGV	Amb	OGV1	OGV2	PSV	M/B	Cyc
0000 - 0005	0.0	0.0	0.0	0.0	0.0	0.0	0.0	0.0	0.0	0.0	0.0	0.0	0.0	0.0	0.0	0.0	0.0	0.0	0.0	0.0	0.0	0.0	0.0	0.0
0005 - 0010	0.0	0.0	0.0	0.0	0.0	0.0	0.0	0.0	1.0	0.0	0.0	0.0	0.0	0.0	0.0	0.0	1.0	0.0	0.0	0.0	0.0	0.0	0.0	0.0
0010 - 0015	0.0	0.0	0.0	0.0	0.0	0.0	0.0	0.0	0.0	0.0	0.0	0.0	0.0	0.0	0.0	0.0	1.0	0.0	0.0	0.0	0.0	0.0	0.0	0.0
0015 - 0020	0.0	0.0	0.0	0.0	0.0	0.0	0.0	0.0	1.0	0.0	0.0	0.0	0.0	0.0	0.0	0.0	1.0	0.0	0.0	0.0	0.0	0.0	0.0	0.0
0020 - 0025	0.0	0.0	0.0	0.0	0.0	0.0	0.0	0.0	0.0	0.0	0.0	0.0	0.0	0.0	0.0	0.0	1.0	0.0	0.0	0.0	0.0	0.0	0.0	0.0
0025 - 0030	0.0	0.0	0.0	0.0	0.0	0.0	0.0	0.0	1.0	0.0	0.0	0.0	0.0	0.0	0.0	0.0	1.0	0.0	0.0	0.0	0.0	0.0	0.0	0.0
0030 - 0035	0.0	0.0	0.0	0.0	0.0	0.0	0.0	0.0	1.0	0.0	0.0	0.0	0.0	0.0	0.0	0.0	1.0	0.0	0.0	0.0	0.0	0.0	0.0	0.0
0035 - 0040	0.0	0.0	0.0	0.0	0.0	0.0	0.0	0.0	1.0	0.0	0.0	0.0	0.0	0.0	0.0	0.0	1.0	0.0	0.0	0.0	0.0	0.0	0.0	0.0
0040 - 0045	0.0	0.0	0.0	0.0	0.0	0.0	0.0	0.0	1.0	0.0	0.0	0.0	0.0	0.0	0.0	0.0	1.0	0.0	0.0	0.0	0.0	0.0	0.0	0.0
0045 - 0050	0.0	0.0	0.0	0.0	0.0	0.0	0.0	0.0	1.0	0.0	0.0	0.0	0.0	0.0	0.0	0.0	1.0	0.0	0.0	0.0	0.0	0.0	0.0	0.0
0050 - 0055	0.0	0.0	0.0	0.0	0.0	0.0	0.0	0.0	1.0	0.0	0.0	0.0	0.0	0.0	0.0	0.0	1.0	0.0	0.0	0.0	0.0	0.0	0.0	0.0
0055 - 0100	0.0	0.0	0.0	0.0	0.0	0.0	0.0	0.0	1.0	0.0	0.0	0.0	0.0	0.0	0.0	0.0	1.0	0.0	0.0	0.0	0.0	0.0	0.0	0.0
0100 - 0105	0.0	0.0	0.0	0.0	0.0	0.0	0.0	0.0	1.0	0.0	0.0	0.0	0.0	0.0	0.0	0.0	1.0	0.0	0.0	0.0	0.0	0.0	0.0	0.0
0105 - 0110	0.0	0.0	0.0	0.0	0.0	0.0	0.0	0.0	1.0	0.0	0.0	0.0	0.0	0.0	0.0	0.0	1.0	0.0	0.0	0.0	0.0	0.0	0.0	0.0
0110 - 0115	0.0	0.0	0.0	0.0	0.0	0.0	0.0	0.0	1.0	0.0	0.0	0.0	0.0	0.0	0.0	0.0	1.0	0.0	0.0	0.0	0.0	0.0	0.0	0.0
0115 - 0120	0.0	0.0	0.0	0.0	0.0	0.0	0.0	0.0	1.0	0.0	0.0	0.0	0.0	0.0	0.0	0.0	1.0	0.0	0.0	0.0	0.0	0.0	0.0	0.0
0120 - 0125	0.0	0.0	0.0	0.0	0.0	0.0	0.0	0.0	1.0	0.0	0.0	0.0	0.0	0.0	0.0	0.0	1.0	0.0	0.0	0.0	0.0	0.0	0.0	0.0
0125 - 0130	0.0	0.0	0.0	0.0	0.0	0.0	0.0	0.0	1.0	0.0	0.0	0.0	0.0	0.0	0.0	0.0	1.0	0.0	0.0	0.0	0.0	0.0	0.0	0.0
0130 - 0135	0.0	0.0	0.0	0.0	0.0	0.0	0.0	0.0	1.0	0.0	0.0	0.0	0.0	0.0	0.0	0.0	1.0	0.0	0.0	0.0	0.0	0.0	0.0	0.0
0135 - 0140	0.0	0.0	0.0	0.0	0.0	0.0	0.0	0.0	1.0	0.0	0.0	0.0	0.0	0.0	0.0	0.0	1.0	0.0	0.0	0.0	0.0	0.0	0.0	0.0
0140 - 0145	0.0	0.0	0.0	0.0	0.0	0.0	0.0	0.0	1.0	0.0	0.0	0.0	0.0	0.0	0.0	0.0	1.0	0.0	0.0	0.0	0.0	0.0	0.0	0.0
0145 - 0150	0.0	0.0	0.0	0.0	0.0	0.0	0.0	0.0	1.0	0.0	0.0	0.0	0.0	0.0	0.0	0.0	1.0	0.0	0.0	0.0	0.0	0.0	0.0	0.0
0150 - 0155	0.0	0.0	0.0	0.0	0.0	0.0	0.0	0.0	1.0	0.0	0.0	0.0	0.0	0.0	0.0	0.0	1.0	0.0	0.0	0.0	0.0	0.0	0.0	0.0
0155 - 0200	0.0	0.0	0.0	0.0	0.0	0.0	0.0	0.0	1.0	0.0	0.0	0.0	0.0	0.0	0.0	0.0	1.0	0.0	0.0	0.0	0.0	0.0	0.0	0.0
0200 - 0205	0.0	0.0	0.0	0.0	0.0	0.0	0.0	0.0	1.0	0.0	0.0	0.0	0.0	0.0	0.0	0.0	1.0	0.0	0.0	0.0	0.0	0.0	0.0	0.0
0205 - 0210	0.0	0.0	0.0	0.0	0.0	0.0	0.0	0.0	1.0	0.0	0.0	0.0	0.0	0.0	0.0	0.0	1.0	0.0	0.0	0.0	0.0	0.0	0.0	0.0
0210 - 0215	0.0	0.0	0.0	0.0	0.0	0.0	0.0	0.0	1.0	0.0	0.0	0.0	0.0	0.0	0.0	0.0	1.0	0.0	0.0	0.0	0.0	0.0	0.0	0.0
0215 - 0220	0.0	0.0	0.0	0.0	0.0	0.0	0.0	0.0	1.0	0.0	0.0	0.0	0.0	0.0	0.0	0.0	1.0	0.0	0.0	0.0	0.0	0.0	0.0	0.0
0220 - 0225	0.0	0.0	0.0	0.0	0.0	0.0	0.0	0.0	1.0	0.0	0.0	0.0	0.0	0.0	0.0	0.0	1.0	0.0	0.0	0.0	0.0	0.0	0.0	0.0
0225 - 0230	0.0	0.0	0.0	0.0	0.0	0.0	0.0	0.0	1.0	0.0	0.0	0.0	0.0	0.0	0.0	0.0	1.0	0.0	0.0	0.0	0.0	0.0	0.0	0.0
0230 - 0235	0.0	0.0	0.0	0.0	0.0	0.0	0.0	0.0	1.0	0.0	0.0	0.0	0.0	0.0	0.0	0.0	1.0	0.0	0.0	0.0	0.0	0.0	0.0	0.0
0235 - 0240	0.0	0.0	0.0	0.0	0.0	0.0	0.0	0.0	1.0	0.0	0.0	0.0	0.0	0.0	0.0	0.0	1.0	0.0	0.0	0.0	0.0	0.0	0.0	0.0
0240 - 0245	0.0	0.0	0.0	0.0	0.0	0.0	0.0	0.0	1.0	0.0	0.0	0.0	0.0	0.0	0.0	0.0	1.0	0.0	0.0	0.0	0.0	0.0	0.0	0.0
0245 - 0250	0.0	0.0	0.0	0.0	0.0	0.0	0.0	0.0	1.0	0.0	0.0	0.0	0.0	0.0	0.0	0.0	1.0	0.0	0.0	0.0	0.0	0.0	0.0	0.0
0250 - 0255	0.0	0.0	0.0	0.0	0.0	0.0	0.0	0.0	1.0	0.0	0.0	0.0	0.0	0.0	0.0	0.0	1.0	0.0	0.0	0.0	0.0	0.0	0.0	0.0
0255 - 0300	0.0	0.0	0.0	0.0	0.0	0.0	0.0	0.0	1.0	0.0	0.0	0.0	0.0	0.0	0.0	0.0	1.0	0.0	0.0	0.0	0.0	0.0	0.0	0.0
0300 - 0305	0.0	0.0	0.0	0.0	0.0	0.0	0.0	0.0	1.0	0.0	0.0	0.0	0.0	0.0	0.0	0.0	1.0	0.0	0.0	0.0	0.0	0.0	0.0	0.0
0305 - 0310	0.0	0.0	0.0	0.0	0.0	0.0	0.0	0.0	1.0	0.0	0.0	0.0	0.0	0.0	0.0	0.0	1.0	0.0	0.0	0.0	0.0	0.0	0.0	0.0
0310 - 0315	0.0	0.0	0.0	0.0	0.0	0.0	0.0	0.0	1.0	0.0	0.0	0.0	0.0	0.0	0.0	0.0	1.0	0.0	0.0	0.0	0.0	0.0	0.0	0.0
0315 - 0320	0.0	0.0	0.0	0.0	0.0	0.0	0.0	0.0	1.0	0.0	0.0	0.0	0.0	0.0	0.0	0.0	1.0	0.0	0.0	0.0	0.0	0.0	0.0	0.0
0320 - 0325	0.0	0.0	0.0	0.0	0.0	0.0	0.0	0.0	1.0	0.0	0.0	0.0	0.0	0.0	0.0	0.0	1.0	0.0	0.0	0.0	0.0	0.0	0.0	0.0
0325 - 0330	0.0	0.0	0.0	0.0	0.0	0.0	0.0	0.0	1.0	0.0	0.0	0.0	0.0	0.0	0.0	0.0	1.0	0.0	0.0	0.0	0.0	0.0	0.0	0.0
0330 - 0335	0.0	0.0	0.0	0.0	0.0	0.0	0.0	0.0	1.0	0.0	0.0	0.0	0.0	0.0	0.0	0.0	1.0	0.0	0.0	0.0	0.0	0.0	0.0	0.0
0335 - 0340	0.0	0.0	0.0	0.0	0.0	0.0	0.0	0.0	1.0	0.0	0.0	0.0	0.0	0.0	0.0	0.0	1.0	0.0	0.0	0.0	0.0	0.0	0.0	0.0
0340 - 0345	0.0	0.0	0.0	0.0	0.0	0.0	0.0	0.0	1.0	0.0	0.0	0.0	0.0	0.0	0.0	0.0	1.0	0.0	0.0	0.0	0.0	0.0	0.0	0.0
0345 - 0350	0.0	0.0	0.0	0.0	0.0	0.0	0.0	0.0	1.0	0.0	0.0	0.0	0.0	0.0	0.0	0.0	1.0	0.0	0.0	0.0	0.0	0.0	0.0	0.0
0350 - 0355	0.0	0.0	0.0	0.0	0.0	0.0	0.0	0.0	1.0	0.0	0.0	0.0	0.0	0.0	0.0	0.0	1.0	0.0	0.0	0.0	0.0	0.0	0.0	0.0
0355 - 0400	0.0	0.0	0.0	0.0	0.0	0.0	0.0	0.0	1.0	0.0	0.0	0.0	0.0	0.0	0.0	0.0	1.0	0.0	0.0	0.0	0.0	0.0	0.0	0.0
0400 - 0405	0.0	0.0	0.0	0.0	0.0	0.0	0.0	0.0	1.0	0.0	0.0	0.0	0.0	0.0	0.0	0.0	1.0	0.0	0.0	0.0	0.0	0.0	0.0	0.0
0405 - 0410	0.0	0.0	0.0	0.0	0.0	0.0	0.0	0.0	1.0	0.0	0.0	0.0	0.0	0.0	0.0	0.0	1.0	0.0	0.0	0.0	0.0	0.0	0.0	0.0
0410 - 0415	0.0	0.0	0.0	0.0	0.0	0.0	0.0	0.0	1.0	0.0	0.0	0.0	0.0	0.0	0.0	0.0	1.0	0.0	0.0	0.0	0.0	0.0	0.0	0.0
0415 - 0420	0.0	0.0	0.0	0.0	0.0	0.0	0.0	0.0	1.0	0.0	0.0	0.0	0.0	0.0	0.0	0.0	1.0	0.0	0.0	0.0	0.0	0.0	0.0	0.0
0420 - 0425	0.0	0.0	0.0	0.0	0.0	0.0	0.0	0.0	1.0	0.0	0.0	0.0	0.0	0.0	0.0	0.0	1.0	0.0	0.0	0.0	0.0	0.0	0.0	0.0
0425 - 0430	0.0	0.0	0.0	0.0	0.0	0.0	0.0	0.0	1.0	0.0	0.0	0.0	0.0	0.0	0.0	0.0	1.0	0.0	0.0	0.0	0.0	0.0	0.0	0.0
0430 - 0435	0.0	0.0	0.0	0.0	0.0	0.0	0.0	0.0	1.0	0.0	0.0	0.0	0.0	0.0	0.0	0.0	1.0	0.0	0.0	0.0	0.0	0.0	0.0	0.0
0435 - 0440	0.0	0.0	0.0	0.0	0.0	0.0	0.0	0.0	1.0	0.0	0.0	0.0	0.0	0.0	0.0	0.0	1.0	0.0	0.0	0.0	0.0	0.0	0.0	0.0
0440 - 0445	0.0	0.0	0.0	0.0	0.0	0.0	0.0	0.0	1.0	0.0	0.0	0.0	0.0	0.0	0.0	0.0	1.0	0.0	0.0	0.0	0.0	0.0	0.0	0.0
0445 - 0450	0.0	0.0	0.0	0.0	0.0	0.0	0.0	0.0	1.0	0.0	0.0	0.0	0.0	0.0	0.0	0.0	1.0	0.0	0.0	0.0	0.0	0.0	0.0	0.0
0450 - 0455	0.0	0.0	0.0	0.0	0.0	0.0	0.0	0.0	1.0	0.0	0.0	0.0	0.0	0.0	0.0	0.0	1.0	0.0	0.0	0.0	0.0	0.0	0.0	0.0
0455 - 0500	0.0	0.0	0.0	0.0	0.0	0.0	0.0	0.0	1.0	0.0	0.0	0.0	0.0	0.0	0.0	0.0	1.0	0.0	0.0	0.0	0.0	0.0	0.0	0.0
0500 - 0505	0.0	0.0	0.0	0.0	0.0	0.0	0.0	0.0	1.0	0.0	0.0	0.0	0.0	0.0	0.0	0.0	1.0	0.0	0.0	0.0	0.0	0.0	0.0	0.0
0505 - 0510	0.0	0.0	0.0	0.0	0.0	0.0	0.0	0.0	1.0	0.0	0.0	0.0	0.0	0.0	0.0	0.0	1.0	0.0	0.0	0.0	0.0	0.0	0.0	0.0
0510 - 0515	0.0	0.0	0.0	0.0	0.0	0.0	0.0	0.0	1.0	0.0	0.0	0.0	0.0	0.0	0.0	0.0	1.0	0.0	0.0	0.0	0.0	0.0	0.0	0.0
0515 - 0520	0.0	0.0	0.0	0.0	0.0	0.0	0.0	0.0	1.0	0.0	0.0	0.0	0.0	0.0	0.0	0.0	1.0	0.0	0.0	0.0	0.0	0.0	0.0	0.0
0520 - 0525	0.0	0.0	0.0	0.0	0.0	0.0	0.0	0.0	1.0	0.0	0.0	0.0	0.0	0.0	0.0	0.0	1.0	0.0	0.0	0.0	0.0	0.0	0.0	0.0
0525 - 0530	0.0	0.0	0.0	0.0	0.0	0.0	0.0	0.0	1.0	0.0	0.0	0.0	0.0	0.0	0.0	0.0	1.0	0.0	0.0	0.0	0.0	0.0	0.0	0.0
0530 - 0535	0.0	0.0	0.0	0.0	0.0	0.0	0.0	0.0	1.0	0.0	0.0	0.0	0.0	0.0	0.0	0.0	1.0	0.0	0.0	0.0	0.0	0.0	0.0	0.0
0535 - 0540	0.0	0.0	0.0	0.0	0.0	0.0	0.0	0.0	1.0	0.0	0.0	0.0	0.0	0.0	0.0	0.0	1.0	0.0	0.0	0.0	0.0	0.0	0.0	0.0
0540 - 0545	0.0	0.0	0.0	0.0	0.0	0.0	0.0	0.0	1.0	0.0	0.0	0.0	0.0	0.0	0.0	0.0	1.0	0.0	0.0	0.0	0.0	0.0	0.0	0.0
0545 - 0550	0.0	0.0	0.0	0.0	0.0	0.0	0.0	0.0	1.0	0.0	0.0	0.0	0.0	0.0	0.0	0.0	1.0	0.0	0.0	0.0	0.0	0.0	0.0	0.0
0550 - 0555	0.0	0.0	0.0	0.0	0.0	0.0	0.0	0.0	1.0	0.0	0.0	0.0	0.0	0.0	0.0	0.0	1.0	0.0	0.0	0.0	0.0	0.0	0.0	0.0
0555 - 0600	0.0	0.0	0.0	0.0	0.0	0.0	0.0	0.0	1.0	0.0	0.0	0.0	0.0	0.0	0.0	0.0	1.0	0.0	0.0	0.0	0.0	0.0	0.0	0.0
0600 - 0605	0.0	0.0	0.0	0.0	0.0	0.0	0.0	0.0	1.0	0.0	0.0	0.0	0.0	0.0	0.0	0.0	1.0	0.0	0.0	0.0	0.0	0.0	0.0	0.0
0605 - 0610	0.0	0.0	0.0	0.0	0.0	0.0	0.0	0.0	1.0	0.0	0.0	0.0	0.0	0.0	0.0	0.0	1.0	0.0	0.0	0.0	0.0	0.0	0.0	0.0
0610 - 0615	0.0	0.0	0.0	0.0	0.0	0.0	0.0	0.0	1.0	0.0	0.0	0.0	0.0	0.0	0.0	0.0	1.0	0.0	0.0	0.0	0.0	0.0	0.0	0.0
0615 - 0620	0.0	0.0	0.0	0.0	0.0	0.0	0.0	0.0	1.0	0.0	0.0	0.0	0.0	0.0	0.0	0.0	1.0	0.0	0.0	0.0	0.0	0.0	0.0	0.0
0620 - 0625	0.0	0.0	0.0	0.0	0.0	0.0	0.0	0.0	1.0	0.0	0.0	0.0	0.0	0.0	0.0	0.0	1.0	0.0	0.0	0.0	0.0	0.0	0.0	0.0
0625 - 0630	0.0	0.0	0.0	0.0	0.0	0.0	0.0	0.0	1.0	0.0	0.0	0.0	0.0	0.0	0.0	0.0	1.0	0.0	0.0	0.0	0.0	0.0	0.0	0.0
0630 - 0635	0.0	0.0	0.0	0.0	0.0	0.0	0.0	0.0	1.0	0.0	0.0	0.0	0.0	0.0	0.0	0.0	1.0	0.0	0.0	0.0	0.0	0.0	0.0	0.0
0635 - 0640	0.0	0.0	0.0	0.0	0.0	0.0	0.0	0.0	1.0	0.0	0.0	0.0	0.0	0.0	0.0	0.0	1.0	0.0	0.0	0.0	0.0	0.0	0.0	0.0
0640 - 0645	0.0	0.0	0.0	0.0	0.0	0.0	0.0	0.0	1.0	0.0	0.0	0.0	0.0	0.0	0.0	0.0	1.0	0.0	0.0	0.0	0.0	0.0	0.0	0.0
0645 - 0650	0.0	0.0	0.0	0.0	0.0	0.0	0.0	0.0	1.0	0.0	0.0	0.0	0.0	0.0	0.0	0.0	1.0	0.0	0.0	0.0	0.0	0.0	0.0	0.0
0650 - 0655	0.0	0.0	0.0	0.0	0.0	0.0	0.0	0.0	1.0	0.0	0.0	0.0	0.0	0.0	0.0	0.0	1.0	0.0	0.0	0.0	0.0	0.0	0.0	0.0
0655 - 0700	0.0	0.0	0.0	0.0	0.0	0.0	0.0	0.0	1.0	0.0	0.0	0.0	0.0	0.0	0.0	0.0	1.0	0.0	0.0	0.0	0.0	0.0	0.0	0.0
0700 - 0705	0.0	0.0	0.0	0.0	0.0	0.0	0.0	0.0	1.0	0.0	0.0	0.0	0.0	0.0	0.0	0.0	1.0	0.0	0.0	0.0	0.0	0.0	0.0	0.0
0705 - 0710	0.0	0.0	0.0	0.0	0.0	0.0	0.0	0.0	1.0	0.0	0.0	0.0	0.0	0.0	0.0	0.0	1.0	0.0	0.0	0.0	0.0	0.0	0.0	0.0
0710 - 0715	0.0	0.0	0.0	0.0	0.0	0.0	0.0	0.0	1.0	0.0	0.0	0.0	0.0	0.0	0.0	0.0	1.0	0.0	0.0	0.0	0.0	0.0	0.0	0.0
0715 - 0720	0.0	0.0	0.0	0.0	0.0	0.0	0.0	0.0	1.0	0.0	0.0	0.0	0.0	0.0	0.0	0.0	1.0	0.0	0.0	0.0	0.0	0.0	0.0	0.0
0720 - 0725	0.0	0.0	0.0	0.0	0.0	0.0	0.0	0.0	1.0	0.0	0.0	0.0	0.0	0.0	0.0	0.0	1.0	0.0	0.0	0.0	0.0	0.0	0.0	0.0
0725 - 0730	0.0	0.0	0.0	0.0	0.0	0.0	0.0	0.0	1.0	0.0	0.0	0.0	0.0	0.0	0.0	0.0	1.0	0.0	0.0	0.0	0.0	0.0	0.0	0.0
0730 - 0735	0.0	0.0	0.0	0.0	0.0	0.0	0.0	0.0	1.0	0.0	0.0	0.0	0.0	0.0	0.0	0.0	1.0	0.0	0.0	0.0	0.0	0.0	0.0	0.0
0735 - 0740	0.0	0.0	0.0	0.0	0.0	0.0	0.0	0.0	1.0	0.0	0.0	0.0	0.0	0.0	0.0	0.0	1.0	0.0	0.0	0.0	0.0	0.0	0.0	0.0
0740 - 0745	0.0	0.0	0.0	0.0	0.0	0.0	0.0	0.0	1.0	0.0	0.0	0.0	0.0	0.0	0.0	0.0	1.0	0.0	0.0	0.0	0.0	0.0	0.0	0.0
0745 - 0750	0.0	0.0	0.0	0.0	0.0	0.0	0.0	0.0	1.0	0.0	0.0	0.0	0.0	0.0	0.0	0.0	1.0	0.0	0.0	0.0	0.0	0.0	0.0	0.0
0750 - 0755	0.0	0.0	0.0	0.0	0.0	0.0	0.0	0.0	1.0	0.0	0.0	0.0	0.0	0.0	0.0	0.0	1.0	0.0	0.0	0.0	0.0	0.0	0.0	0.0
0755 - 0800	0.0	0.0	0.0	0.0	0.0	0.0	0.0	0.0	1.0	0.0	0.0	0.0	0.0	0.0	0.0	0.0	1.0	0.0	0.0	0.0	0.0	0.0	0.0	0.0
0800 - 0805	0.0	0.0	0.0	0.0	0.0	0.0	0.0	0.0	1.0	0.0	0.0	0.0	0.0	0.0	0.0	0.0	1.0	0.0	0.0	0.0	0.0	0.0	0.0	0.0
0805 - 0810	0.0	0.0	0.0	0.0	0.0	0.0	0.0	0.0	1.0	0.0	0.0	0.0	0.0	0.0	0.0	0.0	1.0	0.0	0.0	0.0	0.0	0.0	0.0	0.0
0810 - 0815	0.0	0.0	0.0	0.0	0.0	0.0	0.0	0.0	1.0	0.0	0.0	0.0	0.0	0.0	0.0	0.0	1.0	0.0	0.0	0.0	0.0	0.0	0.0	0.0
0815 - 0820	0.0	0.0	0.0	0.0	0.0	0.0	0.0	0.0	1.0	0.0	0.0	0.0	0.0	0.0	0.0	0.0	1.0	0.0	0.0	0.0	0.0	0.0	0.0	0.0
0820 - 0825	0.0	0.0	0.0	0.0	0.0	0.0	0.0	0.0	1.0	0.0	0.0

ADVANCED TRANSPORT RESEARCH

Job Number & Name: 21326 Epsom Hospital

Site Number/Name: Site 4 - Woodcote Green Road/Hospital Access

Client: Mayer Brown

Date: 23/05/2019

Weather: Sunny, Dry

Comments: None

Advanced Transport Research		*Job Number & Name:*	21326 Epsom Hospital
Site 4 - Woodcote Green Road/Hospital Access		*Date:*	Thursday 23 May 2019

Job Type:	Junction Count				
Co-ordinates:	51° 19'25.43"N, 0° 16'22.70"W	*Postcode:*	KT18 7DW	*Times:*	0700-1900



Advanced Transport Research	*Job Number & Name:*	21326 Epsom Hospital
Site 4 - Woodcote Green Road/Hospital Access	*Client:*	Mayer Brown
Flow Diagram	*Date:*	Thursday 23 May 2019

Select Period 07:15

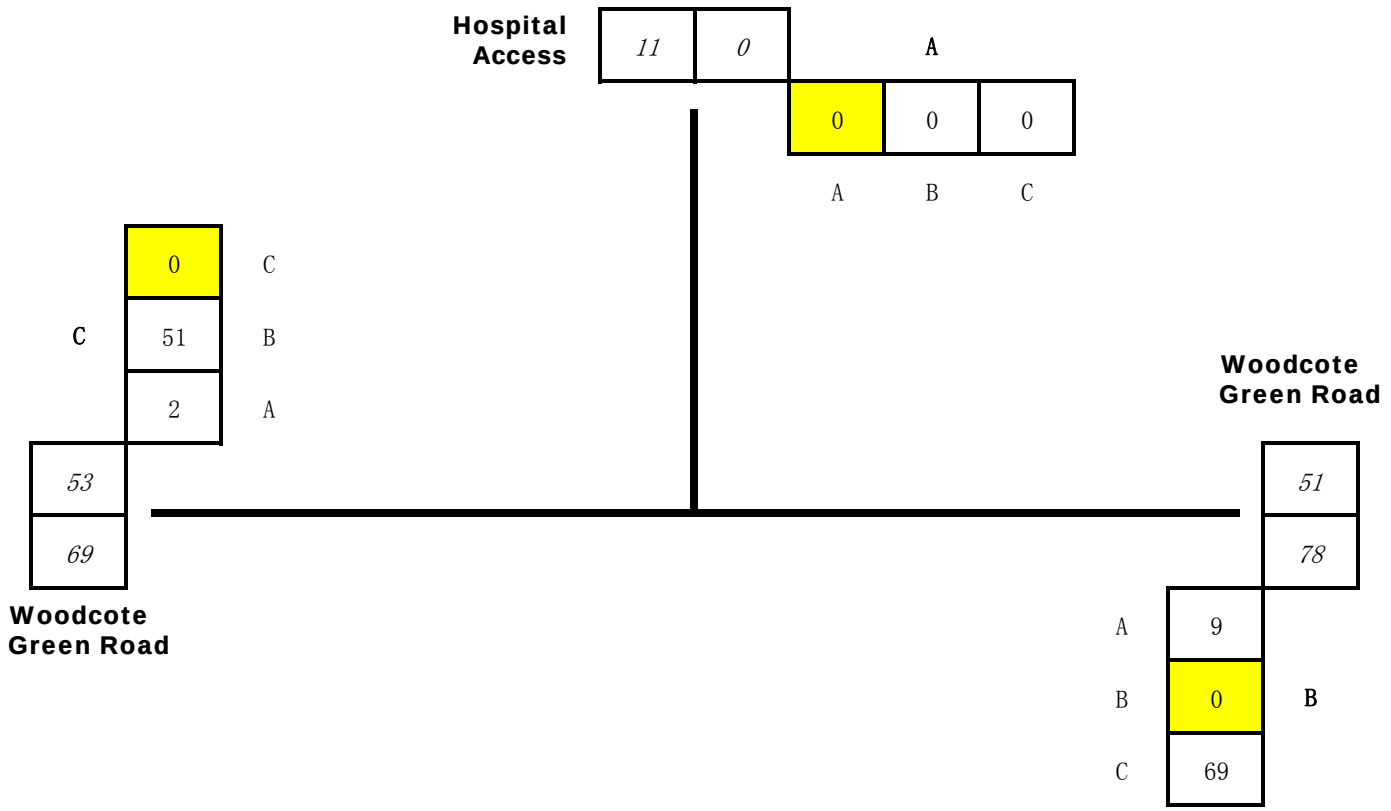

Advanced Transport Research

Site 4 - Woodcote Green Road/Hospital Access

Classified Counts

Job Number & Name: 21326 Epsom Hospital

Client: Mayer Brown

Date: Thursday 23 May 2019

	A to A								A to B								A to C							
Times	Cars	LGV	Amb	OGV1	OGV2	PSV	M/B	Cyc	Cars	LGV	Amb	OGV1	OGV2	PSV	M/B	Cyc	Cars	LGV	Amb	OGV1	OGV2	PSV	M/B	Cyc
07:00 - 07:15	0	0	0	0	0	0	0	0	2	0	0	0	0	0	0	0	0	0	0	0	0	0	0	0
07:15 - 07:30	0	0	0	0	0	0	0	0	0	0	0	0	0	0	0	0	0	0	0	0	0	0	0	0
07:30 - 07:45	0	0	0	0	0	0	0	0	1	0	0	0	0	0	0	0	0	0	0	0	0	0	0	0
07:45 - 08:00	0	0	0	0	0	0	0	0	1	0	0	0	0	0	0	0	0	0	0	0	0	0	0	0
08:00 - 08:15	0	0	0	0	0	0	0	0	1	0	0	0	0	0	0	0	0	0	0	0	0	0	0	0
08:15 - 08:30	0	0	0	0	0	0	0	0	0	0	0	0	0	0	0	0	0	0	0	0	0	0	0	0
08:30 - 08:45	0	0	0	0	0	0	0	0	1	0	0	0	0	0	0	0	0	0	0	0	0	0	0	0
08:45 - 09:00	0	0	0	0	0	0	0	0	0	0	0	0	0	0	0	0	0	0	0	0	0	0	0	0
09:00 - 09:15	0	0	0	0	0	0	0	0	0	0	0	0	0	0	0	0	1	0	0	0	0	0	0	0
09:15 - 09:30	0	0	0	0	0	0	0	0	1	0	0	0	0	0	0	0	0	0	0	0	0	0	0	0
09:30 - 09:45	0	0	0	0	0	0	0	0	0	0	0	0	0	0	0	1	0	0	0	0	0	0	0	0
09:45 - 10:00	0	0	0	0	0	0	0	0	1	0	0	0	0	0	0	0	0	0	0	0	0	0	0	0
10:00 - 10:15	0	0	0	0	0	0	0	0	0	0	0	0	0	0	0	0	0	0	0	0	0	0	0	0
10:15 - 10:30	0	0	0	0	0	0	0	0	0	0	0	0	0	0	0	0	0	0	0	0	0	0	0	0
10:30 - 10:45	0	0	0	0	0	0	0	0	0	0	0	0	0	0	0	0	0	0	0	0	0	0	0	0
10:45 - 11:00	0	0	0	0	0	0	0	0	0	0	0	0	0	0	0	0	0	0	0	0	0	0	0	0
11:00 - 11:15	0	0	0	0	0	0	0	0	0	0	0	0	0	0	0	0	0	1	0	0	0	0	0	0
11:15 - 11:30	0	0	0	0	0	0	0	0	1	0	0	0	0	0	0	0	0	0	0	0	0	0	0	0
11:30 - 11:45	0	0	0	0	0	0	0	0	0	0	0	0	0	0	0	0	0	0	0	0	0	0	0	0
11:45 - 12:00	0	0	0	0	0	0	0	0	1	0	0	0	0	0	0	0	0	0	0	0	0	0	0	0
12:00 - 12:15	0	0	0	0	0	0	0	0	1	0	0	0	0	0	0	0	1	0	0	0	0	0	0	0
12:15 - 12:30	0	0	0	0	0	0	0	0	0	0	0	0	0	0	0	0	1	0	0	0	0	0	0	0
12:30 - 12:45	0	0	0	0	0	0	0	0	1	0	0	0	0	0	0	0	0	0	0	0	0	0	0	0
12:45 - 13:00	0	0	0	0	0	0	0	0	0	0	0	0	0	0	0	0	0	0	0	0	0	0	0	0
13:00 - 13:15	0	0	0	0	0	0	0	0	0	0	0	0	0	0	0	0	0	0	0	0	0	0	0	0
13:15 - 13:30	0	0	0	0	0	0	0	0	2	0	0	0	0	0	0	0	0	0	0	0	0	0	0	0
13:30 - 13:45	0	0	0	0	0	0	0	0	1	0	0	0	0	0	0	0	0	0	0	0	0	0	0	0
13:45 - 14:00	0	0	0	0	0	0	0	0	0	0	0	0	0	0	0	0	0	0	0	0	0	0	0	0
14:00 - 14:15	0	0	0	0	0	0	0	0	1	0	0	0	0	0	0	0	1	0	0	0	0	0	0	0
14:15 - 14:30	0	0	0	0	0	0	0	0	0	0	0	0	0	0	0	0	0	0	0	0	0	0	0	0
14:30 - 14:45	0	0	0	0	0	0	0	0	0	0	0	0	0	0	0	0	1	0	0	0	0	0	0	0
14:45 - 15:00	0	0	0	0	0	0	0	0	0	1	0	0	0	0	0	0	0	0	0	0	0	0	0	0
15:00 - 15:15	0	0	0	0	0	0	0	0	2	0	0	0	0	0	0	0	0	0	0	0	0	0	0	0
15:15 - 15:30	0	0	0	0	0	0	0	0	1	0	0	0	0	0	0	0	2	0	0	0	0	0	0	0
15:30 - 15:45	0	0	0	0	0	0	0	0	3	0	0	0	0	0	0	0	0	0	0	0	0	0	0	0
15:45 - 16:00	0	0	0	0	0	0	0	0	0	0	0	0	0	0	0	0	1	0	0	0	0	0	0	0
16:00 - 16:15	0	0	0	0	0	0	0	0	10	2	0	0	0	0	0	0	1	0	0	0	0	0	0	0
16:15 - 16:30	0	0	0	0	0	0	0	0	2	0	0	0	0	0	0	0	0	0	0	0	0	0	0	0
16:30 - 16:45	0	0	0	0	0	0	0	0	3	1	0	0	0	0	0	0	0	0	0	0	0	0	0	0
16:45 - 17:00	0	0	0	0	0	0	0	0	1	0	0	0	0	0	0	0	0	0	0	0	0	0	0	1
17:00 - 17:15	0	0	0	0	0	0	0	0	5	0	0	0	0	0	0	0	2	0	0	0	0	0	0	0
17:15 - 17:30	0	0	0	0	0	0	0	0	0	1	0	0	0	0	0	0	0	0	0	0	0	0	0	0
17:30 - 17:45	0	0	0	0	0	0	0	0	3	0	0	0	0	0	0	0	0	0	0	0	0	0	0	0
17:45 - 18:00	0	0	0	0	0	0	0	0	3	0	0	0	0	0	0	0	0	0	0	0	0	0	0	0
18:00 - 18:15	0	0	0	0	0	0	0	0	2	0	0	0	0	0	0	0	1	0	0	0	0	0	0	0
18:15 - 18:30	0	0	0	0	0	0	0	0	0	0	0	0	0	0	0	0	0	0	0	0	0	0	0	0
18:30 - 18:45	0	0	0	0	0	0	0	0	1	0	0	0	0	0	0	0	1	0	0	0	0	0	0	0
18:45 - 19:00	0	0	0	0	0	0	0	0	1	0	0	0	0	0	0	0	0	0	0	0	0	0	0	0

	B to A								B to B								B to C							
Times	Cars	LGV	Amb	OGV1	OGV2	PSV	M/B	Cyc	Cars	LGV	Amb	OGV1	OGV2	PSV	M/B	Cyc	Cars	LGV	Amb	OGV1	OGV2	PSV	M/B	Cyc
07:00 - 07:15	11	0	0	0	0	0	0	0	0	0	0	0	0	0	0	0	53	3	0	1	0	0	0	1
07:15 - 07:30	9	0	0	0	0	0	0	0	0	0	0	0	0	0	0	0	63	5	0	1	0	0	0	0
07:30 - 07:45	7	0	0	0	0	0	0	1	0	0	0	0	0	0	0	0	80	6	0	2	0	0	0	1
07:45 - 08:00	17	0	0	0	0	0	0	0	0	0	0	0	0	0	0	0	102	6	0	6	0	2	0	1
08:00 - 08:15	18	0	0	0	0	0	0	0	0	0	0	0	0	0	0	0	124	6	0	0	0	2	1	2
08:15 - 08:30	15	0	0	0	0	0	0	0	0	0	0	0	0	0	0	0	85	5	0	1	1	0	2	1
08:30 - 08:45	8	0	0	0	0	0	0	0	0	0	0	0	0	0	0	0	56	6	0	0	1	0	0	6
08:45 - 09:00	13	0	0	0	0	0	0	0	0	0	0	0	0	0	0	0	67	6	0	0	0	0	1	3
09:00 - 09:15	5	1	0	0	0	0	0	0	0	0	0	0	0	0	0	0	53	6	0	0	0	0	0	2
09:15 - 09:30	2	2	0	0	0	0	0	0	0	0	0	0	0	0	0	0	35	4	0	0	0	0	0	12
09:30 - 09:45	1	0	0	0	0	0	0	0	0	0	0	0	0	0	0	0	42	5	0	2	0	0	0	0
09:45 - 10:00	2	0	0	0	0	0	0	0	0	0	0	0	0	0	0	0	41	7	0	1	0	0	0	0
10:00 - 10:15	0	0	0	0	0	0	0	0	0	0	0	0	0	0	0	0	46	3	0	1	0	0	0	3
10:15 - 10:30	3	0	0	0	0	0	0	0	0	0	0	0	0	0	0	0	49	4	0	0	0	0	0	1
10:30 - 10:45	0	0	0	0	0	0	0	0	0	0	0	0	0	0	0	0	41	3	0	1	1	0	1	0
10:45 - 11:00	3	1	0	0	0	0	0	0	0	0	0	0	0	0	0	0	44	3	1	2	0	0	0	0
11:00 - 11:15	2	0	0	0	0	0	0	0	0	0	0	0	0	0	0	0	33	1	1	2	0	0	2	13
11:15 - 11:30	5	0	1	0	0	0	0	0	0	0	0	0	0	0	0	0	42	5	0	2	0	0	1	1
11:30 - 11:45	4	0	0	0	0	0	0	0	0	0	0	0	0	0	0	0	50	5	0	0	0	0	0	3
11:45 - 12:00	3	0	0	0	0	0	0	0	0	0	0	0	0	0	0	0	54	1	0	0	0	0	0	0
12:00 - 12:15	1	0	0	0	0	0	0	0	0	0	0	0	0	0	0	0	46	4	1	0	1	0	1	1
12:15 - 12:30	1	0	0	0	0	0	0	0	0	0	0	0	0	0	0	0	51	2	0	0	0	0	1	3
12:30 - 12:45	2	0	0	0	0	0	0	0	0	0	0	0	0	0	0	0	50	7	0	0	0	0	0	0
12:45 - 13:00	1	0	0	0	0	0	0	0	0	0	0	0	0	0	0	0	54	4	0	1	0	0	0	3
13:00 - 13:15	2	0	1	0	0	0	0	0	0	0	0	0	0	0	0	0	58	4	0	0	0	0	0	0
13:15 - 13:30	2	0	0	0	0	0	0	0	0	0	0	0	0	0	0	0	33	8	0	1	0	0	0	2
13:30 - 13:45	3	0	0	0	0	0	0	0	0	0	0	0	0	0	0	0	37	1	0	0	0	0	0	1
13:45 - 14:00	1	0	0	0	0	0	0	0	0	0	0	0	0	0	0	0	34	5	0	1	1	0	0	2
14:00 - 14:15	0	0	0	0	0	0	0	0	1	0	0	0	0	0	0	0	47	5	0	0	0	0	0	1
14:15 - 14:30	0	1	0	0	0	0	0	0	0	0	0	0	0	0	0	0	44	2	0	1	0	0	0	0
14:30 - 14:45	1	1	0	0	0	0	0	0	0	0	0	0	0	0	0	0	35	7	0	2	0	1	1	0
14:45 - 15:00	1	0	0	0	0	0	0	0	0	0	0	0	0	0	0	0	45	5	1	0	0	0	2	0
15:00 - 15:15	0	0	0	0	0	0	0	0	0	0	0	0	0	0	0	0	56	8	0	1	0	1	0	0
15:15 - 15:30	1	0	0	0	0	0	0	0	0	0	0	0	0	0	0	0	54	6	0	0	0	1	3	2
15:30 - 15:45	1	0	0	0	0	0	0	0	0	0	0	0	0	0	0	0	65	4	0	0	0	0	0	3
15:45 - 16:00	2	0	0	0	0	0	0	0	0	0	0	0	0	0	0	0	57	4	0	1	0	0	0	1
16:00 - 16:15	1	0	0	0	0	0	0	0	0	0	0	0	0	0	0	0	51	8	0	0	0	0	0	1
16:15 - 16:30	0	0	0	0	0	0	0	0	0	0	0	0	0	0	0	0	53	5	0	0	0	0	0	0
16:30 - 16:45	1	0	0	0	0	0	0	0	0	0	0	0	0	0	0	0	58	5	0	0	0	0	0	2
16:45 - 17:00	0	0	0	0	0	0	0	0	0	0	0	0	0	0	0	0	63	2	0	0	0	1	2	3
17:00 - 17:15	1	0	0	0	0	0	0	0	0	0	0	0	0	0	0	0	65	1	0	0	0	0	2	2
17:15 - 17:30	0	0	0	0	0	0	0	0	0	0	0	0	0	0	0	0	52	4	0	0	0	0	1	1
17:30 - 17:45	1	0	0	0	0	0	0	0	0	0	0	0	0	0	0	0	79	3	0	0	0	0	2	6
17:45 - 18:00	0	0	0	0	0	0	0	0	0	0	0	0	0	0	0	0	76	4	0	0	0	0	0	4
18:00 - 18:15	0	0	0	0	0	0	0	0	0	0	0	0	0	0	0	0	67	2	0	0	0	0	0	3
18:15 - 18:30	2	0	0	0	0	0	0	0	0	0	0	0	0	0	0	0	64	2	0	0	0	0	0	4
18:30 - 18:45	0	0	0	0	0	0	0	0	0	0	0	0	0	0	0	0	46	2	0	0	0	0	1	4
18:45 - 19:00	0	0	0	0	0	0	0	0	1	0	0	0	0	0	0	0	37	3	0	0	0	0	0	1

	C to A								C to B								C to C							
Times	Cars	LGV	Amb	OGV1	OGV2	PSV	M/B	Cyc	Cars	LGV	Amb	OGV1	OGV2	PSV	M/B	Cyc	Cars	LGV	Amb	OGV1	OGV2	PSV	M/B	Cyc
07:00 - 07:15	2	0	0	0	0	0	0	0	34	0	0	0	0	0	0	2	0	0	0	0	0	0	0	0
07:15 - 07:30	2	0	0	0	0	0	0	0	40	2	0	2	0	3	0	4	0	0	0	0	0	0	0	0
07:30 - 07:45	6	2	0	0	0	0	0	0	64	2	0	1	0	1	0	4	0	0	0	0	0	0	0	0
07:45 - 08:00	14	0	0	0	0	0	0	1	80	8	0	0	0	2	1	2	0	0	0	0	0	0	0	0
08:00 - 08:15	8	0	0	0	0	0	0	1	90	4	0	1	0	1	1	5	0	0	0	0	0	0	0	0
08:15 - 08:30	8	0	0	0	0	0	0	0	136	7	0	2	0	0	0	3	0	0	0	0	0	0	0	0
08:30 - 08:45	8	0	0	0	0	0	0	1	100	6	0	1	0	2	1	0	0	0	0	0	0	0	0	0
08:45 - 09:00	4	0	0	0	0	0	0	0	64	5	0	0	1	1	0	4	0	0	0	0	0	0	0	0
09:00 - 09:15	6	1	0	0	0	0	0	0	48	11	0	1	0	1	0	1	0	0	0	0	0	0	0	0
09:15 - 09:30	1	1	0	0	0	0	0	0	57	3	0	1	0	2	0	0	0	0	0	0	0	0	0	0
09:30 - 09:45	0	0	0	0	0	0	0	0	45	4	0	2	0	1	0	2	0	0	0	0	0	0	0	0
09:45 - 10:00	0	0	0	0	0	0	0	0	44	1	1	0	1	1	0	2	0	0	0	0	0	0	0	0
10:00 - 10:15	0	0	0	0	0	0	0	0	39	3	0	0	0	0	0	0	0	0	0	0	0	0	0	0
10:15 - 10:30	0	0	0	0	0	0	0	0	40	5	1	0	0	2	0	1	0	0	0	0	0	0	0	0
10:30 - 10:45	0	0	0	0	0	0	0	0	33	2	1	2	0	1	0	1	0	0	0	0	0	0	0	0
10:45 - 11:00	0	0	0	0	0	0	0	0	35	0	0	1	0	1	0	1	0	0	0	0	0	0	0	0
11:00 - 11:15	1	0	0	0	0	0	0	0	44	5	1	1	1	1	0	1	0	0	0	0	0	0	0	0
11:15 - 11:30	1	0	0	0	0	0	0	0	53	4	0	1	0	1	0	1	0	0	0	0	0	0	0	0
11:30 - 11:45	1	0	0	0	0	0	0	0	41	3	0	0	0	1	0	2	0	0	0	0	0	0	0	0
11:45 - 12:00	0	0	0	0	0	0	0	0	34	4	0	2	0	1	0	0	0	0	0	0	0	0	0	0
12:00 - 12:15	0	0	0	0	0	0	0	0	41	1	1	0	0	1	1	0	1	0	0	0	0	0	0	0
12:15 - 12:30	0	0	0	0	0	0	0	0	49	7	1	1	0	1	0	1	0	0	0	0	0	0	0	0
12:30 - 12:45	0	0	0	0	0	0	0	0	40	5	0	0	1	1	0	4	0	0	0	0	0	0	0	0
12:45 - 13:00	1	0	0	0	0	0	0	0	40	4	0	1	0	1	0	6	0	0	0	0	0	0	0	0
13:00 - 13:15	1	0	0	0	0	0	0	0	44	6	0	2	0	1	1	3	0	0	0	0	0	0	0	0
13:15 - 13:30	1	0	0	0	0	0	0	0	48	9	0	1	1	0	0	3	0	0	0	0	0	0	0	0
13:30 - 13:45	0	0	0	0	0	0	0	0	47	3	0	0	0	2	0	2	0	0	0	0	0	0	0	0
13:45 - 14:00	1	0	0	0	0	0	0	0	33	3	0	1	0	1	0	5	0	0	0	0	0	0	0	0
14:00 - 14:15	0	0	0	0	0	0	0	0	45	5	0	1	0	1	1	2	0	0	0	0	0	0	0	0
14:15 - 14:30	0	0	0	0	0	0	0	0	39	6	2	0	0	1	0	5	0	0	0	0	0	0	0	0
14:30 - 14:45	0	0	0	0	0	0	0	0	42	3	0	1	0	1	2	1	0	0	0	0	0	0	0	0
14:45 - 15:00	0	0	0	0	0	0	0	0	57	3	0	1	0	1	1	2	0	0	0	0	0	0	0	0
15:00 - 15:15	0	0	0	0	0	0	0	0	57	9	0	1	0	2	0	2	0	0	0	0	0	0	0	0
15:15 - 15:30	0	0	0	0	0	0	0	0	50	6	0	1	0	2	0	3	0	0	0	0	0	0	0	0
15:30 - 15:45	0	0	0	0	0	0	0	0	45	4	0	0	1	0	0	5	0	0	0	0	0	0	0	0
15:45 - 16:00	2	0	0	0	0	0	0	0	59	5	0	0	0	1	0	4	0	0	0	0	0	0	0	0
16:00 - 16:15	0	0	0	0	0	0	0	0	71	10	0	1	0	1	0	2	0	0	0	0	0	0	0	0
16:15 - 16:30	0	0	0	0	0	0	0	0	108	7	0	0	0	2	0	3	0	0	0	0	0	0	0	0
16:30 - 16:45	0	0	0	0	0	0	0	0	86	6	0	0	0	0	0	1	0	0	0	0	0	0	0	0
16:45 - 17:00	0	0	0	0	0	0	0	0	86	6	0	0	0	1	1	2	0	0	0	0	0	0	0	0
17:00 - 17:15	1	1	0	0	0	0	0	0	84	5	0	0	0	1	0	1	0	0	0	0	0	0	0	0
17:15 - 17:30	0	0	0	0	0	0	0	0	93	3	0	0	0	2	1	2	0	0	0	0	0	0	0	0
17:30 - 17:45	0	0	0	0	0	0	0	0	130	6	0	0	0	0	0	1	0	0	0	0	0	0	0	0

Advanced Transport Research

Site 4 - Woodcote Green Road/Hospital Access

PCU Values

Job Number & Name: 21326 Epsom Hospital

Client: Mayer Brown

Date: Thursday 23 May 2019

Times	A to A								A to B								A to C							
	Cars	LGV	Amb	OGV1	OGV2	PSV	M/B	Cyc	Cars	LGV	Amb	OGV1	OGV2	PSV	M/B	Cyc	Cars	LGV	Amb	OGV1	OGV2	PSV	M/B	Cyc
0000 - 0005	0.0	0.0	0.0	0.0	0.0	0.0	0.0	0.0	2.0	0.0	0.0	0.0	0.0	0.0	0.0	0.0	0.0	0.0	0.0	0.0	0.0	0.0	0.0	0.0
0005 - 0010	0.0	0.0	0.0	0.0	0.0	0.0	0.0	0.0	0.0	0.0	0.0	0.0	0.0	0.0	0.0	0.0	0.0	0.0	0.0	0.0	0.0	0.0	0.0	0.0
0010 - 0015	0.0	0.0	0.0	0.0	0.0	0.0	0.0	0.0	1.0	0.0	0.0	0.0	0.0	0.0	0.0	0.0	0.0	0.0	0.0	0.0	0.0	0.2	0.0	0.0
0015 - 0020	0.0	0.0	0.0	0.0	0.0	0.0	0.0	0.0	1.0	0.0	0.0	0.0	0.0	0.0	0.0	0.0	0.0	0.0	0.0	0.0	0.0	0.0	0.0	0.0
0020 - 0025	0.0	0.0	0.0	0.0	0.0	0.0	0.0	0.0	1.0	0.0	0.0	0.0	0.0	0.0	0.0	0.0	0.0	0.0	0.0	0.0	0.0	0.0	0.0	0.0
0025 - 0030	0.0	0.0	0.0	0.0	0.0	0.0	0.0	0.0	1.0	0.0	0.0	0.0	0.0	0.0	0.0	0.0	0.0	0.0	0.0	0.0	0.0	0.0	0.0	0.0
0030 - 0035	0.0	0.0	0.0	0.0	0.0	0.0	0.0	0.0	1.0	0.0	0.0	0.0	0.0	0.0	0.0	0.0	0.0	0.0	0.0	0.0	0.0	0.0	0.0	0.0
0035 - 0040	0.0	0.0	0.0	0.0	0.0	0.0	0.0	0.0	1.0	0.0	0.0	0.0	0.0	0.0	0.0	0.0	0.0	0.0	0.0	0.0	0.0	0.0	0.0	0.0
0040 - 0045	0.0	0.0	0.0	0.0	0.0	0.0	0.0	0.0	1.0	0.0	0.0	0.0	0.0	0.0	0.0	0.0	0.0	0.0	0.0	0.0	0.0	0.0	0.0	0.0
0045 - 0050	0.0	0.0	0.0	0.0	0.0	0.0	0.0	0.0	1.0	0.0	0.0	0.0	0.0	0.0	0.0	0.0	0.0	0.0	0.0	0.0	0.0	0.0	0.0	0.0
0050 - 0055	0.0	0.0	0.0	0.0	0.0	0.0	0.0	0.0	1.0	0.0	0.0	0.0	0.0	0.0	0.0	0.0	0.0	0.0	0.0	0.0	0.0	0.0	0.0	0.0
0055 - 0100	0.0	0.0	0.0	0.0	0.0	0.0	0.0	0.0	1.0	0.0	0.0	0.0	0.0	0.0	0.0	0.0	0.0	0.0	0.0	0.0	0.0	0.0	0.0	0.0
0100 - 0105	0.0	0.0	0.0	0.0	0.0	0.0	0.0	0.0	1.0	0.0	0.0	0.0	0.0	0.0	0.0	0.0	0.0	0.0	0.0	0.0	0.0	0.0	0.0	0.0
0105 - 0110	0.0	0.0	0.0	0.0	0.0	0.0	0.0	0.0	1.0	0.0	0.0	0.0	0.0	0.0	0.0	0.0	0.0	0.0	0.0	0.0	0.0	0.0	0.0	0.0
0110 - 0115	0.0	0.0	0.0	0.0	0.0	0.0	0.0	0.0	1.0	0.0	0.0	0.0	0.0	0.0	0.0	0.0	0.0	0.0	0.0	0.0	0.0	0.0	0.0	0.0
0115 - 0120	0.0	0.0	0.0	0.0	0.0	0.0	0.0	0.0	1.0	0.0	0.0	0.0	0.0	0.0	0.0	0.0	0.0	0.0	0.0	0.0	0.0	0.0	0.0	0.0
0120 - 0125	0.0	0.0	0.0	0.0	0.0	0.0	0.0	0.0	1.0	0.0	0.0	0.0	0.0	0.0	0.0	0.0	0.0	0.0	0.0	0.0	0.0	0.0	0.0	0.0
0125 - 0130	0.0	0.0	0.0	0.0	0.0	0.0	0.0	0.0	1.0	0.0	0.0	0.0	0.0	0.0	0.0	0.0	0.0	0.0	0.0	0.0	0.0	0.0	0.0	0.0
0130 - 0135	0.0	0.0	0.0	0.0	0.0	0.0	0.0	0.0	1.0	0.0	0.0	0.0	0.0	0.0	0.0	0.0	0.0	0.0	0.0	0.0	0.0	0.0	0.0	0.0
0135 - 0140	0.0	0.0	0.0	0.0	0.0	0.0	0.0	0.0	1.0	0.0	0.0	0.0	0.0	0.0	0.0	0.0	0.0	0.0	0.0	0.0	0.0	0.0	0.0	0.0
0140 - 0145	0.0	0.0	0.0	0.0	0.0	0.0	0.0	0.0	1.0	0.0	0.0	0.0	0.0	0.0	0.0	0.0	0.0	0.0	0.0	0.0	0.0	0.0	0.0	0.0
0145 - 0150	0.0	0.0	0.0	0.0	0.0	0.0	0.0	0.0	1.0	0.0	0.0	0.0	0.0	0.0	0.0	0.0	0.0	0.0	0.0	0.0	0.0	0.0	0.0	0.0
0150 - 0155	0.0	0.0	0.0	0.0	0.0	0.0	0.0	0.0	1.0	0.0	0.0	0.0	0.0	0.0	0.0	0.0	0.0	0.0	0.0	0.0	0.0	0.0	0.0	0.0
0155 - 0200	0.0	0.0	0.0	0.0	0.0	0.0	0.0	0.0	1.0	0.0	0.0	0.0	0.0	0.0	0.0	0.0	0.0	0.0	0.0	0.0	0.0	0.0	0.0	0.0
0200 - 0205	0.0	0.0	0.0	0.0	0.0	0.0	0.0	0.0	1.0	0.0	0.0	0.0	0.0	0.0	0.0	0.0	0.0	0.0	0.0	0.0	0.0	0.0	0.0	0.0
0205 - 0210	0.0	0.0	0.0	0.0	0.0	0.0	0.0	0.0	1.0	0.0	0.0	0.0	0.0	0.0	0.0	0.0	0.0	0.0	0.0	0.0	0.0	0.0	0.0	0.0
0210 - 0215	0.0	0.0	0.0	0.0	0.0	0.0	0.0	0.0	1.0	0.0	0.0	0.0	0.0	0.0	0.0	0.0	0.0	0.0	0.0	0.0	0.0	0.0	0.0	0.0
0215 - 0220	0.0	0.0	0.0	0.0	0.0	0.0	0.0	0.0	1.0	0.0	0.0	0.0	0.0	0.0	0.0	0.0	0.0	0.0	0.0	0.0	0.0	0.0	0.0	0.0
0220 - 0225	0.0	0.0	0.0	0.0	0.0	0.0	0.0	0.0	1.0	0.0	0.0	0.0	0.0	0.0	0.0	0.0	0.0	0.0	0.0	0.0	0.0	0.0	0.0	0.0
0225 - 0230	0.0	0.0	0.0	0.0	0.0	0.0	0.0	0.0	1.0	0.0	0.0	0.0	0.0	0.0	0.0	0.0	0.0	0.0	0.0	0.0	0.0	0.0	0.0	0.0
0230 - 0235	0.0	0.0	0.0	0.0	0.0	0.0	0.0	0.0	1.0	0.0	0.0	0.0	0.0	0.0	0.0	0.0	0.0	0.0	0.0	0.0	0.0	0.0	0.0	0.0
0235 - 0240	0.0	0.0	0.0	0.0	0.0	0.0	0.0	0.0	1.0	0.0	0.0	0.0	0.0	0.0	0.0	0.0	0.0	0.0	0.0	0.0	0.0	0.0	0.0	0.0
0240 - 0245	0.0	0.0	0.0	0.0	0.0	0.0	0.0	0.0	1.0	0.0	0.0	0.0	0.0	0.0	0.0	0.0	0.0	0.0	0.0	0.0	0.0	0.0	0.0	0.0
0245 - 0250	0.0	0.0	0.0	0.0	0.0	0.0	0.0	0.0	1.0	0.0	0.0	0.0	0.0	0.0	0.0	0.0	0.0	0.0	0.0	0.0	0.0	0.0	0.0	0.0
0250 - 0255	0.0	0.0	0.0	0.0	0.0	0.0	0.0	0.0	1.0	0.0	0.0	0.0	0.0	0.0	0.0	0.0	0.0	0.0	0.0	0.0	0.0	0.0	0.0	0.0
0255 - 0300	0.0	0.0	0.0	0.0	0.0	0.0	0.0	0.0	1.0	0.0	0.0	0.0	0.0	0.0	0.0	0.0	0.0	0.0	0.0	0.0	0.0	0.0	0.0	0.0
0300 - 0305	0.0	0.0	0.0	0.0	0.0	0.0	0.0	0.0	1.0	0.0	0.0	0.0	0.0	0.0	0.0	0.0	0.0	0.0	0.0	0.0	0.0	0.0	0.0	0.0
0305 - 0310	0.0	0.0	0.0	0.0	0.0	0.0	0.0	0.0	1.0	0.0	0.0	0.0	0.0	0.0	0.0	0.0	0.0	0.0	0.0	0.0	0.0	0.0	0.0	0.0
0310 - 0315	0.0	0.0	0.0	0.0	0.0	0.0	0.0	0.0	1.0	0.0	0.0	0.0	0.0	0.0	0.0	0.0	0.0	0.0	0.0	0.0	0.0	0.0	0.0	0.0
0315 - 0320	0.0	0.0	0.0	0.0	0.0	0.0	0.0	0.0	1.0	0.0	0.0	0.0	0.0	0.0	0.0	0.0	0.0	0.0	0.0	0.0	0.0	0.0	0.0	0.0
0320 - 0325	0.0	0.0	0.0	0.0	0.0	0.0	0.0	0.0	1.0	0.0	0.0	0.0	0.0	0.0	0.0	0.0	0.0	0.0	0.0	0.0	0.0	0.0	0.0	0.0
0325 - 0330	0.0	0.0	0.0	0.0	0.0	0.0	0.0	0.0	1.0	0.0	0.0	0.0	0.0	0.0	0.0	0.0	0.0	0.0	0.0	0.0	0.0	0.0	0.0	0.0
0330 - 0335	0.0	0.0	0.0	0.0	0.0	0.0	0.0	0.0	1.0	0.0	0.0	0.0	0.0	0.0	0.0	0.0	0.0	0.0	0.0	0.0	0.0	0.0	0.0	0.0
0335 - 0340	0.0	0.0	0.0	0.0	0.0	0.0	0.0	0.0	1.0	0.0	0.0	0.0	0.0	0.0	0.0	0.0	0.0	0.0	0.0	0.0	0.0	0.0	0.0	0.0
0340 - 0345	0.0	0.0	0.0	0.0	0.0	0.0	0.0	0.0	1.0	0.0	0.0	0.0	0.0	0.0	0.0	0.0	0.0	0.0	0.0	0.0	0.0	0.0	0.0	0.0
0345 - 0350	0.0	0.0	0.0	0.0	0.0	0.0	0.0	0.0	1.0	0.0	0.0	0.0	0.0	0.0	0.0	0.0	0.0	0.0	0.0	0.0	0.0	0.0	0.0	0.0
0350 - 0355	0.0	0.0	0.0	0.0	0.0	0.0	0.0	0.0	1.0	0.0	0.0	0.0	0.0	0.0	0.0	0.0	0.0	0.0	0.0	0.0	0.0	0.0	0.0	0.0
0355 - 0400	0.0	0.0	0.0	0.0	0.0	0.0	0.0	0.0	1.0	0.0	0.0	0.0	0.0	0.0	0.0	0.0	0.0	0.0	0.0	0.0	0.0	0.0	0.0	0.0
0400 - 0405	0.0	0.0	0.0	0.0	0.0	0.0	0.0	0.0	1.0	0.0	0.0	0.0	0.0	0.0	0.0	0.0	0.0	0.0	0.0	0.0	0.0	0.0	0.0	0.0
0405 - 0410	0.0	0.0	0.0	0.0	0.0	0.0	0.0	0.0	1.0	0.0	0.0	0.0	0.0	0.0	0.0	0.0	0.0	0.0	0.0	0.0	0.0	0.0	0.0	0.0
0410 - 0415	0.0	0.0	0.0	0.0	0.0	0.0	0.0	0.0	1.0	0.0	0.0	0.0	0.0	0.0	0.0	0.0	0.0	0.0	0.0	0.0	0.0	0.0	0.0	0.0
0415 - 0420	0.0	0.0	0.0	0.0	0.0	0.0	0.0	0.0	1.0	0.0	0.0	0.0	0.0	0.0	0.0	0.0	0.0	0.0	0.0	0.0	0.0	0.0	0.0	0.0
0420 - 0425	0.0	0.0	0.0	0.0	0.0	0.0	0.0	0.0	1.0	0.0	0.0	0.0	0.0	0.0	0.0	0.0	0.0	0.0	0.0	0.0	0.0	0.0	0.0	0.0
0425 - 0430	0.0	0.0	0.0	0.0	0.0	0.0	0.0	0.0	1.0	0.0	0.0	0.0	0.0	0.0	0.0	0.0	0.0	0.0	0.0	0.0	0.0	0.0	0.0	0.0
0430 - 0435	0.0	0.0	0.0	0.0	0.0	0.0	0.0	0.0	1.0	0.0	0.0	0.0	0.0	0.0	0.0	0.0	0.0	0.0	0.0	0.0	0.0	0.0	0.0	0.0
0435 - 0440	0.0	0.0	0.0	0.0	0.0	0.0	0.0	0.0	1.0	0.0	0.0	0.0	0.0	0.0	0.0	0.0	0.0	0.0	0.0	0.0	0.0	0.0	0.0	0.0
0440 - 0445	0.0	0.0	0.0	0.0	0.0	0.0	0.0	0.0	1.0	0.0	0.0	0.0	0.0	0.0	0.0	0.0	0.0	0.0	0.0	0.0	0.0	0.0	0.0	0.0
0445 - 0450	0.0	0.0	0.0	0.0	0.0	0.0	0.0	0.0	1.0	0.0	0.0	0.0	0.0	0.0	0.0	0.0	0.0	0.0	0.0	0.0	0.0	0.0	0.0	0.0
0450 - 0455	0.0	0.0	0.0	0.0	0.0	0.0	0.0	0.0	1.0	0.0	0.0	0.0	0.0	0.0	0.0	0.0	0.0	0.0	0.0	0.0	0.0	0.0	0.0	0.0
0455 - 0500	0.0	0.0	0.0	0.0	0.0	0.0	0.0	0.0	1.0	0.0	0.0	0.0	0.0	0.0	0.0	0.0	0.0	0.0	0.0	0.0	0.0	0.0	0.0	0.0
0500 - 0505	0.0	0.0	0.0	0.0	0.0	0.0	0.0	0.0	1.0	0.0	0.0	0.0	0.0	0.0	0.0	0.0	0.0	0.0	0.0	0.0	0.0	0.0	0.0	0.0
0505 - 0510	0.0	0.0	0.0	0.0	0.0	0.0	0.0	0.0	1.0	0.0	0.0	0.0	0.0	0.0	0.0	0.0	0.0	0.0	0.0	0.0	0.0	0.0	0.0	0.0
0510 - 0515	0.0	0.0	0.0	0.0	0.0	0.0	0.0	0.0	1.0	0.0	0.0	0.0	0.0	0.0	0.0	0.0	0.0	0.0	0.0	0.0	0.0	0.0	0.0	0.0
0515 - 0520	0.0	0.0	0.0	0.0	0.0	0.0	0.0	0.0	1.0	0.0	0.0	0.0	0.0	0.0	0.0	0.0	0.0	0.0	0.0	0.0	0.0	0.0	0.0	0.0
0520 - 0525	0.0	0.0	0.0	0.0	0.0	0.0	0.0	0.0	1.0	0.0	0.0	0.0	0.0	0.0	0.0	0.0	0.0	0.0	0.0	0.0	0.0	0.0	0.0	0.0
0525 - 0530	0.0	0.0	0.0	0.0	0.0	0.0	0.0	0.0	1.0	0.0	0.0	0.0	0.0	0.0	0.0	0.0	0.0	0.0	0.0	0.0	0.0	0.0	0.0	0.0
0530 - 0535	0.0	0.0	0.0	0.0	0.0	0.0	0.0	0.0	1.0	0.0	0.0	0.0	0.0	0.0	0.0	0.0	0.0	0.0	0.0	0.0	0.0	0.0	0.0	0.0
0535 - 0540	0.0	0.0	0.0	0.0	0.0	0.0	0.0	0.0	1.0	0.0	0.0	0.0	0.0	0.0	0.0	0.0	0.0	0.0	0.0	0.0	0.0	0.0	0.0	0.0
0540 - 0545	0.0	0.0	0.0	0.0	0.0	0.0	0.0	0.0	1.0	0.0	0.0	0.0	0.0	0.0	0.0	0.0	0.0	0.0	0.0	0.0	0.0	0.0	0.0	0.0
0545 - 0550	0.0	0.0	0.0	0.0	0.0	0.0	0.0	0.0	1.0	0.0	0.0	0.0	0.0	0.0	0.0	0.0	0.0	0.0	0.0	0.0	0.0	0.0	0.0	0.0
0550 - 0555	0.0	0.0	0.0	0.0	0.0	0.0	0.0	0.0	1.0	0.0	0.0	0.0	0.0	0.0	0.0	0.0	0.0	0.0	0.0	0.0	0.0	0.0	0.0	0.0
0555 - 0600	0.0	0.0	0.0	0.0	0.0	0.0	0.0	0.0	1.0	0.0	0.0	0.0	0.0	0.0	0.0	0.0	0.0	0.0	0.0	0.0	0.0	0.0	0.0	0.0

Times	B to A								B to B								B to C							
	Cars	LGV	Amb	OGV1	OGV2	PSV	M/B	Cyc	Cars	LGV	Amb	OGV1	OGV2	PSV	M/B	Cyc	Cars	LGV	Amb	OGV1	OGV2	PSV	M/B	Cyc
0000 - 0005	11.0	0.0	0.0	0.0	0.0	0.0	0.0	0.0	0.0	0.0	0.0	0.0	0.0	0.0	0.0	0.0	53.0	3.0	1.0	1.5	0.0	0.0	0.0	0.0
0005 - 0010	9.0	0.0	0.0	0.0	0.0	0.0	0.0	0.0	0.0	0.0	0.0	0.0	0.0	0.0	0.0	0.0	63.0	3.0	0.0	1.5	0.0	0.0	0.0	0.0
0010 - 0015	7.0	0.0	0.0	0.0	0.0	0.0	0.2	0.0	0.0	0.0	0.0	0.0	0.0	0.0	0.0	0.0	80.0	6.0	1.0	3.0	0.0	0.0	0.0	0.0
0015 - 0020	17.0	0.0	0.0	0.0	0.0	0.0	0.0	0.0	0.0	0.0	0.0	0.0	0.0	0.0	0.0	0.0	102.0	6.0	1.0	3.0	0.0	4.0	0.0	0.2
0020 - 0025	18.0	0.0	0.0	0.0	0.0	0.0	0.0	0.0	0.0	0.0	0.0	0.0	0.0	0.0	0.0	0.0	121.0	6.0	2.0	0.0	0.0	4.0	0.0	0.4
0025 - 0030	15.0	0.0	0.0	0.0	0.0	0.0	0.0	0.0	0.0	0.0	0.0	0.0	0.0	0.0	0.0	0.0	85.0	5.0	1.0	1.5	2.1	0.0	0.0	0.2
0030 - 0035	8.0	0.0	0.0	0.0	0.0	0.0	0.0	0.0	0.0	0.0	0.0	0.0	0.0	0.0	0.0	0.0	56.0	6.0	6.0	0.0	2.1	0.0	0.0	0.2
0035 - 0040	13.0	0.0	0.0	0.0	0.0	0.0	0.0	0.0	0.0	0.0	0.0	0.0	0.0	0.0	0.0	0.0	67.0	6.0	3.0	0.0	0.0	0.1	0.6	0.0
0040 - 0045	5.0	1.0	0.0	0.0	0.0	0.0	0.0	1.0	0.0	0.0	0.0	0.0	0.0	0.0	0.0	0.0	53.0	6.0	2.0	0.0	0.0	0.0	0.1	0.4
0045 - 0050	2.0	1.0	0.0	0.0	0.0	0.0	0.0	0.0	0.0	0.0	0.0	0.0	0.0	0.0	0.0	0.0	35.0	4.0	12.0	0.0	0.0	0.0	0.1	2.4
0050 - 0055	1.0	0.0	0.0	0.0	0.0	0.0	0.0	0.0	0.0	0.0	0.0	0.0	0.0	0.0	0.0	0.0	42.0	5.0	0.0	3.0	0.0	0.0	0.0	0.0
0055 - 0100	2.0	0.0	0.0	0.0	0.0	0.0	0.0	0.0	0.0	0.0	0.0	0.0	0.0	0.0	0.0	0.0	41.0	5.0	0.0	1.5	0.0	0.0	0.0	0.0
0100 - 0105	4.0	0.0	0.0	0.0	0.0	0.0	0.0	0.0	0.0	0.0	0.0	0.0	0.0	0.0	0.0	0.0	86.0	3.0	3.0	1.5	0.0	0.0	0.0	0.0
0105 - 0110	3.0	0.0	0.0	0.0	0.0	0.0	0.0	0.0	0.0	0.0	0.0	0.0	0.0	0.0	0.0	0.0	69.0	1.0	1.0	0.0	0.0	0.0	0.0	0.0
0110 - 0115	1.0	0.0	0.0	0.0	0.0	0.0	0.0	0.0	0.0	0.0	0.0	0.0	0.0	0.0	0.0	0.0	41.0	3.0	0.0	1.5	2.1	0.0	0.0	0.0
0115 - 0120	3.0	1.0	0.0	0.0	0.0	0.0	0.0	0.0	0.0	0.0	0.0	0.0	0.0	0.0	0.0	0.0	45.0	3.0	0.0	0.0	0.0	0.0	0.0	0.0
0120 - 0125	2.0	0.0	0.0	0.0	0.0	0.0	0.0	1.0	0.0	0.0	0.0	0.0	0.0	0.0	0.0	0.0	23.0	1.0	13.0	0.0	0.0	0.0	0.0	2.6
0125 - 0130	5.0	0.0	0.0	0.0	0.0	0.0	0.0	0.0	0.0	0.0	0.0	0.0	0.0	0.0	0.0	0.0	42.0	5.0	1.0	3.0	0.0	0.0	0.1	0.2
0130 - 0135	4.0	0.0	0.0	0.0	0.0	0.0	0.0	0.0	0.0	0.0	0.0	0.0	0.0	0.0	0.0	0.0	50.0	5.0	3.0	0.0	0.0	0.0	0.0	0.0
0135 - 0140	3.0	0.0	0.0	0.0	0.0	0.0	0.0	0.0	0.0	0.0	0.0	0.0	0.0	0.0	0.0	0.0	34.0	1.0	0.0	0.0	0.0	0.0	0.0	0.0
0140 - 0145	1.0	0.0	0.0	0.0	0.0	0.0	0.0	1.0	0.0	0.0	0.0	0.0	0.0	0.0	0.0	0.0	46.0	1.0	1.0	0.0	2.1	0.0	0.1	0.2
0145 - 0150	1.0	0.0	0.0	0.0	0.0	0.0	0.0	1.0	0.0	0.0	0.0	0.0	0.0	0.0	0.0	0.0	51.0	2.0	3.0	0.0	0.0	0.1	0.6	0.0
0150 - 0155	2.0	0.0	0.0	0.0	0.0	0.0	0.0	0.0	0.0	0.0	0.0	0.0	0.0	0.0	0.0	0.0	50.0	7.0	0.0	0.0	0.0	0.0	0.0	0.0
0155 - 0200	1.0	0.0	0.0	0.0	0.0	0.0	0.0	0.0	0.0	0.0	0.0	0.0	0.0	0.0	0.0	0.0	51.0	4.0	3.0	1.5	0.0	0.0	0.6	0.1
0200 - 0205	2.0	0.0	0.0	0.0	0.0	0.0	0.0	0.0	0.0	0.0	0.0	0.0	0.0	0.0	0.0	0.0	56.0	4.0	0.0	0.0	0.0	0.0	0.0	0.0
0205 - 0210	2.0	0.0	0.0	0.0	0.0	0.0	0.0	0.0	0.0	0.0	0.0	0.0	0.0	0.0	0.0	0.0	33.0	5.0	2.0	1.5	0.0	0.0	0.1	0.4
0210 - 0215	3.0	0.0	0.0	0.0	0.0	0.0	0.0	0.0	0.0	0.0	0.0	0.0	0.0	0.0	0.0	0.0	37.0	1.0	1.0	0.0	0.0	0.0	0.2	0.2
0215 - 0220	1.0	0.0	0.0	0.0	0.0	0.0	0.

ADVANCED TRANSPORT RESEARCH

Job Number & Name: 21326 Epsom Hospital

Site Number/Name: Site 4 - Woodcote Green Road/Hospital Access

Client: Mayer Brown

Date: 21/05/2019

Weather: Sunny, Dry

Comments: None

Advanced Transport Research		*Job Number & Name:*	21326 Epsom Hospital
Site 4 - Woodcote Green Road/Hospital Access		*Date:*	Tuesday 21 May 2019

Job Type:	Queue Lengths				
Co-ordinates:	51° 19'25.43"N, 0° 16'22.70"W	*Postcode:*	KT18 7DW	*Times:*	0700-1900

Advanced Transport Research	*Job Number & Name:*	21326 Epsom Hospital
Site 4 - Woodcote Green Road/Hospital Access	*Client:*	Mayer Brown
Queue Lengths	*Date:*	Tuesday 21 May 2019

	Hospital Access		Woodcote Green Road Right-Turn	
Times	LV	HV	LV	HV
07:00 - 07:05	1	0	1	0
07:05 - 07:10	0	0	0	0
07:10 - 07:15	0	0	2	0
07:15 - 07:20	0	0	0	0
07:20 - 07:25	1	0	3	0
07:25 - 07:30	0	0	0	0
07:30 - 07:35	0	0	0	0
07:35 - 07:40	0	0	1	0
07:40 - 07:45	0	0	2	0
07:45 - 07:50	1	0	4	0
07:50 - 07:55	1	0	5	0
07:55 - 08:00	1	0	2	0
08:00 - 08:05	1	0	5	0
08:05 - 08:10	0	0	7	0
08:10 - 08:15	0	0	2	0
08:15 - 08:20	0	0	3	0
08:20 - 08:25	0	0	1	0
08:25 - 08:30	1	0	5	0
08:30 - 08:35	0	0	2	0
08:35 - 08:40	1	0	2	0
08:40 - 08:45	0	0	7	0
08:45 - 08:50	0	0	1	0
08:50 - 08:55	0	0	0	0
08:55 - 09:00	0	0	2	0
09:00 - 09:05	0	0	0	0
09:05 - 09:10	0	0	0	0
09:10 - 09:15	0	0	0	0
09:15 - 09:20	0	0	1	0
09:20 - 09:25	0	0	0	0
09:25 - 09:30	1	0	0	0
09:30 - 09:35	0	0	0	0
09:35 - 09:40	0	0	0	0
09:40 - 09:45	0	0	0	0
09:45 - 09:50	0	0	0	0
09:50 - 09:55	0	0	0	0
09:55 - 10:00	0	0	1	0
10:00 - 10:05	0	0	0	0

Count in Vehicles

Lane 1 = Nearest Kerb

Advanced Transport Research	Job Number & Name:	21326 Epsom Hospital
Site 4 - Woodcote Green Road/Hospital Access	Client:	Mayer Brown
Queue Lengths	Date:	Tuesday 21 May 2019

	Hospital Access		Woodcote Green Road Right-Turn	
Times	LV	HV	LV	HV
10:05 - 10:10	0	0	0	0
10:10 - 10:15	0	0	0	0
10:15 - 10:20	0	0	0	0
10:20 - 10:25	0	0	0	0
10:25 - 10:30	0	0	3	0
10:30 - 10:35	0	0	0	0
10:35 - 10:40	0	0	0	0
10:40 - 10:45	0	0	0	0
10:45 - 10:50	0	0	0	0
10:50 - 10:55	1	0	0	0
10:55 - 11:00	0	0	0	0
11:00 - 11:05	0	0	1	0
11:05 - 11:10	1	0	0	0
11:10 - 11:15	0	0	0	0
11:15 - 11:20	0	0	0	0
11:20 - 11:25	0	0	0	0
11:25 - 11:30	0	0	0	0
11:30 - 11:35	0	0	0	0
11:35 - 11:40	0	0	0	0
11:40 - 11:45	0	0	0	0
11:45 - 11:50	0	0	0	0
11:50 - 11:55	0	0	0	0
11:55 - 12:00	0	0	0	0
12:00 - 12:05	0	0	0	0
12:05 - 12:10	1	0	0	0
12:10 - 12:15	0	0	1	0
12:15 - 12:20	0	0	0	0
12:20 - 12:25	0	0	1	0
12:25 - 12:30	0	0	0	0
12:30 - 12:35	1	0	0	0
12:35 - 12:40	1	0	0	0
12:40 - 12:45	0	0	0	0
12:45 - 12:50	0	0	0	0
12:50 - 12:55	0	0	0	0
12:55 - 13:00	0	0	0	0
13:00 - 13:05	0	0	0	0

ADVANCED TRANSPORT RESEARCH

Job Number & Name: 21326 Epsom Hospital

Site Number/Name: Site 4 - Woodcote Green Road/Hospital Access

Client: Mayer Brown

Date: 22/05/2019

Weather: Sunny, Dry

Comments: None

Advanced Transport Research		*Job Number & Name:*	21326 Epsom Hospital
Site 4 - Woodcote Green Road/Hospital Access		*Date:*	Wednesday 22 May 2019

Job Type:	Queue Lengths				
Co-ordinates:	51° 19'25.43"N, 0° 16'22.70"W	*Postcode:*	KT18 7DW	*Times:*	0700-1900

Advanced Transport Research	Job Number & Name:	21326 Epsom Hospital
Site 4 - Woodcote Green Road/Hospital Access	Client:	Mayer Brown
Queue Lengths	Date:	Wednesday 22 May 2019

	Hospital Access		Woodcote Green Road Right-Turn	
Times	LV	HV	LV	HV
07:00 - 07:05	0	0	0	0
07:05 - 07:10	0	0	0	0
07:10 - 07:15	0	0	0	0
07:15 - 07:20	0	0	1	0
07:20 - 07:25	1	0	0	0
07:25 - 07:30	0	0	0	0
07:30 - 07:35	1	0	0	0
07:35 - 07:40	0	0	0	0
07:40 - 07:45	0	0	0	0
07:45 - 07:50	0	0	4	0
07:50 - 07:55	0	0	2	0
07:55 - 08:00	1	0	3	0
08:00 - 08:05	0	0	2	0
08:05 - 08:10	0	0	2	0
08:10 - 08:15	0	0	0	0
08:15 - 08:20	0	0	0	0
08:20 - 08:25	0	0	1	0
08:25 - 08:30	0	0	2	0
08:30 - 08:35	1	0	1	0
08:35 - 08:40	0	0	4	0
08:40 - 08:45	0	0	2	0
08:45 - 08:50	1	0	1	0
08:50 - 08:55	1	0	0	0
08:55 - 09:00	0	0	1	0
09:00 - 09:05	0	0	0	0
09:05 - 09:10	0	0	0	0
09:10 - 09:15	0	0	0	0
09:15 - 09:20	1	0	0	0
09:20 - 09:25	0	0	0	0
09:25 - 09:30	0	0	0	0
09:30 - 09:35	0	0	0	0
09:35 - 09:40	0	0	2	0
09:40 - 09:45	0	0	0	0
09:45 - 09:50	0	0	0	0
09:50 - 09:55	0	0	0	0
09:55 - 10:00	0	0	0	0
10:00 - 10:05	0	0	0	0

Count in Vehicles

Lane 1 = Nearest Kerb

Advanced Transport Research	*Job Number & Name:*	21326 Epsom Hospital
Site 4 - Woodcote Green Road/Hospital Access	*Client:*	Mayer Brown
Queue Lengths	*Date:*	Wednesday 22 May 2019

	Hospital Access		Woodcote Green Road Right-Turn	
Times	LV	HV	LV	HV
10:05 - 10:10	0	0	0	0
10:10 - 10:15	0	0	0	0
10:15 - 10:20	0	0	0	0
10:20 - 10:25	0	0	0	0
10:25 - 10:30	0	0	1	0
10:30 - 10:35	0	0	0	0
10:35 - 10:40	0	0	0	0
10:40 - 10:45	0	0	0	0
10:45 - 10:50	0	0	0	0
10:50 - 10:55	0	0	0	0
10:55 - 11:00	0	0	0	0
11:00 - 11:05	0	0	0	0
11:05 - 11:10	0	0	0	0
11:10 - 11:15	0	0	0	0
11:15 - 11:20	0	0	0	0
11:20 - 11:25	0	0	0	0
11:25 - 11:30	0	0	0	0
11:30 - 11:35	0	0	0	0
11:35 - 11:40	0	0	0	0
11:40 - 11:45	0	0	0	0
11:45 - 11:50	0	0	0	0
11:50 - 11:55	0	0	0	0
11:55 - 12:00	0	0	1	0
12:00 - 12:05	0	0	1	0
12:05 - 12:10	0	0	1	0
12:10 - 12:15	0	0	0	0
12:15 - 12:20	0	0	0	0
12:20 - 12:25	1	0	0	0
12:25 - 12:30	0	0	0	0
12:30 - 12:35	0	0	0	0
12:35 - 12:40	0	0	0	0
12:40 - 12:45	0	0	0	0
12:45 - 12:50	0	0	0	0
12:50 - 12:55	0	0	0	0
12:55 - 13:00	0	0	0	0
13:00 - 13:05	0	0	0	0

ADVANCED TRANSPORT RESEARCH

Job Number & Name: 21326 Epsom Hospital

Site Number/Name: Site 4 - Woodcote Green Road/Hospital Access

Client: Mayer Brown

Date: 23/05/2019

Weather: Sunny, Dry

Comments: None

Advanced Transport Research		*Job Number & Name:*	21326 Epsom Hospital
Site 4 - Woodcote Green Road/Hospital Access		*Date:*	Thursday 23 May 2019

Job Type:	Queue Lengths				
Co-ordinates:	51° 19'25.43"N, 0° 16'22.70"W	*Postcode:*	KT18 7DW	*Times:*	0700-1900

Advanced Transport Research	*Job Number & Name:*	21326 Epsom Hospital
Site 4 - Woodcote Green Road/Hospital Access	*Client:*	Mayer Brown
Queue Lengths	*Date:*	Thursday 23 May 2019

	Hospital Access		Woodcote Green Road Right-Turn	
Times	LV	HV	LV	HV
07:00 - 07:05	0	0	0	0
07:05 - 07:10	0	0	0	0
07:10 - 07:15	1	0	1	0
07:15 - 07:20	0	0	1	0
07:20 - 07:25	0	0	1	0
07:25 - 07:30	0	0	1	0
07:30 - 07:35	1	0	0	0
07:35 - 07:40	0	0	0	0
07:40 - 07:45	0	0	0	0
07:45 - 07:50	0	0	4	1
07:50 - 07:55	0	0	5	0
07:55 - 08:00	0	0	1	0
08:00 - 08:05	0	0	1	0
08:05 - 08:10	1	0	4	0
08:10 - 08:15	0	0	0	0
08:15 - 08:20	0	0	3	0
08:20 - 08:25	0	0	2	0
08:25 - 08:30	0	0	3	0
08:30 - 08:35	1	0	1	0
08:35 - 08:40	0	0	0	0
08:40 - 08:45	0	0	2	0
08:45 - 08:50	0	0	0	0
08:50 - 08:55	0	0	1	0
08:55 - 09:00	0	0	0	0
09:00 - 09:05	0	0	0	0
09:05 - 09:10	0	0	1	0
09:10 - 09:15	0	0	0	0
09:15 - 09:20	0	0	0	0
09:20 - 09:25	0	0	0	0
09:25 - 09:30	0	0	1	0
09:30 - 09:35	1	0	0	0
09:35 - 09:40	0	0	0	0
09:40 - 09:45	0	0	0	0
09:45 - 09:50	0	0	0	0
09:50 - 09:55	0	0	0	0
09:55 - 10:00	0	0	0	0
10:00 - 10:05	0	0	0	0

Count in Vehicles

Lane 1 = Nearest Kerb

Advanced Transport Research	*Job Number & Name:*	21326 Epsom Hospital
Site 4 - Woodcote Green Road/Hospital Access	*Client:*	Mayer Brown
Queue Lengths	*Date:*	Thursday 23 May 2019

	Hospital Access		Woodcote Green Road Right-Turn	
Times	LV	HV	LV	HV
10:05 - 10:10	0	0	0	0
10:10 - 10:15	0	0	0	0
10:15 - 10:20	0	0	0	0
10:20 - 10:25	0	0	0	0
10:25 - 10:30	0	0	0	0
10:30 - 10:35	0	0	0	0
10:35 - 10:40	0	0	0	0
10:40 - 10:45	0	0	0	0
10:45 - 10:50	0	0	0	0
10:50 - 10:55	0	0	0	0
10:55 - 11:00	0	0	0	0
11:00 - 11:05	0	0	0	0
11:05 - 11:10	0	0	0	0
11:10 - 11:15	0	0	0	0
11:15 - 11:20	1	0	0	0
11:20 - 11:25	0	0	0	0
11:25 - 11:30	0	0	0	0
11:30 - 11:35	0	0	0	0
11:35 - 11:40	0	0	0	0
11:40 - 11:45	0	0	0	0
11:45 - 11:50	0	0	0	0
11:50 - 11:55	0	0	0	0
11:55 - 12:00	1	0	3	0
12:00 - 12:05	0	0	0	0
12:05 - 12:10	0	0	0	0
12:10 - 12:15	0	0	0	0
12:15 - 12:20	0	0	0	0
12:20 - 12:25	0	0	0	0
12:25 - 12:30	0	0	0	0
12:30 - 12:35	0	0	0	0
12:35 - 12:40	0	0	0	0
12:40 - 12:45	0	0	0	0
12:45 - 12:50	0	0	0	0
12:50 - 12:55	0	0	0	0
12:55 - 13:00	0	0	0	0
13:00 - 13:05	0	0	0	0

ADVANCED TRANSPORT RESEARCH

Job Number & Name: 21326 Epsom Hospital

Site Number/Name: Site 4 - Woodcote Green Road/Hospital Access

Client: Mayer Brown

Date: 21/05/2019

Weather: Sunny, Dry

Comments: None

Advanced Transport Research		*Job Number & Name:*	21326 Epsom Hospital
Site 4 - Woodcote Green Road/Hospital Access		*Date:*	Tuesday 21 May 2019

Job Type:	Pedestrian & Cyclist Count				
Co-ordinates:	51° 19'25.43"N, 0° 16'22.70"W	*Postcode:*	KT18 7DW	*Times:*	0700-1900



Advanced Transport Research	*Job Number & Name:*	21326 Epsom Hospital
Site 4 - Woodcote Green Road/Hospital Access	*Client:*	Mayer Brown
Pedestrian Counts	*Date:*	Tuesday 21 May 2019

	Movement A		Movement B	
Times	Peds	Cyclists	Peds	Cyclists
07:00 - 07:15	13	0	1	0
07:15 - 07:30	8	0	0	0
07:30 - 07:45	10	0	1	0
07:45 - 08:00	4	0	2	0
08:00 - 08:15	5	0	2	0
08:15 - 08:30	7	0	4	0
08:30 - 08:45	11	0	6	0
08:45 - 09:00	1	0	5	0
09:00 - 09:15	3	0	0	0
09:15 - 09:30	1	0	0	0
09:30 - 09:45	2	0	1	0
09:45 - 10:00	2	0	2	0
10:00 - 10:15	3	0	0	0
10:15 - 10:30	2	0	3	0
10:30 - 10:45	5	0	2	0
10:45 - 11:00	3	0	2	0
11:00 - 11:15	1	0	1	0
11:15 - 11:30	1	0	3	0
11:30 - 11:45	5	0	3	0
11:45 - 12:00	4	0	3	0
12:00 - 12:15	1	0	1	0
12:15 - 12:30	5	0	3	0
12:30 - 12:45	5	0	8	0
12:45 - 13:00	7	0	2	0
13:00 - 13:15	4	0	6	0
13:15 - 13:30	7	0	4	0
13:30 - 13:45	4	0	1	0
13:45 - 14:00	5	0	3	0
14:00 - 14:15	4	0	2	0
14:15 - 14:30	3	0	3	0
14:30 - 14:45	2	0	5	0
14:45 - 15:00	2	0	6	0
15:00 - 15:15	2	0	7	0
15:15 - 15:30	1	0	6	0
15:30 - 15:45	5	0	8	0
15:45 - 16:00	5	0	3	0
16:00 - 16:15	4	0	4	0
16:15 - 16:30	1	0	16	0
16:30 - 16:45	9	0	8	0

Advanced Transport Research	*Job Number & Name:*	21326 Epsom Hospital
Site 4 - Woodcote Green Road/Hospital Access	*Client:*	Mayer Brown
Pedestrian Counts	*Date:*	Tuesday 21 May 2019

	Movement A		Movement B	
Times	Peds	Cyclists	Peds	Cyclists
16:45 - 17:00	1	0	6	0
17:00 - 17:15	2	0	5	0
17:15 - 17:30	2	0	2	0
17:30 - 17:45	5	0	2	0
17:45 - 18:00	4	0	5	0
18:00 - 18:15	7	1	7	0
18:15 - 18:30	0	0	3	0
18:30 - 18:45	1	0	4	0
18:45 - 19:00	8	0	8	0

ADVANCED TRANSPORT RESEARCH

Job Number & Name: 21326 Epsom Hospital

Site Number/Name: Site 4 - Woodcote Green Road/Hospital Access

Client: Mayer Brown

Date: 22/05/2019

Weather: Sunny, Dry

Comments: None

Advanced Transport Research		*Job Number & Name:*	21326 Epsom Hospital
Site 4 - Woodcote Green Road/Hospital Access		*Date:*	Wednesday 22 May 2019

Job Type:	Pedestrian & Cyclist Count				
Co-ordinates:	51° 19'25.43"N, 0° 16'22.70"W	*Postcode:*	KT18 7DW	*Times:*	0700-1900



Advanced Transport Research	*Job Number & Name:*	21326 Epsom Hospital
Site 4 - Woodcote Green Road/Hospital Access	*Client:*	Mayer Brown
Pedestrian Counts	*Date:*	Wednesday 22 May 2019

	Movement A		Movement B	
Times	Peds	Cyclists	Peds	Cyclists
07:00 - 07:15	6	0	0	0
07:15 - 07:30	16	0	1	0
07:30 - 07:45	10	0	1	0
07:45 - 08:00	11	0	2	0
08:00 - 08:15	6	0	1	0
08:15 - 08:30	2	0	2	0
08:30 - 08:45	9	0	6	0
08:45 - 09:00	3	0	3	0
09:00 - 09:15	8	0	6	0
09:15 - 09:30	7	0	0	0
09:30 - 09:45	4	0	3	0
09:45 - 10:00	2	0	3	0
10:00 - 10:15	4	0	2	0
10:15 - 10:30	4	0	1	0
10:30 - 10:45	0	0	3	0
10:45 - 11:00	1	0	5	0
11:00 - 11:15	4	0	4	0
11:15 - 11:30	12	0	12	0
11:30 - 11:45	6	0	2	0
11:45 - 12:00	2	0	1	0
12:00 - 12:15	5	0	3	0
12:15 - 12:30	4	0	3	0
12:30 - 12:45	10	0	7	0
12:45 - 13:00	9	0	4	0
13:00 - 13:15	5	0	6	0
13:15 - 13:30	2	0	4	0
13:30 - 13:45	6	0	2	0
13:45 - 14:00	6	0	4	0
14:00 - 14:15	3	0	7	0
14:15 - 14:30	2	0	3	0
14:30 - 14:45	4	0	9	0
14:45 - 15:00	4	0	4	0
15:00 - 15:15	2	0	6	0
15:15 - 15:30	3	0	8	0
15:30 - 15:45	3	0	6	0
15:45 - 16:00	2	0	6	0
16:00 - 16:15	2	0	4	0
16:15 - 16:30	0	0	6	0
16:30 - 16:45	0	0	7	0

Advanced Transport Research	*Job Number & Name:*	21326 Epsom Hospital
Site 4 - Woodcote Green Road/Hospital Access	*Client:*	Mayer Brown
Pedestrian Counts	*Date:*	Wednesday 22 May 2019

	Movement A		Movement B	
Times	Peds	Cyclists	Peds	Cyclists
16:45 - 17:00	1	0	8	0
17:00 - 17:15	11	0	12	0
17:15 - 17:30	1	0	8	0
17:30 - 17:45	1	0	2	0
17:45 - 18:00	0	0	1	0
18:00 - 18:15	0	0	5	0
18:15 - 18:30	1	0	3	0
18:30 - 18:45	3	0	6	0
18:45 - 19:00	1	0	2	0

ADVANCED TRANSPORT RESEARCH

Job Number & Name: 21326 Epsom Hospital

Site Number/Name: Site 4 - Woodcote Green Road/Hospital Access

Client: Mayer Brown

Date: 23/05/2019

Weather: Sunny, Dry

Comments: None

Advanced Transport Research		*Job Number & Name:*	21326 Epsom Hospital
Site 4 - Woodcote Green Road/Hospital Access		*Date:*	Thursday 23 May 2019

Job Type:	Pedestrian & Cyclist Count				
Co-ordinates:	51° 19'25.43"N, 0° 16'22.70"W	*Postcode:*	KT18 7DW	*Times:*	0700-1900



Advanced Transport Research	*Job Number & Name:*	21326 Epsom Hospital
Site 4 - Woodcote Green Road/Hospital Access	*Client:*	Mayer Brown
Pedestrian Counts	*Date:*	Thursday 23 May 2019

	Movement A		Movement B	
Times	Peds	Cyclists	Peds	Cyclists
07:00 - 07:15	6	0	2	0
07:15 - 07:30	14	0	2	0
07:30 - 07:45	7	0	0	0
07:45 - 08:00	6	0	1	0
08:00 - 08:15	7	0	4	0
08:15 - 08:30	3	0	0	0
08:30 - 08:45	12	0	11	0
08:45 - 09:00	1	0	1	0
09:00 - 09:15	5	0	1	0
09:15 - 09:30	2	0	2	0
09:30 - 09:45	7	0	8	0
09:45 - 10:00	2	0	3	0
10:00 - 10:15	2	0	6	0
10:15 - 10:30	4	0	1	0
10:30 - 10:45	6	0	1	0
10:45 - 11:00	0	0	0	0
11:00 - 11:15	4	0	6	0
11:15 - 11:30	2	0	5	0
11:30 - 11:45	5	0	6	0
11:45 - 12:00	5	0	5	0
12:00 - 12:15	3	0	4	0
12:15 - 12:30	2	0	2	0
12:30 - 12:45	4	0	10	0
12:45 - 13:00	6	0	7	0
13:00 - 13:15	4	0	5	0
13:15 - 13:30	3	0	1	0
13:30 - 13:45	3	0	4	0
13:45 - 14:00	8	0	2	0
14:00 - 14:15	9	0	8	0
14:15 - 14:30	3	0	6	0
14:30 - 14:45	4	0	6	0
14:45 - 15:00	3	0	5	0
15:00 - 15:15	5	0	8	0
15:15 - 15:30	0	0	11	0
15:30 - 15:45	6	0	2	0
15:45 - 16:00	6	1	4	0
16:00 - 16:15	1	0	5	0
16:15 - 16:30	1	0	9	2
16:30 - 16:45	1	0	9	0

Advanced Transport Research	*Job Number & Name:*	21326 Epsom Hospital
Site 4 - Woodcote Green Road/Hospital Access	*Client:*	Mayer Brown
Pedestrian Counts	*Date:*	Thursday 23 May 2019

	Movement A		Movement B	
Times	Peds	Cyclists	Peds	Cyclists
16:45 - 17:00	0	0	4	0
17:00 - 17:15	2	0	3	0
17:15 - 17:30	1	0	8	0
17:30 - 17:45	3	0	3	0
17:45 - 18:00	5	0	3	0
18:00 - 18:15	3	0	3	0
18:15 - 18:30	2	0	2	0
18:30 - 18:45	1	0	2	0
18:45 - 19:00	0	0	3	0

Epsom
Classified Junction Count

Site Plan

	Movement Number
	Number of Vehicles
	PCU Value

Network Peak Hour

07:15 - 08:15

Network Peak Hour Generator
click on yellow cell to change Peak Hour parameters

Session:	Tuesday 12H Session
Vehicle Class:	ALL
Start Time:	07:00
End Time:	19:00

Note: The site diagram is for reference purposes only and is not an exact representation of the site surveyed

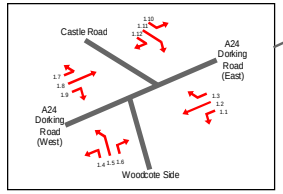

1.10	35	36
1.11	10	10
1.12	15	16

1.7	4	5
1.8	7339	7455
1.9	1901	1913

1.4	1.5	1.6
1877	9	264
1893	7	266

1.3	14	13
1.2	6715	6819
1.1	652	681

Peak Hour

07:15 - 08:15

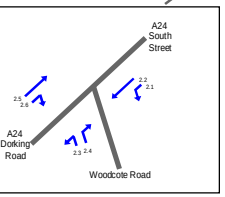

2.5	7497	7616
2.6	1641	1660

2.2	7158	7282
2.1	1709	1733

Peak Hour

07:15 - 08:15

2.3	2.4
1390	1440
1407	1475

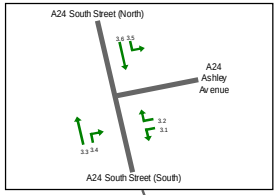

3.6	3.5	
1933	188	
1908	188	

3.3	3.4	
8232	685	
8395	676	

3.2	5688	5914
3.1	6833	7006

Peak Hour

16:45 - 17:45

Epsom
Classified Junction Count

Date
Tuesday 12 November 2019

Weather
Cloudy
Temp: 6°C

0700 - 1900 (Tuesday 12H Session)

	Vehicles Total				PCU Total			
TIME	Junction 1	Junction 2	Junction 3	Combined	Junction 1	Junction 2	Junction 3	Combined
0700 - 0715	333	382	462	1177	337.50	388.80	468.80	1195.10
0715 - 0730	484	508	540	1532	483.40	507.50	546.10	1537.00
0730 - 0745	576	547	563	1686	579.90	551.80	573.30	1705.00
0745 - 0800	553	489	545	1587	559.50	495.80	554.10	1609.40
0700 - 0800	1946	1926	2110	5982	1960.30	1943.90	2142.30	6046.50
0800 - 0815	563	527	551	1641	569.80	536.20	563.10	1669.10
0815 - 0830	422	422	499	1343	428.50	427.20	507.60	1363.30
0830 - 0845	412	358	449	1219	421.30	365.90	463.80	1251.00
0845 - 0900	423	444	479	1346	434.10	457.90	497.00	1389.00
0800 - 0900	1820	1751	1978	5549	1853.70	1787.20	2031.50	5672.40
0900 - 0915	375	419	475	1269	383.20	424.30	487.10	1294.60
0915 - 0930	365	414	467	1246	371.40	426.20	483.10	1280.70
0930 - 0945	383	423	452	1258	396.20	436.40	471.90	1304.50
0945 - 1000	357	433	439	1229	363.10	442.40	450.80	1256.30
0900 - 1000	1480	1689	1833	5002	1513.90	1729.30	1892.90	5136.10
1000 - 1015	340	375	401	1116	348.60	383.10	413.80	1145.50
1015 - 1030	306	381	436	1123	305.40	382.60	443.20	1131.20
1030 - 1045	348	360	379	1087	353.00	363.90	390.90	1107.80
1045 - 1100	346	374	407	1127	354.10	389.90	424.90	1168.90
1000 - 1100	1340	1490	1623	4453	1361.10	1519.50	1672.80	4553.40
1100 - 1115	293	363	367	1023	302.60	372.00	379.20	1053.80
1115 - 1130	335	364	419	1118	343.20	375.40	436.50	1155.10
1130 - 1145	319	403	462	1184	327.80	412.60	474.10	1214.50
1145 - 1200	348	395	460	1203	359.50	404.50	473.40	1237.40
1100 - 1200	1295	1525	1708	4528	1333.10	1564.50	1763.20	4660.80
1200 - 1215	332	393	450	1175	340.50	401.70	459.50	1201.70
1215 - 1230	371	402	474	1247	376.30	408.50	485.00	1269.80
1230 - 1245	337	411	459	1207	341.30	418.60	467.80	1227.70
1245 - 1300	319	391	456	1166	327.10	398.50	468.20	1193.80
1200 - 1300	1359	1597	1839	4795	1385.20	1627.30	1880.50	4893.00
1300 - 1315	349	401	445	1195	349.80	403.20	451.80	1204.80
1315 - 1330	356	397	450	1203	361.80	407.50	466.00	1235.30
1330 - 1345	347	448	486	1281	357.60	459.40	502.10	1319.10
1345 - 1400	352	394	439	1185	359.40	405.40	456.50	1221.30
1300 - 1400	1404	1640	1820	4864	1428.60	1675.50	1876.40	4980.50
1400 - 1415	310	394	465	1169	315.80	401.60	477.10	1194.50
1415 - 1430	359	422	490	1271	366.60	429.70	505.60	1301.90
1430 - 1445	323	422	485	1230	327.10	427.10	496.90	1251.10
1445 - 1500	362	440	513	1315	367.90	447.70	523.50	1339.10
1400 - 1500	1354	1678	1953	4985	1377.40	1706.10	2003.10	5086.60
1500 - 1515	408	473	500	1381	415.90	486.40	515.60	1417.90
1515 - 1530	436	425	496	1357	448.50	437.30	507.70	1393.50
1530 - 1545	393	466	506	1365	400.60	476.10	517.20	1393.90
1545 - 1600	429	482	558	1469	437.60	492.00	572.50	1502.10
1500 - 1600	1666	1846	2060	5572	1702.60	1891.80	2113.00	5707.40
1600 - 1615	431	503	533	1467	432.70	506.60	540.40	1479.70
1615 - 1630	464	505	536	1505	468.20	511.60	544.40	1524.20
1630 - 1645	428	466	542	1436	431.80	472.10	552.60	1456.50
1645 - 1700	433	495	594	1522	440.70	499.70	606.70	1547.10
1600 - 1700	1756	1969	2205	5930	1773.40	1990.00	2244.10	6007.50
1700 - 1715	483	517	592	1592	490.50	523.00	602.90	1616.40
1715 - 1730	479	500	607	1586	480.10	502.50	611.10	1593.70
1730 - 1745	451	504	615	1570	446.90	503.10	613.10	1563.10
1745 - 1800	464	493	580	1537	470.10	498.30	590.70	1559.10
1700 - 1800	1877	2014	2394	6285	1887.60	2026.90	2417.80	6332.30
1800 - 1815	457	491	588	1536	454.80	492.10	594.20	1541.10
1815 - 1830	403	437	498	1338	402.10	435.40	500.30	1337.80
1830 - 1845	357	399	491	1247	358.60	401.60	493.10	1253.30
1845 - 1900	321	383	459	1163	319.70	382.20	461.70	1163.60
1800 - 1900	1538	1710	2036	5284	1535.20	1711.30	2049.30	5295.80

Session Total	18835	20835	23559	63229	19112.10	21173.30	24086.90	64372.30
Session Average	392.40	434.06	490.81	1317.27	398.17	441.11	501.81	1341.09

Date
Saturday 10 November 2018

Weather
Cloudy
Temp: 11°C

1000 - 1600 (Saturday 6H Session)

	Vehicles Total				PCU Total			
TIME	Junction 1	Junction 2	Junction 3	Combined	Junction 1	Junction 2	Junction 3	Combined
0700 - 0715	363	377	450	1190	369.50	381.20	458.70	1209.40
0715 - 0730	486	464	509	1459	493.80	475.60	524.90	1494.30
0730 - 0745	590	555	587	1732	589.30	556.10	591.10	1736.50
0745 - 0800	613	487	556	1656	625.40	496.20	569.30	1690.90
0700 - 0800	2052	1883	2102	6037	2078.00	1909.10	2144.00	6131.10
0800 - 0815	632	496	573	1701	645.10	509.80	587.90	1742.80
0815 - 0830	561	470	549	1580	566.80	472.40	555.50	1594.70
0830 - 0845	459	425	485	1369	463.10	435.60	500.00	1398.70
0845 - 0900	422	436	515	1373	429.90	448.30	530.50	1408.70
0800 - 0900	2074	1827	2122	6023	2104.90	1866.10	2173.90	6144.90
0900 - 0915	330	391	400	1121	343.40	403.70	415.30	1162.40
0915 - 0930	383	399	460	1242	395.40	412.30	480.60	1288.30
0930 - 0945	407	444	481	1332	413.30	453.30	493.00	1359.60
0945 - 1000	327	318	383	1028	330.60	323.60	391.90	1046.10
0900 - 1000	1447	1552	1724	4723	1482.70	1592.90	1780.80	4856.40
1000 - 1015	305	365	409	1079	315.30	375.80	422.80	1113.90
1015 - 1030	314	371	416	1101	329.10	388.20	435.60	1152.90
1030 - 1045	298	357	423	1078	305.60	366.70	436.30	1108.60
1045 - 1100	300	327	381	1008	307.50	338.50	395.00	1041.00
1000 - 1100	1217	1420	1629	4266	1257.50	1469.20	1689.70	4416.40
1100 - 1115	317	408	439	1164	328.70	417.70	453.20	1199.60
1115 - 1130	325	397	454	1176	332.40	404.60	464.50	1201.50
1130 - 1145	330	383	465	1178	339.30	392.30	477.00	1208.60
1145 - 1200	318	401	440	1159	322.00	404.10	444.90	1171.00
1100 - 1200	1290	1589	1798	4677	1322.40	1618.70	1839.60	4780.70
1200 - 1215	332	401	442	1175	342.60	410.30	453.30	1206.20
1215 - 1230	326	410	488	1224	333.70	420.20	504.50	1258.40
1230 - 1245	323	394	416	1133	324.30	400.50	424.40	1149.20
1245 - 1300	348	427	502	1277	350.90	432.70	513.40	1297.00
1200 - 1300	1329	1632	1848	4809	1351.50	1663.70	1895.60	4910.80
1300 - 1315	300	365	405	1070	305.20	371.40	414.30	1090.90
1315 - 1330	346	406	444	1196	350.50	414.60	453.40	1218.50
1330 - 1345	312	346	429	1087	322.80	354.30	438.30	1115.40
1345 - 1400	343	408	450	1201	353.70	419.80	466.30	1239.80
1300 - 1400	1301	1525	1728	4554	1332.20	1560.10	1772.30	4664.60
1400 - 1415	305	360	405	1070	310.80	365.00	411.70	1087.50
1415 - 1430	362	424	470	1256	367.90	428.00	478.50	1274.40
1430 - 1445	348	399	474	1221	349.40	403.70	482.10	1235.20
1445 - 1500	373	436	488	1297	379.20	440.60	496.60	1316.40
1400 - 1500	1388	1619	1837	4844	1407.30	1637.30	1868.90	4913.50
1500 - 1515	425	469	508	1402	430.20	481.40	522.40	1434.00
1515 - 1530	450	447	488	1385	464.80	462.90	502.90	1430.60
1530 - 1545	431	446	487	1364	433.00	451.20	497.30	1381.50
1545 - 1600	418	455	497	1370	421.50	459.10	504.50	1385.10
1500 - 1600	1724	1817	1980	5521	1749.50	1854.60	2027.10	5631.20
1600 - 1615	479	457	514	1450	484.10	469.60	529.80	1483.50
1615 - 1630	469	465	545	1479	472.70	470.80	554.40	1497.90
1630 - 1645	475	489	540	1504	475.80	493.00	549.10	1517.90
1645 - 1700	519	489	559	1567	522.40	491.80	567.80	1582.00
1600 - 1700	1942	1900	2158	6000	1955.00	1925.20	2201.10	6081.30
1700 - 1715	492	482	542	1516	494.30	486.20	547.90	1528.40
1715 - 1730	492	481	560	1533	494.40	482.20	564.70	1541.30
1730 - 1745	471	471	566	1508	469.70	472.20	567.40	1509.30
1745 - 1800	525	484	564	1573	525.50	485.00	570.40	1580.90
1700 - 1800	1980	1918	2232	6130	1983.90	1925.60	2250.40	6159.90
1800 - 1815	489	486	544	1519	492.10	490.20	546.00	1528.30
1815 - 1830	460	472	513	1445	464.00	477.40	524.50	1465.90
1830 - 1845	384	425	443	1252	381.50	422.80	443.30	1247.60
1845 - 1900	390	444	469	1303	395.70	448.30	474.30	1318.30
1800 - 1900	1723	1827	1969	5519	1733.30	1838.70	1988.10	5560.10

Session Total	19467	20509	23127	63103	19758.20	20861.20	23631.50	64250.90
Session Average	405.56	427.27	481.81	1314.65	411.63	434.61	492.32	1338.56

Epsom
Classified Junction Count

Site 1 of 3
A24 Dorking Road (East)
Woodcote Side
A24 Dorking Road (West)
Castle Road

Lat/Long
lat 51.324869° lon -0.279984°

Date
Tuesday 12 November 2019

Weather
Cloudy
Temp: 6°C

0700 - 1900 (Tuesday 12H Session)

	Movement 1.1: Left from A24 Dorking Road (East) to Woodcote Side								Original Data		OGV1	
TIME	P/CYCLE	M/CYCLE	CAR	TAXI	LGV	OGV1	OGV2	BUS/COACH	TOTAL	PCU TOTAL	Ambulances	Other
0700 - 0715	1	0	1	0	0	0	0	1	3	3.20	0	0
0715 - 0730	1	0	2	0	1	0	0	1	5	5.20	0	0
0730 - 0745	0	0	6	0	1	0	0	2	9	11.00	0	0
0745 - 0800	0	0	8	0	0	0	0	1	9	10.00	0	0
Hourly Total	2	0	17	0	2	0	0	5	26	29.40	0	0
Hourly Average	0.50	0.00	4.25	0.00	0.50	0.00	0.00	1.25	6.50	7.35	0.00	0.00
0800 - 0815	2	1	25	0	1	0	0	1	30	28.80	0	0
0815 - 0830	2	0	29	0	0	0	0	2	33	33.40	0	0
0830 - 0845	1	0	25	0	1	0	0	1	28	28.20	0	0
0845 - 0900	0	0	16	0	2	0	1	1	20	22.30	0	0
Hourly Total	5	1	95	0	4	0	1	5	111	112.70	0	0
Hourly Average	1.25	0.25	23.75	0.00	1.00	0.00	0.25	1.25	27.75	28.18	0.00	0.00
0900 - 0915	0	0	3	0	0	0	0	0	3	3.00	0	0
0915 - 0930	0	1	6	0	1	1	0	1	10	10.90	0	1
0930 - 0945	0	1	11	0	1	0	0	3	16	18.40	0	0
0945 - 1000	0	0	10	0	0	0	0	1	11	12.00	0	0
Hourly Total	0	2	30	0	2	1	0	5	40	44.30	0	1
Hourly Average	0.00	0.50	7.50	0.00	0.50	0.25	0.00	1.25	10.00	11.08	0.00	0.25
1000 - 1015	1	0	12	0	1	0	0	1	15	15.20	0	0
1015 - 1030	1	0	9	0	0	0	0	1	11	11.20	0	0
1030 - 1045	0	0	9	0	1	0	0	1	11	12.00	0	0
1045 - 1100	0	0	13	0	0	0	0	1	14	15.00	0	0
Hourly Total	2	0	43	0	2	0	0	4	51	53.40	0	0
Hourly Average	0.50	0.00	10.75	0.00	0.50	0.00	0.00	1.00	12.75	13.35	0.00	0.00
1100 - 1115	1	0	10	0	0	0	0	1	12	12.20	0	0
1115 - 1130	0	0	10	0	3	0	0	1	14	15.00	0	0
1130 - 1145	0	0	6	0	0	0	0	2	8	10.00	0	0
1145 - 1200	0	0	10	0	3	0	0	1	14	15.00	0	0
Hourly Total	1	0	36	0	6	0	0	5	48	52.20	0	0
Hourly Average	0.25	0.00	9.00	0.00	1.50	0.00	0.00	1.25	12.00	13.05	0.00	0.00
1200 - 1215	0	0	10	0	1	0	0	1	12	13.00	0	0
1215 - 1230	1	0	10	0	2	0	0	2	15	16.20	0	0
1230 - 1245	0	0	6	0	1	2	0	0	9	10.00	0	2
1245 - 1300	1	0	9	0	1	0	0	1	12	12.20	0	0
Hourly Total	2	0	35	0	5	2	0	4	48	51.40	0	2
Hourly Average	0.50	0.00	8.75	0.00	1.25	0.50	0.00	1.00	12.00	12.85	0.00	0.50
1300 - 1315	0	0	10	0	1	0	0	1	12	13.00	0	0
1315 - 1330	0	0	8	0	1	0	0	1	10	11.00	0	0
1330 - 1345	0	0	8	0	0	0	0	2	10	12.00	0	0
1345 - 1400	0	0	9	0	1	0	0	1	11	12.00	0	0
Hourly Total	0	0	35	0	3	0	0	5	43	48.00	0	0
Hourly Average	0.00	0.00	8.75	0.00	0.75	0.00	0.00	1.25	10.75	12.00	0.00	0.00
1400 - 1415	0	1	11	0	0	0	0	1	13	13.40	0	0
1415 - 1430	0	0	8	0	0	0	0	2	10	12.00	0	0
1430 - 1445	0	1	6	0	0	0	0	0	7	6.40	0	0
1445 - 1500	0	1	6	0	1	0	0	1	9	9.40	0	0
Hourly Total	0	3	31	0	1	0	0	4	39	41.20	0	0
Hourly Average	0.00	0.75	7.75	0.00	0.25	0.00	0.00	1.00	9.75	10.30	0.00	0.00
1500 - 1515	0	0	8	0	2	0	0	2	12	14.00	0	0
1515 - 1530	1	0	15	0	0	0	0	2	18	19.20	0	0
1530 - 1545	0	2	12	0	2	0	0	0	16	14.80	0	0
1545 - 1600	0	0	9	0	3	0	0	1	13	14.00	0	0
Hourly Total	1	2	44	0	7	0	0	5	59	62.00	0	0
Hourly Average	0.25	0.50	11.00	0.00	1.75	0.00	0.00	1.25	14.75	15.50	0.00	0.00
1600 - 1615	0	0	12	0	1	0	0	2	15	17.00	0	0
1615 - 1630	1	0	12	0	4	0	0	2	19	20.20	0	0
1630 - 1645	0	0	11	0	2	0	0	0	13	13.00	0	0
1645 - 1700	1	0	5	0	1	1	0	1	9	9.70	0	1
Hourly Total	2	0	40	0	8	1	0	5	56	59.90	0	1
Hourly Average	0.50	0.00	10.00	0.00	2.00	0.25	0.00	1.25	14.00	14.98	0.00	0.25
1700 - 1715	0	0	12	0	0	0	0	1	13	14.00	0	0
1715 - 1730	1	1	17	0	0	0	0	0	19	17.60	0	0
1730 - 1745	2	1	17	0	1	0	0	1	22	20.80	0	0
1745 - 1800	0	0	10	0	0	0	0	2	12	14.00	0	0
Hourly Total	3	2	56	0	1	0	0	4	66	66.40	0	0
Hourly Average	0.75	0.50	14.00	0.00	0.25	0.00	0.00	1.00	16.50	16.60	0.00	0.00
1800 - 1815	2	2	19	0	1	0	0	1	25	23.20	0	0
1815 - 1830	2	2	17	0	0	0	0	1	22	20.20	0	0
1830 - 1845	0	1	6	0	0	0	0	1	8	8.40	0	0
1845 - 1900	3	1	5	0	0	0	0	1	10	8.00	0	0
Hourly Total	7	6	47	0	1	0	0	4	65	59.80	0	0
Hourly Average	1.75	1.50	11.75	0.00	0.25	0.00	0.00	1.00	16.25	14.95	0.00	0.00
Session Total	25	16	509	0	42	4	1	55	652	680.70	0	4
Session Average	0.52	0.33	10.60	0.00	0.88	0.08	0.02	1.15	13.58	14.18	0.00	0.08

Date
Wednesday 13 November 2019

Weather
Cloudy
Temp: 8°C

0700 - 1900 (Wednesday 12H Session)

	Movement 1.1: Left from A24 Dorking Road (East) to Woodcote Side								Original Data		OGV1	
TIME	P/CYCLE	M/CYCLE	CAR	TAXI	LGV	OGV1	OGV2	BUS/COACH	TOTAL	PCU TOTAL	Ambulances	Other
0700 - 0715	0	0	1	0	0	0	0	1	2	3.00	0	0
0715 - 0730	0	0	0	0	1	0	0	2	3	5.00	0	0
0730 - 0745	0	0	8	0	0	0	0	1	9	10.00	0	0
0745 - 0800	0	0	4	0	1	0	0	1	6	7.00	0	0
Hourly Total	0	0	13	0	2	0	0	5	20	25.00	0	0
Hourly Average	0.00	0.00	3.25	0.00	0.50	0.00	0.00	1.25	5.00	6.25	0.00	0.00
0800 - 0815	0	0	25	0	2	0	0	1	28	29.00	0	0
0815 - 0830	2	0	30	0	2	0	0	1	35	34.40	0	0
0830 - 0845	0	0	23	0	1	0	0	2	26	28.00	0	0
0845 - 0900	0	0	13	0	0	0	0	1	14	15.00	0	0
Hourly Total	2	0	91	0	5	0	0	5	103	106.40	0	0
Hourly Average	0.50	0.00	22.75	0.00	1.25	0.00	0.00	1.25	25.75	26.60	0.00	0.00
0900 - 0915	0	1	4	0	1	0	0	0	6	5.40	0	0
0915 - 0930	1	0	7	0	2	0	0	3	13	15.20	0	0
0930 - 0945	0	1	9	0	1	0	0	1	12	12.40	0	0
0945 - 1000	2	0	3	0	0	0	0	1	6	5.40	0	0
Hourly Total	3	2	23	0	4	0	0	5	37	38.40	0	0
Hourly Average	0.75	0.50	5.75	0.00	1.00	0.00	0.00	1.25	9.25	9.60	0.00	0.00
1000 - 1015	0	0	4	0	0	0	0	1	5	6.00	0	0
1015 - 1030	0	0	5	0	0	0	1	1	7	9.30	0	0
1030 - 1045	0	2	2	0	2	0	0	1	7	6.80	0	0
1045 - 1100	0	0	8	0	0	0	0	1	9	10.00	0	0
Hourly Total	0	2	19	0	2	0	1	4	28	32.10	0	0
Hourly Average	0.00	0.50	4.75	0.00	0.50	0.00	0.25	1.00	7.00	8.03	0.00	0.00
1100 - 1115	0	0	6	0	1	0	0	1	8	9.00	0	0
1115 - 1130	1	1	10	0	1	0	0	0	13	11.60	0	0
1130 - 1145	0	0	10	0	1	0	0	2	13	15.00	0	0
1145 - 1200	0	1	7	0	0	0	0	1	9	9.40	0	0
Hourly Total	1	2	33	0	3	0	0	4	43	45.00	0	0
Hourly Average	0.25	0.50	8.25	0.00	0.75	0.00	0.00	1.00	10.75	11.25	0.00	0.00
1200 - 1215	0	0	14	0	0	0	0	1	15	16.00	0	0
1215 - 1230	0	0	11	0	0	0	0	1	12	13.00	0	0
1230 - 1245	1	1	9	0	0	1	0	1	13	13.10	0	1
1245 - 1300	0	1	5	0	0	0	0	1	7	7.40	0	0
Hourly Total	1	2	39	0	0	1	0	4	47	49.50	0	1
Hourly Average	0.25	0.50	9.75	0.00	0.00	0.25	0.00	1.00	11.75	12.38	0.00	0.25
1300 - 1315	0	0	6	0	0	0	0	1	7	8.00	0	0
1315 - 1330	1	0	2	0	0	0	0	2	5	6.20	0	0
1330 - 1345	0	0	4	0	1	0	0	1	6	7.00	0	0
1345 - 1400	0	0	9	0	1	0	0	1	11	12.00	0	0
Hourly Total	1	0	21	0	2	0	0	5	29	33.20	0	0
Hourly Average	0.25	0.00	5.25	0.00	0.50	0.00	0.00	1.25	7.25	8.30	0.00	0.00
1400 - 1415	0	1	6	0	2	0	0	1	10	10.40	0	0
1415 - 1430	1	0	6	0	0	0	0	2	9	10.20	0	0
1430 - 1445	0	0	4	0	0	0	0	0	4	4.00	0	0
1445 - 1500	0	0	8	0	2	0	0	1	11	12.00	0	0
Hourly Total	1	1	24	0	4	0	0	4	34	36.60	0	0
Hourly Average	0.25	0.25	6.00	0.00	1.00	0.00	0.00	1.00	8.50	9.15	0.00	0.00
1500 - 1515	1	0	14	0	1	0	0	1	17	17.20	0	0
1515 - 1530	0	0	15	0	0	0	0	3	18	21.00	0	0
1530 - 1545	0	1	21	0	2	0	0	0	24	23.40	0	0
1545 - 1600	0	1	12	0	0	0	0	1	14	14.40	0	0
Hourly Total	1	2	62	0	3	0	0	5	73	76.00	0	0
Hourly Average	0.25	0.50	15.50	0.00	0.75	0.00	0.00	1.25	18.25	19.00	0.00	0.00
1600 - 1615	0	0	12	0	3	0	0	1	16	17.00	0	0
1615 - 1630	0	1	15	0	0	0	0	2	18	19.40	0	0
1630 - 1645	0	0	23	0	1	0	0	0	24	24.00	0	0
1645 - 1700	1	1	16	0	0	0	0	1	19	18.60	0	0
Hourly Total	1	2	66	0	4	0	0	4	77	79.00	0	0
Hourly Average	0.25	0.50	16.50	0.00	1.00	0.00	0.00	1.00	19.25	19.75	0.00	0.00
1700 - 1715	1	0	10	0	2	0	0	1	14	14.20	0	0
1715 - 1730	0	1	13	0	0	0	0	2	16	17.40	0	0
1730 - 1745	0	2	13	0	0	0	0	0	15	13.80	0	0
1745 - 1800	2	0	11	0	0	0	0	2	15	15.40	0	0
Hourly Total	3	3	47	0	2	0	0	5	60	60.80	0	0
Hourly Average	0.75	0.75	11.75	0.00	0.50	0.00	0.00	1.25	15.00	15.20	0.00	0.00
1800 - 1815	1	0	11	0	0	0	0	1	13	13.20	0	0
1815 - 1830	0	2	8	0	0	0	0	0	10	8.80	0	0
1830 - 1845	2	0	6	0	0	0	0	0	8	6.40	0	0
1845 - 1900	0	0	2	0	0	0	0	1	3	4.00	0	0
Hourly Total	3	2	27	0	0	0	0	2	34	32.40	0	0
Hourly Average	0.75	0.50	6.75	0.00	0.00	0.00	0.00	0.50	8.50	8.10	0.00	0.00
Session Total	17	18	465	0	31	1	1	52	585	614.40	0	1
Session Average	0.35	0.38	9.69	0.00	0.65	0.02	0.02	1.08	12.19	12.80	0.00	0.02

Epsom
Classified Junction Count

Site 1 of 3
A24 Dorking Road (East)
Woodcote Side
A24 Dorking Road (West)
Castle Road

Lat/Long
lat 51.324869° lon -0.279984°

Date
Tuesday 12 November 2019

Weather
Cloudy
Temp: 6°C

0700 - 1900 (Tuesday 12H Session)

	Movement 1.2: Westbound from A24 Dorking Road (East) to A24 Dorking Road (West)								Original Data		OGV1	
TIME	P/CYCLE	M/CYCLE	CAR	TAXI	LGV	OGV1	OGV2	BUS/COACH	TOTAL	PCU TOTAL	Ambulances	Other
0700 - 0715	2	0	85	0	10	2	1	1	101	102.70	0	2
0715 - 0730	4	0	148	0	15	2	1	1	171	171.10	0	2
0730 - 0745	1	1	181	1	26	1	1	2	214	216.40	0	1
0745 - 0800	1	1	156	0	23	2	0	0	183	182.60	0	2
Hourly Total	8	2	570	1	74	7	3	4	669	672.80	0	7
Hourly Average	2.00	0.50	142.50	0.25	18.50	1.75	0.75	1.00	167.25	168.20	0.00	1.75
0800 - 0815	2	2	163	0	19	2	1	5	194	198.50	0	2
0815 - 0830	3	0	139	1	9	3	1	2	158	160.40	0	3
0830 - 0845	0	0	136	0	13	0	0	2	151	153.00	0	0
0845 - 0900	1	2	105	0	6	0	0	4	118	120.00	0	0
Hourly Total	6	4	543	1	47	5	2	13	621	631.90	0	5
Hourly Average	1.50	1.00	135.75	0.25	11.75	1.25	0.50	3.25	155.25	157.98	0.00	1.25
0900 - 0915	0	0	116	0	16	0	1	2	135	138.30	0	0
0915 - 0930	1	2	103	0	14	0	2	1	123	124.60	0	0
0930 - 0945	0	1	89	0	17	2	2	3	114	120.00	0	2
0945 - 1000	1	1	99	0	24	2	1	1	129	130.90	0	2
Hourly Total	2	4	407	0	71	4	6	7	501	513.80	0	4
Hourly Average	0.50	1.00	101.75	0.00	17.75	1.00	1.50	1.75	125.25	128.45	0.00	1.00
1000 - 1015	1	1	86	0	25	4	1	0	118	119.90	0	4
1015 - 1030	0	1	83	1	16	0	0	1	102	102.40	0	0
1030 - 1045	2	2	87	0	13	6	0	1	111	112.20	0	6
1045 - 1100	0	1	88	0	18	6	1	1	115	119.70	0	6
Hourly Total	3	5	344	1	72	16	2	3	446	454.20	0	16
Hourly Average	0.75	1.25	86.00	0.25	18.00	4.00	0.50	0.75	111.50	113.55	0.00	4.00
1100 - 1115	1	0	77	0	19	5	2	1	105	110.30	0	5
1115 - 1130	0	1	113	0	22	5	1	2	144	149.20	0	5
1130 - 1145	0	1	97	0	21	0	2	0	121	123.00	0	0
1145 - 1200	1	2	114	0	18	8	1	2	146	151.30	0	8
Hourly Total	2	4	401	0	80	18	6	5	516	533.80	0	18
Hourly Average	0.50	1.00	100.25	0.00	20.00	4.50	1.50	1.25	129.00	133.45	0.00	4.50
1200 - 1215	0	2	91	0	15	4	1	0	113	115.10	0	4
1215 - 1230	0	1	116	0	13	2	0	2	134	136.40	0	2
1230 - 1245	0	1	97	1	20	1	0	1	121	121.90	0	1
1245 - 1300	1	1	97	0	16	4	1	3	123	127.90	0	4
Hourly Total	1	5	401	1	64	11	2	6	491	501.30	0	11
Hourly Average	0.25	1.25	100.25	0.25	16.00	2.75	0.50	1.50	122.75	125.33	0.00	2.75
1300 - 1315	0	2	124	0	17	4	0	0	147	147.80	0	4
1315 - 1330	1	0	124	0	21	3	1	1	151	154.00	0	3
1330 - 1345	0	1	117	0	14	2	1	2	137	140.70	0	2
1345 - 1400	1	0	112	0	15	4	1	1	134	137.50	0	4
Hourly Total	2	3	477	0	67	13	3	4	569	580.00	0	13
Hourly Average	0.50	0.75	119.25	0.00	16.75	3.25	0.75	1.00	142.25	145.00	0.00	3.25
1400 - 1415	0	2	81	0	15	4	1	1	104	107.10	0	4
1415 - 1430	0	1	112	0	10	4	1	1	129	132.70	0	4
1430 - 1445	1	1	110	0	18	0	1	1	132	132.90	0	0
1445 - 1500	0	2	119	1	13	1	1	0	137	137.60	0	1
Hourly Total	1	6	422	1	56	9	4	3	502	510.30	0	9
Hourly Average	0.25	1.50	105.50	0.25	14.00	2.25	1.00	0.75	125.50	127.58	0.00	2.25
1500 - 1515	1	0	151	0	21	1	1	1	176	178.00	0	1
1515 - 1530	0	0	145	0	14	2	0	5	166	172.00	0	2
1530 - 1545	0	1	114	0	16	1	1	2	135	138.20	0	1
1545 - 1600	0	1	141	0	17	1	0	2	162	163.90	0	1
Hourly Total	1	2	551	0	68	5	2	10	639	652.10	0	5
Hourly Average	0.25	0.50	137.75	0.00	17.00	1.25	0.50	2.50	159.75	163.03	0.00	1.25
1600 - 1615	1	1	143	0	17	3	0	1	166	167.10	0	3
1615 - 1630	0	4	152	0	17	2	0	1	176	175.60	0	2
1630 - 1645	0	2	154	0	11	1	1	1	170	171.60	0	1
1645 - 1700	1	1	123	0	11	1	0	2	139	140.10	0	1
Hourly Total	2	8	572	0	56	7	1	5	651	654.40	0	7
Hourly Average	0.50	2.00	143.00	0.00	14.00	1.75	0.25	1.25	162.75	163.60	0.00	1.75
1700 - 1715	1	1	149	0	10	2	1	2	166	168.90	0	2
1715 - 1730	2	2	130	0	12	3	0	3	152	153.70	0	3
1730 - 1745	3	5	118	0	6	1	0	2	135	132.10	0	1
1745 - 1800	1	1	130	0	7	3	0	1	143	144.10	0	3
Hourly Total	7	9	527	0	35	9	1	8	596	598.80	0	9
Hourly Average	1.75	2.25	131.75	0.00	8.75	2.25	0.25	2.00	149.00	149.70	0.00	2.25
1800 - 1815	1	1	151	1	5	0	0	1	160	159.60	0	0
1815 - 1830	1	4	124	0	7	2	0	1	139	137.80	0	2
1830 - 1845	0	1	98	0	7	2	0	2	110	112.40	0	2
1845 - 1900	2	1	95	0	4	1	0	2	105	105.30	0	1
Hourly Total	4	7	468	1	23	5	0	6	514	515.10	0	5
Hourly Average	1.00	1.75	117.00	0.25	5.75	1.25	0.00	1.50	128.50	128.78	0.00	1.25
Session Total	39	59	5683	6	713	109	32	74	6715	6818.50	0	109
Session Average	0.81	1.23	118.40	0.13	14.85	2.27	0.67	1.54	139.90	142.05	0.00	2.27

Date
Wednesday 13 November 2019

Weather
Cloudy
Temp: 8°C

0700 - 1900 (Wednesday 12H Session)

	Movement 1.2: Westbound from A24 Dorking Road (East) to A24 Dorking Road (West)								Original Data		OGV1	
TIME	P/CYCLE	M/CYCLE	CAR	TAXI	LGV	OGV1	OGV2	BUS/COACH	TOTAL	PCU TOTAL	Ambulances	Other
0700 - 0715	1	2	110	0	16	2	1	2	134	136.30	0	2
0715 - 0730	0	1	139	0	17	2	1	2	162	165.70	0	2
0730 - 0745	2	2	188	1	26	3	2	2	226	229.30	0	3
0745 - 0800	0	2	200	0	19	5	0	6	232	239.30	0	5
Hourly Total	3	7	637	1	78	12	4	12	754	770.60	0	12
Hourly Average	0.75	1.75	159.25	0.25	19.50	3.00	1.00	3.00	188.50	192.65	0.00	3.00
0800 - 0815	3	0	182	0	23	4	2	5	219	226.20	1	3
0815 - 0830	3	1	159	0	17	1	0	3	184	184.50	0	1
0830 - 0845	1	1	117	0	21	3	0	0	143	143.10	0	3
0845 - 0900	1	0	103	0	18	2	2	2	128	132.80	0	2
Hourly Total	8	2	561	0	79	10	4	10	674	686.60	1	9
Hourly Average	2.00	0.50	140.25	0.00	19.75	2.50	1.00	2.50	168.50	171.65	0.25	2.25
0900 - 0915	0	1	80	0	8	4	0	3	96	100.40	0	4
0915 - 0930	1	0	121	0	11	2	1	3	139	143.50	1	1
0930 - 0945	0	2	123	0	10	2	1	2	140	143.10	0	2
0945 - 1000	1	0	97	0	6	3	0	1	108	109.70	0	3
Hourly Total	2	3	421	0	35	11	2	9	483	496.70	1	10
Hourly Average	0.50	0.75	105.25	0.00	8.75	2.75	0.50	2.25	120.75	124.18	0.25	2.50
1000 - 1015	2	1	84	0	10	4	1	2	104	107.10	0	4
1015 - 1030	1	1	91	0	13	3	2	2	113	117.70	0	3
1030 - 1045	0	0	81	0	11	5	0	0	97	99.50	0	5
1045 - 1100	0	1	72	0	12	4	3	1	93	99.30	0	4
Hourly Total	3	3	328	0	46	16	6	5	407	423.60	0	16
Hourly Average	0.75	0.75	82.00	0.00	11.50	4.00	1.50	1.25	101.75	105.90	0.00	4.00
1100 - 1115	0	0	90	1	15	3	0	2	111	114.50	1	2
1115 - 1130	0	1	92	0	16	3	1	3	116	121.20	1	2
1130 - 1145	0	2	91	0	23	2	0	0	118	117.80	0	2
1145 - 1200	0	2	97	0	16	3	0	1	119	120.30	1	2
Hourly Total	0	5	370	1	70	11	1	6	464	473.80	3	8
Hourly Average	0.00	1.25	92.50	0.25	17.50	2.75	0.25	1.50	116.00	118.45	0.75	2.00
1200 - 1215	0	1	101	0	18	4	2	1	127	132.00	0	4
1215 - 1230	0	0	103	0	20	5	1	1	130	134.80	0	5
1230 - 1245	1	1	113	0	13	4	0	1	133	134.60	0	4
1245 - 1300	1	3	108	0	21	3	0	3	139	140.90	0	3
Hourly Total	2	5	425	0	72	16	3	6	529	542.30	0	16
Hourly Average	0.50	1.25	106.25	0.00	18.00	4.00	0.75	1.50	132.25	135.58	0.00	4.00
1300 - 1315	0	0	119	0	12	2	0	0	133	134.00	1	1
1315 - 1330	1	0	103	1	16	3	1	1	126	129.00	0	3
1330 - 1345	0	0	86	0	13	4	1	1	105	109.30	0	4
1345 - 1400	0	0	111	0	20	5	0	1	137	140.50	1	4
Hourly Total	1	0	419	1	61	14	2	3	501	512.80	2	12
Hourly Average	0.25	0.00	104.75	0.25	15.25	3.50	0.50	0.75	125.25	128.20	0.50	3.00
1400 - 1415	0	3	100	0	10	1	0	1	115	114.70	0	1
1415 - 1430	1	1	118	0	15	2	0	2	139	140.60	1	1
1430 - 1445	0	2	111	1	8	3	1	0	126	127.60	0	3
1445 - 1500	0	2	133	1	17	3	0	1	157	158.30	0	3
Hourly Total	1	8	462	2	50	9	1	4	537	541.20	1	8
Hourly Average	0.25	2.00	115.50	0.50	12.50	2.25	0.25	1.00	134.25	135.30	0.25	2.00
1500 - 1515	1	1	144	0	13	4	0	1	164	165.60	0	4
1515 - 1530	0	2	160	0	15	5	0	5	187	193.30	0	5
1530 - 1545	0	2	125	0	12	3	0	1	143	144.30	0	3
1545 - 1600	1	1	138	0	14	3	0	2	159	161.10	0	3
Hourly Total	2	6	567	0	54	15	0	9	653	664.30	0	15
Hourly Average	0.50	1.50	141.75	0.00	13.50	3.75	0.00	2.25	163.25	166.08	0.00	3.75
1600 - 1615	1	0	163	0	16	2	0	2	184	186.20	0	2
1615 - 1630	0	2	136	0	16	2	0	1	157	157.80	0	2
1630 - 1645	2	2	142	0	13	1	0	1	161	159.70	0	1
1645 - 1700	1	1	158	0	12	2	0	2	176	177.60	0	2
Hourly Total	4	5	599	0	57	7	0	6	678	681.30	0	7
Hourly Average	1.00	1.25	149.75	0.00	14.25	1.75	0.00	1.50	169.50	170.33	0.00	1.75
1700 - 1715	1	0	163	0	10	1	0	2	177	178.70	1	0
1715 - 1730	3	1	146	1	12	2	0	2	167	167.00	0	2
1730 - 1745	1	3	144	0	15	2	0	3	168	169.40	0	2
1745 - 1800	2	2	181	0	12	0	1	1	199	198.50	0	0
Hourly Total	7	6	634	1	49	5	1	8	711	713.60	1	4
Hourly Average	1.75	1.50	158.50	0.25	12.25	1.25	0.25	2.00	177.75	178.40	0.25	1.00
1800 - 1815	2	1	161	2	6	0	0	2	174	173.80	0	0
1815 - 1830	1	3	146	0	7	4	2	3	166	171.00	4	0
1830 - 1845	2	2	126	1	2	0	0	3	136	136.20	0	0
1845 - 1900	3	0	145	2	7	2	0	3	162	163.60	0	2
Hourly Total	8	6	578	5	22	6	2	11	638	644.60	4	2
Hourly Average	2.00	1.50	144.50	1.25	5.50	1.50	0.50	2.75	159.50	161.15	1.00	0.50
Session Total	41	56	6001	11	673	132	26	89	7029	7151.40	13	119
Session Average	0.85	1.17	125.02	0.23	14.02	2.75	0.54	1.85	146.44	148.99	0.27	2.48

Epsom
Classified Junction Count

Site 1 of 3
A24 Dorking Road (East)
Woodcote Side
A24 Dorking Road (West)
Castle Road

Lat/Long
lat 51.324869° lon -0.279984°

Date
Tuesday 12 November 2019

Weather
Cloudy
Temp: 6°C

0700 - 1900 (Tuesday 12H Session)

	Movement 1.3: Right from A24 Dorking Road (East) to Castle Road								Original Data		OGV1	
TIME	P/CYCLE	M/CYCLE	CAR	TAXI	LGV	OGV1	OGV2	BUS/COACH	TOTAL	PCU TOTAL	Ambulances	Other
0700 - 0715	0	0	0	0	0	0	0	0	0	0.00	0	0
0715 - 0730	0	0	0	0	0	0	0	0	0	0.00	0	0
0730 - 0745	0	0	0	0	0	0	0	0	0	0.00	0	0
0745 - 0800	0	0	0	0	0	0	0	0	0	0.00	0	0
Hourly Total	0	0	0	0	0	0	0	0	0	0.00	0	0
Hourly Average	0.00	0.00	0.00	0.00	0.00	0.00	0.00	0.00	0.00	0.00	0.00	0.00
0800 - 0815	0	0	0	0	0	0	0	0	0	0.00	0	0
0815 - 0830	0	0	0	0	0	0	0	0	0	0.00	0	0
0830 - 0845	0	0	0	0	0	0	0	0	0	0.00	0	0
0845 - 0900	0	0	0	0	0	0	0	0	0	0.00	0	0
Hourly Total	0	0	0	0	0	0	0	0	0	0.00	0	0
Hourly Average	0.00	0.00	0.00	0.00	0.00	0.00	0.00	0.00	0.00	0.00	0.00	0.00
0900 - 0915	0	0	0	0	0	0	0	0	0	0.00	0	0
0915 - 0930	0	0	0	0	0	0	0	0	0	0.00	0	0
0930 - 0945	0	0	0	0	0	0	0	0	0	0.00	0	0
0945 - 1000	0	0	1	0	0	0	0	0	1	1.00	0	0
Hourly Total	0	0	1	0	0	0	0	0	1	1.00	0	0
Hourly Average	0.00	0.00	0.25	0.00	0.00	0.00	0.00	0.00	0.25	0.25	0.00	0.00
1000 - 1015	0	0	0	0	0	0	0	0	0	0.00	0	0
1015 - 1030	0	1	0	0	0	0	0	0	1	0.40	0	0
1030 - 1045	0	0	1	0	0	0	0	0	1	1.00	0	0
1045 - 1100	0	0	1	0	0	0	0	0	1	1.00	0	0
Hourly Total	0	1	2	0	0	0	0	0	3	2.40	0	0
Hourly Average	0.00	0.25	0.50	0.00	0.00	0.00	0.00	0.00	0.75	0.60	0.00	0.00
1100 - 1115	0	0	0	0	0	0	0	0	0	0.00	0	0
1115 - 1130	0	0	1	0	0	0	0	0	1	1.00	0	0
1130 - 1145	0	0	1	0	0	0	0	0	1	1.00	0	0
1145 - 1200	0	0	0	0	0	0	0	0	0	0.00	0	0
Hourly Total	0	0	2	0	0	0	0	0	2	2.00	0	0
Hourly Average	0.00	0.00	0.50	0.00	0.00	0.00	0.00	0.00	0.50	0.50	0.00	0.00
1200 - 1215	0	0	0	0	0	0	0	0	0	0.00	0	0
1215 - 1230	0	0	1	0	1	0	0	0	2	2.00	0	0
1230 - 1245	0	0	0	0	0	0	0	0	0	0.00	0	0
1245 - 1300	0	0	0	0	0	0	0	0	0	0.00	0	0
Hourly Total	0	0	1	0	1	0	0	0	2	2.00	0	0
Hourly Average	0.00	0.00	0.25	0.00	0.25	0.00	0.00	0.00	0.50	0.50	0.00	0.00
1300 - 1315	0	0	0	0	0	0	0	0	0	0.00	0	0
1315 - 1330	0	0	1	0	0	0	0	0	1	1.00	0	0
1330 - 1345	0	0	1	0	0	0	0	0	1	1.00	0	0
1345 - 1400	0	0	1	0	0	0	0	0	1	1.00	0	0
Hourly Total	0	0	3	0	0	0	0	0	3	3.00	0	0
Hourly Average	0.00	0.00	0.75	0.00	0.00	0.00	0.00	0.00	0.75	0.75	0.00	0.00
1400 - 1415	0	0	0	0	0	0	0	0	0	0.00	0	0
1415 - 1430	0	0	0	0	0	0	0	0	0	0.00	0	0
1430 - 1445	0	0	0	0	0	0	0	0	0	0.00	0	0
1445 - 1500	0	0	0	0	1	0	0	0	1	1.00	0	0
Hourly Total	0	0	0	0	1	0	0	0	1	1.00	0	0
Hourly Average	0.00	0.00	0.00	0.00	0.25	0.00	0.00	0.00	0.25	0.25	0.00	0.00
1500 - 1515	0	0	0	0	0	0	0	0	0	0.00	0	0
1515 - 1530	0	0	0	0	0	0	0	0	0	0.00	0	0
1530 - 1545	0	0	0	0	0	0	0	0	0	0.00	0	0
1545 - 1600	0	0	0	0	0	0	0	0	0	0.00	0	0
Hourly Total	0	0	0	0	0	0	0	0	0	0.00	0	0
Hourly Average	0.00	0.00	0.00	0.00	0.00	0.00	0.00	0.00	0.00	0.00	0.00	0.00
1600 - 1615	0	0	0	0	0	0	0	0	0	0.00	0	0
1615 - 1630	0	0	0	0	0	0	0	0	0	0.00	0	0
1630 - 1645	0	0	0	0	0	0	0	0	0	0.00	0	0
1645 - 1700	0	0	1	0	0	0	0	0	1	1.00	0	0
Hourly Total	0	0	1	0	0	0	0	0	1	1.00	0	0
Hourly Average	0.00	0.00	0.25	0.00	0.00	0.00	0.00	0.00	0.25	0.25	0.00	0.00
1700 - 1715	0	0	0	0	0	0	0	0	0	0.00	0	0
1715 - 1730	0	0	0	0	0	0	0	0	0	0.00	0	0
1730 - 1745	0	0	0	0	0	0	0	0	0	0.00	0	0
1745 - 1800	0	0	0	0	0	0	0	0	0	0.00	0	0
Hourly Total	0	0	0	0	0	0	0	0	0	0.00	0	0
Hourly Average	0.00	0.00	0.00	0.00	0.00	0.00	0.00	0.00	0.00	0.00	0.00	0.00
1800 - 1815	0	0	0	0	0	0	0	0	0	0.00	0	0
1815 - 1830	0	0	0	0	0	0	0	0	0	0.00	0	0
1830 - 1845	0	0	1	0	0	0	0	0	1	1.00	0	0
1845 - 1900	0	0	0	0	0	0	0	0	0	0.00	0	0
Hourly Total	0	0	1	0	0	0	0	0	1	1.00	0	0
Hourly Average	0.00	0.00	0.25	0.00	0.00	0.00	0.00	0.00	0.25	0.25	0.00	0.00
Session Total	0	1	11	0	2	0	0	0	14	13.40	0	0
Session Average	0.00	0.02	0.23	0.00	0.04	0.00	0.00	0.00	0.29	0.28	0.00	0.00

Date
Wednesday 13 November 2019

Weather
Cloudy
Temp: 8°C

0700 - 1900 (Wednesday 12H Session)

	Movement 1.3: Right from A24 Dorking Road (East) to Castle Road								Original Data		OGV1	
TIME	P/CYCLE	M/CYCLE	CAR	TAXI	LGV	OGV1	OGV2	BUS/COACH	TOTAL	PCU TOTAL	Ambulances	Other
0700 - 0715	0	0	0	0	0	0	0	0	0	0.00	0	0
0715 - 0730	0	0	1	0	0	0	0	0	1	1.00	0	0
0730 - 0745	0	0	0	0	0	0	0	0	0	0.00	0	0
0745 - 0800	0	0	0	0	0	0	0	0	0	0.00	0	0
Hourly Total	0	0	1	0	0	0	0	0	1	1.00	0	0
Hourly Average	0.00	0.00	0.25	0.00	0.00	0.00	0.00	0.00	0.25	0.25	0.00	0.00
0800 - 0815	0	0	1	0	0	0	0	0	1	1.00	0	0
0815 - 0830	0	0	0	0	0	0	0	0	0	0.00	0	0
0830 - 0845	0	0	0	0	0	0	0	0	0	0.00	0	0
0845 - 0900	0	0	3	0	0	0	0	0	3	3.00	0	0
Hourly Total	0	0	4	0	0	0	0	0	4	4.00	0	0
Hourly Average	0.00	0.00	1.00	0.00	0.00	0.00	0.00	0.00	1.00	1.00	0.00	0.00
0900 - 0915	0	0	0	0	0	0	0	0	0	0.00	0	0
0915 - 0930	0	0	0	0	0	0	0	0	0	0.00	0	0
0930 - 0945	0	0	0	0	0	0	0	0	0	0.00	0	0
0945 - 1000	0	0	1	0	0	0	0	0	1	1.00	0	0
Hourly Total	0	0	1	0	0	0	0	0	1	1.00	0	0
Hourly Average	0.00	0.00	0.25	0.00	0.00	0.00	0.00	0.00	0.25	0.25	0.00	0.00
1000 - 1015	0	0	0	0	0	0	0	0	0	0.00	0	0
1015 - 1030	0	0	1	0	0	0	0	0	1	1.00	0	0
1030 - 1045	0	0	1	0	0	0	0	0	1	1.00	0	0
1045 - 1100	0	0	0	0	1	0	0	0	1	1.00	0	0
Hourly Total	0	0	2	0	1	0	0	0	3	3.00	0	0
Hourly Average	0.00	0.00	0.50	0.00	0.25	0.00	0.00	0.00	0.75	0.75	0.00	0.00
1100 - 1115	0	0	0	0	0	0	0	0	0	0.00	0	0
1115 - 1130	0	0	0	0	0	0	0	0	0	0.00	0	0
1130 - 1145	0	0	0	0	0	0	0	0	0	0.00	0	0
1145 - 1200	0	0	0	0	0	0	0	0	0	0.00	0	0
Hourly Total	0	0	0	0	0	0	0	0	0	0.00	0	0
Hourly Average	0.00	0.00	0.00	0.00	0.00	0.00	0.00	0.00	0.00	0.00	0.00	0.00
1200 - 1215	0	0	0	0	0	0	0	0	0	0.00	0	0
1215 - 1230	0	0	0	0	0	0	0	0	0	0.00	0	0
1230 - 1245	0	0	0	0	0	0	0	0	0	0.00	0	0
1245 - 1300	0	0	1	0	0	0	0	0	1	1.00	0	0
Hourly Total	0	0	1	0	0	0	0	0	1	1.00	0	0
Hourly Average	0.00	0.00	0.25	0.00	0.00	0.00	0.00	0.00	0.25	0.25	0.00	0.00
1300 - 1315	0	0	0	0	1	0	0	0	1	1.00	0	0
1315 - 1330	0	0	0	0	0	0	0	0	0	0.00	0	0
1330 - 1345	0	0	0	0	1	1	0	0	2	2.50	0	1
1345 - 1400	0	0	0	0	0	0	0	0	0	0.00	0	0
Hourly Total	0	0	0	0	2	1	0	0	3	3.50	0	1
Hourly Average	0.00	0.00	0.00	0.00	0.50	0.25	0.00	0.00	0.75	0.88	0.00	0.25
1400 - 1415	0	0	1	0	1	0	0	0	2	2.00	0	0
1415 - 1430	0	0	0	0	0	0	0	0	0	0.00	0	0
1430 - 1445	0	0	0	0	0	0	0	0	0	0.00	0	0
1445 - 1500	0	0	0	0	0	0	0	0	0	0.00	0	0
Hourly Total	0	0	1	0	1	0	0	0	2	2.00	0	0
Hourly Average	0.00	0.00	0.25	0.00	0.25	0.00	0.00	0.00	0.50	0.50	0.00	0.00
1500 - 1515	0	0	1	0	1	0	0	0	2	2.00	0	0
1515 - 1530	0	0	1	0	0	0	0	0	1	1.00	0	0
1530 - 1545	0	0	0	0	0	0	0	0	0	0.00	0	0
1545 - 1600	0	0	0	0	0	0	0	0	0	0.00	0	0
Hourly Total	0	0	2	0	1	0	0	0	3	3.00	0	0
Hourly Average	0.00	0.00	0.50	0.00	0.25	0.00	0.00	0.00	0.75	0.75	0.00	0.00
1600 - 1615	0	0	0	0	0	0	0	0	0	0.00	0	0
1615 - 1630	0	0	1	0	0	0	0	0	1	1.00	0	0
1630 - 1645	0	0	0	0	0	0	0	0	0	0.00	0	0
1645 - 1700	0	0	0	0	0	0	0	0	0	0.00	0	0
Hourly Total	0	0	1	0	0	0	0	0	1	1.00	0	0
Hourly Average	0.00	0.00	0.25	0.00	0.00	0.00	0.00	0.00	0.25	0.25	0.00	0.00
1700 - 1715	0	0	0	0	0	0	0	0	0	0.00	0	0
1715 - 1730	0	0	0	0	0	0	0	0	0	0.00	0	0
1730 - 1745	0	0	0	0	0	0	0	0	0	0.00	0	0
1745 - 1800	0	0	0	0	0	0	0	0	0	0.00	0	0
Hourly Total	0	0	0	0	0	0	0	0	0	0.00	0	0
Hourly Average	0.00	0.00	0.00	0.00	0.00	0.00	0.00	0.00	0.00	0.00	0.00	0.00
1800 - 1815	0	0	0	0	0	0	0	0	0	0.00	0	0
1815 - 1830	0	0	0	0	0	0	0	0	0	0.00	0	0
1830 - 1845	0	0	1	0	0	0	0	0	1	1.00	0	0
1845 - 1900	0	0	0	0	0	0	0	0	0	0.00	0	0
Hourly Total	0	0	1	0	0	0	0	0	1	1.00	0	0
Hourly Average	0.00	0.00	0.25	0.00	0.00	0.00	0.00	0.00	0.25	0.25	0.00	0.00
Session Total	0	0	14	0	5	1	0	0	20	20.50	0	1
Session Average	0.00	0.00	0.29	0.00	0.10	0.02	0.00	0.00	0.42	0.43	0.00	0.02

Epsom
Classified Junction Count

Site 1 of 3
A24 Dorking Road (East)
Woodcote Side
A24 Dorking Road (West)
Castle Road

Lat/Long
lat 51.324869° lon -0.279984°

Date
Tuesday 12 November 2019

Weather
Cloudy
Temp: 6°C

0700 - 1900 (Tuesday 12H Session)

	Movement 1.4: Left from Woodcote Side to A24 Dorking Road (West)								Original Data		OGV1	
TIME	P/CYCLE	M/CYCLE	CAR	TAXI	LGV	OGV1	OGV2	BUS/COACH	TOTAL	PCU TOTAL	Ambulances	Other
0700 - 0715	0	0	27	0	2	0	0	0	29	29.00	0	0
0715 - 0730	0	0	48	0	6	0	0	0	54	54.00	0	0
0730 - 0745	1	0	70	0	8	1	0	0	80	79.70	0	1
0745 - 0800	0	0	75	0	7	1	0	2	85	87.50	0	1
Hourly Total	1	0	220	0	23	2	0	2	248	250.20	0	2
Hourly Average	0.25	0.00	55.00	0.00	5.75	0.50	0.00	0.50	62.00	62.55	0.00	0.50
0800 - 0815	0	0	85	0	5	1	0	0	91	91.50	0	1
0815 - 0830	0	0	60	0	0	0	0	0	60	60.00	0	0
0830 - 0845	0	0	52	0	4	1	0	1	58	59.50	0	1
0845 - 0900	0	0	47	0	0	0	0	0	47	47.00	0	0
Hourly Total	0	0	244	0	9	2	0	1	256	258.00	0	2
Hourly Average	0.00	0.00	61.00	0.00	2.25	0.50	0.00	0.25	64.00	64.50	0.00	0.50
0900 - 0915	0	0	40	0	3	0	0	0	43	43.00	0	0
0915 - 0930	0	0	25	0	1	1	0	0	27	27.50	0	1
0930 - 0945	0	0	31	0	3	0	1	0	35	36.30	0	0
0945 - 1000	1	0	28	0	2	0	0	0	31	30.20	0	0
Hourly Total	1	0	124	0	9	1	1	0	136	137.00	0	1
Hourly Average	0.25	0.00	31.00	0.00	2.25	0.25	0.25	0.00	34.00	34.25	0.00	0.25
1000 - 1015	0	0	17	0	4	0	0	0	21	21.00	0	0
1015 - 1030	0	0	15	0	0	1	0	0	16	16.50	0	1
1030 - 1045	3	0	19	0	4	0	0	0	26	23.60	0	0
1045 - 1100	0	0	34	0	2	0	0	0	36	36.00	0	0
Hourly Total	3	0	85	0	10	1	0	0	99	97.10	0	1
Hourly Average	0.75	0.00	21.25	0.00	2.50	0.25	0.00	0.00	24.75	24.28	0.00	0.25
1100 - 1115	0	0	28	0	2	2	0	0	32	33.00	0	2
1115 - 1130	0	0	26	0	3	0	1	0	30	31.30	0	0
1130 - 1145	0	0	21	1	4	0	0	0	26	26.00	0	0
1145 - 1200	0	0	20	0	3	0	0	0	23	23.00	0	0
Hourly Total	0	0	95	1	12	2	1	0	111	113.30	0	2
Hourly Average	0.00	0.00	23.75	0.25	3.00	0.50	0.25	0.00	27.75	28.33	0.00	0.50
1200 - 1215	0	0	27	0	1	0	1	0	29	30.30	0	0
1215 - 1230	0	0	29	0	2	0	1	0	32	33.30	0	0
1230 - 1245	1	0	21	0	4	1	0	0	27	26.70	0	1
1245 - 1300	0	0	19	0	5	1	0	0	25	25.50	0	1
Hourly Total	1	0	96	0	12	2	2	0	113	115.80	0	2
Hourly Average	0.25	0.00	24.00	0.00	3.00	0.50	0.50	0.00	28.25	28.95	0.00	0.50
1300 - 1315	0	0	31	0	3	0	0	0	34	34.00	0	0
1315 - 1330	0	0	16	0	1	0	0	0	17	17.00	0	0
1330 - 1345	0	0	15	0	2	1	0	0	18	18.50	0	1
1345 - 1400	0	0	19	0	3	0	0	0	22	22.00	0	0
Hourly Total	0	0	81	0	9	1	0	0	91	91.50	0	1
Hourly Average	0.00	0.00	20.25	0.00	2.25	0.25	0.00	0.00	22.75	22.88	0.00	0.25
1400 - 1415	0	0	24	0	3	0	0	0	27	27.00	0	0
1415 - 1430	0	0	27	1	4	0	0	0	32	32.00	0	0
1430 - 1445	0	0	21	0	3	0	0	1	25	26.00	0	0
1445 - 1500	0	0	23	0	2	1	1	0	27	28.80	0	1
Hourly Total	0	0	95	1	12	1	1	1	111	113.80	0	1
Hourly Average	0.00	0.00	23.75	0.25	3.00	0.25	0.25	0.25	27.75	28.45	0.00	0.25
1500 - 1515	0	0	46	0	3	1	0	1	51	52.50	0	1
1515 - 1530	0	0	33	0	5	0	0	0	38	38.00	0	0
1530 - 1545	0	0	35	0	11	0	0	0	46	46.00	0	0
1545 - 1600	0	0	43	0	2	1	0	0	46	46.50	0	1
Hourly Total	0	0	157	0	21	2	0	1	181	183.00	0	2
Hourly Average	0.00	0.00	39.25	0.00	5.25	0.50	0.00	0.25	45.25	45.75	0.00	0.50
1600 - 1615	0	0	42	0	2	0	0	0	44	44.00	0	0
1615 - 1630	0	0	43	0	8	0	0	0	51	51.00	0	0
1630 - 1645	0	0	35	0	6	0	0	0	41	41.00	0	0
1645 - 1700	0	0	45	0	6	0	0	1	52	53.00	0	0
Hourly Total	0	0	165	0	22	0	0	1	188	189.00	0	0
Hourly Average	0.00	0.00	41.25	0.00	5.50	0.00	0.00	0.25	47.00	47.25	0.00	0.00
1700 - 1715	1	0	54	0	3	3	0	0	61	61.70	0	3
1715 - 1730	0	0	43	0	4	0	0	0	47	47.00	0	0
1730 - 1745	0	0	50	0	2	0	0	0	52	52.00	0	0
1745 - 1800	0	0	52	0	1	0	0	0	53	53.00	0	0
Hourly Total	1	0	199	0	10	3	0	0	213	213.70	0	3
Hourly Average	0.25	0.00	49.75	0.00	2.50	0.75	0.00	0.00	53.25	53.43	0.00	0.75
1800 - 1815	0	0	30	0	2	0	0	0	32	32.00	0	0
1815 - 1830	0	1	34	0	1	0	0	1	37	37.40	0	0
1830 - 1845	0	0	35	0	2	0	0	0	37	37.00	0	0
1845 - 1900	0	0	24	0	0	0	0	0	24	24.00	0	0
Hourly Total	0	1	123	0	5	0	0	1	130	130.40	0	0
Hourly Average	0.00	0.25	30.75	0.00	1.25	0.00	0.00	0.25	32.50	32.60	0.00	0.00
Session Total	7	1	1684	2	154	17	5	7	1877	1892.80	0	17
Session Average	0.15	0.02	35.08	0.04	3.21	0.35	0.10	0.15	39.10	39.43	0.00	0.35

Date
Wednesday 13 November 2019

Weather
Cloudy
Temp: 8°C

0700 - 1900 (Wednesday 12H Session)

	Movement 1.4: Left from Woodcote Side to A24 Dorking Road (West)								Original Data		OGV1	
TIME	P/CYCLE	M/CYCLE	CAR	TAXI	LGV	OGV1	OGV2	BUS/COACH	TOTAL	PCU TOTAL	Ambulances	Other
0700 - 0715	0	0	20	0	2	0	0	0	22	22.00	0	0
0715 - 0730	1	0	32	0	7	1	0	0	41	40.70	0	1
0730 - 0745	1	0	67	0	5	0	0	0	73	72.20	0	0
0745 - 0800	0	0	77	0	5	0	0	2	84	86.00	0	0
Hourly Total	2	0	196	0	19	1	0	2	220	220.90	0	1
Hourly Average	0.50	0.00	49.00	0.00	4.75	0.25	0.00	0.50	55.00	55.23	0.00	0.25
0800 - 0815	0	0	69	0	3	0	0	0	72	72.00	0	0
0815 - 0830	0	0	83	0	5	2	1	0	91	93.30	0	2
0830 - 0845	0	0	46	0	2	0	0	0	48	48.00	0	0
0845 - 0900	0	1	50	0	2	0	0	0	53	52.40	0	0
Hourly Total	0	1	248	0	12	2	1	0	264	265.70	0	2
Hourly Average	0.00	0.25	62.00	0.00	3.00	0.50	0.25	0.00	66.00	66.43	0.00	0.50
0900 - 0915	0	0	32	0	2	0	2	0	36	38.60	0	0
0915 - 0930	0	0	30	0	2	0	0	0	32	32.00	0	0
0930 - 0945	0	0	22	0	3	0	0	0	25	25.00	0	0
0945 - 1000	0	0	20	0	6	0	0	0	26	26.00	0	0
Hourly Total	0	0	104	0	13	0	2	0	119	121.60	0	0
Hourly Average	0.00	0.00	26.00	0.00	3.25	0.00	0.50	0.00	29.75	30.40	0.00	0.00
1000 - 1015	1	0	22	0	5	0	0	0	28	27.20	0	0
1015 - 1030	0	0	18	0	4	0	0	0	22	22.00	0	0
1030 - 1045	0	0	14	0	1	1	0	0	16	16.50	0	1
1045 - 1100	5	0	21	0	1	1	1	0	29	26.80	0	1
Hourly Total	6	0	75	0	11	2	1	0	95	92.50	0	2
Hourly Average	1.50	0.00	18.75	0.00	2.75	0.50	0.25	0.00	23.75	23.13	0.00	0.50
1100 - 1115	1	0	29	0	1	2	1	0	34	35.50	0	2
1115 - 1130	0	0	19	0	2	1	0	0	22	22.50	0	1
1130 - 1145	1	0	21	0	0	0	1	0	23	23.50	0	0
1145 - 1200	0	0	19	0	4	0	0	0	23	23.00	0	0
Hourly Total	2	0	88	0	7	3	2	0	102	104.50	0	3
Hourly Average	0.50	0.00	22.00	0.00	1.75	0.75	0.50	0.00	25.50	26.13	0.00	0.75
1200 - 1215	0	0	27	0	3	0	0	0	30	30.00	0	0
1215 - 1230	1	0	24	0	3	0	0	0	28	27.20	0	0
1230 - 1245	1	1	24	0	2	0	0	0	28	26.60	0	0
1245 - 1300	1	0	23	0	5	1	0	0	30	29.70	0	1
Hourly Total	3	1	98	0	13	1	0	0	116	113.50	0	1
Hourly Average	0.75	0.25	24.50	0.00	3.25	0.25	0.00	0.00	29.00	28.38	0.00	0.25
1300 - 1315	0	0	17	0	4	0	0	0	21	21.00	0	0
1315 - 1330	0	0	24	1	7	0	0	0	32	32.00	0	0
1330 - 1345	1	0	20	0	2	1	0	0	24	23.70	0	1
1345 - 1400	0	0	25	1	4	1	0	0	31	31.50	0	1
Hourly Total	1	0	86	2	17	2	0	0	108	108.20	0	2
Hourly Average	0.25	0.00	21.50	0.50	4.25	0.50	0.00	0.00	27.00	27.05	0.00	0.50
1400 - 1415	0	0	22	0	2	0	1	0	25	26.30	0	0
1415 - 1430	0	0	25	0	8	0	1	0	34	35.30	0	0
1430 - 1445	0	0	28	0	3	1	1	0	33	34.80	0	1
1445 - 1500	0	0	21	0	4	2	0	0	27	28.00	0	2
Hourly Total	0	0	96	0	17	3	3	0	119	124.40	0	3
Hourly Average	0.00	0.00	24.00	0.00	4.25	0.75	0.75	0.00	29.75	31.10	0.00	0.75
1500 - 1515	1	0	42	0	4	0	0	0	47	46.20	0	0
1515 - 1530	0	0	40	1	5	0	0	0	46	46.00	0	0
1530 - 1545	0	0	42	0	1	0	0	0	43	43.00	0	0
1545 - 1600	0	0	34	0	3	1	0	0	38	38.50	0	1
Hourly Total	1	0	158	1	13	1	0	0	174	173.70	0	1
Hourly Average	0.25	0.00	39.50	0.25	3.25	0.25	0.00	0.00	43.50	43.43	0.00	0.25
1600 - 1615	0	0	34	0	7	0	0	0	41	41.00	0	0
1615 - 1630	1	0	53	0	10	2	0	0	66	66.20	0	2
1630 - 1645	0	0	39	0	3	1	0	0	43	43.50	0	1
1645 - 1700	0	0	37	0	1	0	0	0	38	38.00	0	0
Hourly Total	1	0	163	0	21	3	0	0	188	188.70	0	3
Hourly Average	0.25	0.00	40.75	0.00	5.25	0.75	0.00	0.00	47.00	47.18	0.00	0.75
1700 - 1715	0	0	36	0	6	0	0	0	42	42.00	0	0
1715 - 1730	0	0	41	0	4	0	0	0	45	45.00	0	0
1730 - 1745	0	0	43	0	2	0	0	0	45	45.00	0	0
1745 - 1800	0	0	49	0	1	0	0	0	50	50.00	0	0
Hourly Total	0	0	169	0	13	0	0	0	182	182.00	0	0
Hourly Average	0.00	0.00	42.25	0.00	3.25	0.00	0.00	0.00	45.50	45.50	0.00	0.00
1800 - 1815	0	0	41	0	1	0	0	0	42	42.00	0	0
1815 - 1830	0	0	55	0	1	0	0	0	56	56.00	0	0
1830 - 1845	1	0	29	0	0	0	0	0	30	29.20	0	0
1845 - 1900	0	0	25	0	1	0	0	0	26	26.00	0	0
Hourly Total	1	0	150	0	3	0	0	0	154	153.20	0	0
Hourly Average	0.25	0.00	37.50	0.00	0.75	0.00	0.00	0.00	38.50	38.30	0.00	0.00
Session Total	17	2	1631	3	159	18	9	2	1841	1848.90	0	18
Session Average	0.35	0.04	33.98	0.06	3.31	0.38	0.19	0.04	38.35	38.52	0.00	0.38

Epsom
Classified Junction Count

Site 1 of 3
A24 Dorking Road (East)
Woodcote Side
A24 Dorking Road (West)
Castle Road

Lat/Long
lat 51.324869° lon -0.279984°

Date
Tuesday 12 November 2019

Weather
Cloudy
Temp: 6°C

0700 - 1900 (Tuesday 12H Session)

	Movement 1.5: Northbound from Woodcote Side to Castle Road								Original Data		OCV1	
TIME	P/CYCLE	M/CYCLE	CAR	TAXI	LGV	OGV1	OGV2	BUS/COACH	TOTAL	PCU TOTAL	Ambulances	Other
0700 - 0715	0	0	0	0	0	0	0	0	0	0.00	0	0
0715 - 0730	0	0	0	0	0	0	0	0	0	0.00	0	0
0730 - 0745	0	0	1	0	0	0	0	0	1	1.00	0	0
0745 - 0800	0	0	0	0	0	0	0	0	0	0.00	0	0
Hourly Total	0	0	1	0	0	0	0	0	1	1.00	0	0
Hourly Average	0.00	0.00	0.25	0.00	0.00	0.00	0.00	0.00	0.25	0.25	0.00	0.00
0800 - 0815	0	0	0	0	0	0	0	0	0	0.00	0	0
0815 - 0830	0	0	0	0	0	0	0	0	0	0.00	0	0
0830 - 0845	0	0	1	0	0	0	0	0	1	1.00	0	0
0845 - 0900	0	0	1	0	0	0	0	0	1	1.00	0	0
Hourly Total	0	0	2	0	0	0	0	0	2	2.00	0	0
Hourly Average	0.00	0.00	0.50	0.00	0.00	0.00	0.00	0.00	0.50	0.50	0.00	0.00
0900 - 0915	0	0	0	0	0	0	0	0	0	0.00	0	0
0915 - 0930	0	0	0	0	0	0	0	0	0	0.00	0	0
0930 - 0945	0	0	1	0	0	0	0	0	1	1.00	0	0
0945 - 1000	0	0	0	0	0	0	0	0	0	0.00	0	0
Hourly Total	0	0	1	0	0	0	0	0	1	1.00	0	0
Hourly Average	0.00	0.00	0.25	0.00	0.00	0.00	0.00	0.00	0.25	0.25	0.00	0.00
1000 - 1015	0	0	0	0	0	0	0	0	0	0.00	0	0
1015 - 1030	0	0	0	0	0	0	0	0	0	0.00	0	0
1030 - 1045	0	0	0	0	0	0	0	0	0	0.00	0	0
1045 - 1100	0	0	0	0	0	0	0	0	0	0.00	0	0
Hourly Total	0	0	0	0	0	0	0	0	0	0.00	0	0
Hourly Average	0.00	0.00	0.00	0.00	0.00	0.00	0.00	0.00	0.00	0.00	0.00	0.00
1100 - 1115	0	0	0	0	0	0	0	0	0	0.00	0	0
1115 - 1130	0	0	0	0	1	0	0	0	1	1.00	0	0
1130 - 1145	0	0	1	0	0	0	0	0	1	1.00	0	0
1145 - 1200	1	0	0	0	0	0	0	0	1	0.20	0	0
Hourly Total	1	0	1	0	1	0	0	0	3	2.20	0	0
Hourly Average	0.25	0.00	0.25	0.00	0.25	0.00	0.00	0.00	0.75	0.55	0.00	0.00
1200 - 1215	0	0	0	0	0	0	0	0	0	0.00	0	0
1215 - 1230	0	0	0	0	0	0	0	0	0	0.00	0	0
1230 - 1245	0	0	0	0	0	0	0	0	0	0.00	0	0
1245 - 1300	0	0	0	0	0	0	0	0	0	0.00	0	0
Hourly Total	0	0	0	0	0	0	0	0	0	0.00	0	0
Hourly Average	0.00	0.00	0.00	0.00	0.00	0.00	0.00	0.00	0.00	0.00	0.00	0.00
1300 - 1315	0	0	0	0	0	0	0	0	0	0.00	0	0
1315 - 1330	0	0	0	0	0	0	0	0	0	0.00	0	0
1330 - 1345	0	0	0	0	0	0	0	0	0	0.00	0	0
1345 - 1400	0	0	0	0	0	0	0	0	0	0.00		0
Hourly Total	0	0	0	0	0	0	0	0	0	0.00	0	0
Hourly Average	0.00	0.00	0.00	0.00	0.00	0.00	0.00	0.00	0.00	0.00	0.00	0.00
1400 - 1415	1	0	0	0	0	0	0	0	1	0.20	0	0
1415 - 1430	0	0	0	0	0	0	0	0	0	0.00	0	0
1430 - 1445	0	0	0	0	0	0	0	0	0	0.00	0	0
1445 - 1500	0	0	0	0	0	0	0	0	0	0.00	0	0
Hourly Total	1	0	0	0	0	0	0	0	1	0.20	0	0
Hourly Average	0.25	0.00	0.00	0.00	0.00	0.00	0.00	0.00	0.25	0.05	0.00	0.00
1500 - 1515	0	0	0	0	0	0	0	0	0	0.00	0	0
1515 - 1530	0	0	0	0	1	0	0	0	1	1.00	0	0
1530 - 1545	0	0	0	0	0	0	0	0	0	0.00	0	0
1545 - 1600	0	0	0	0	0	0	0	0	0	0.00	0	0
Hourly Total	0	0	0	0	1	0	0	0	1	1.00	0	0
Hourly Average	0.00	0.00	0.00	0.00	0.25	0.00	0.00	0.00	0.25	0.25	0.00	0.00
1600 - 1615	0	0	0	0	0	0	0	0	0	0.00	0	0
1615 - 1630	0	0	0	0	0	0	0	0	0	0.00	0	0
1630 - 1645	0	0	0	0	0	0	0	0	0	0.00	0	0
1645 - 1700	0	0	0	0	0	0	0	0	0	0.00	0	0
Hourly Total	0	0	0	0	0	0	0	0	0	0.00	0	0
Hourly Average	0.00	0.00	0.00	0.00	0.00	0.00	0.00	0.00	0.00	0.00	0.00	0.00
1700 - 1715	0	0	0	0	0	0	0	0	0	0.00	0	0
1715 - 1730	0	0	0	0	0	0	0	0	0	0.00	0	0
1730 - 1745	0	0	0	0	0	0	0	0	0	0.00	0	0
1745 - 1800	0	0	0	0	0	0	0	0	0	0.00	0	0
Hourly Total	0	0	0	0	0	0	0	0	0	0.00	0	0
Hourly Average	0.00	0.00	0.00	0.00	0.00	0.00	0.00	0.00	0.00	0.00	0.00	0.00
1800 - 1815	0	0	0	0	0	0	0	0	0	0.00	0	0
1815 - 1830	0	0	0	0	0	0	0	0	0	0.00	0	0
1830 - 1845	0	0	0	0	0	0	0	0	0	0.00	0	0
1845 - 1900	0	0	0	0	0	0	0	0	0	0.00	0	0
Hourly Total	0	0	0	0	0	0	0	0	0	0.00	0	0
Hourly Average	0.00	0.00	0.00	0.00	0.00	0.00	0.00	0.00	0.00	0.00	0.00	0.00
Session Total	2	0	5	0	2	0	0	0	9	7.40	0	0
Session Average	0.04	0.00	0.10	0.00	0.04	0.00	0.00	0.00	0.19	0.15	0.00	0.00

Date
Wednesday 13 November 2019

Weather
Cloudy
Temp: 8°C

0700 - 1900 (Wednesday 12H Session)

	Movement 1.5: Northbound from Woodcote Side to Castle Road								Original Data		OGV1	
TIME	P/CYCLE	M/CYCLE	CAR	TAXI	LGV	OGV1	OGV2	BUS/COACH	TOTAL	PCU TOTAL	Ambulances	Other
0700 - 0715	0	0	0	0	0	0	0	0	0	0.00	0	0
0715 - 0730	0	0	0	0	0	0	0	0	0	0.00	0	0
0730 - 0745	0	0	0	0	0	0	0	0	0	0.00	0	0
0745 - 0800	0	0	0	0	0	0	0	0	0	0.00	0	0
Hourly Total	0	0	0	0	0	0	0	0	0	0.00	0	0
Hourly Average	0.00	0.00	0.00	0.00	0.00	0.00	0.00	0.00	0.00	0.00	0.00	0.00
0800 - 0815	0	0	0	0	0	0	0	0	0	0.00	0	0
0815 - 0830	0	0	0	0	0	0	0	0	0	0.00	0	0
0830 - 0845	0	0	0	0	0	0	0	0	0	0.00	0	0
0845 - 0900	0	0	1	0	0	0	0	0	1	1.00	0	0
Hourly Total	0	0	1	0	0	0	0	0	1	1.00	0	0
Hourly Average	0.00	0.00	0.25	0.00	0.00	0.00	0.00	0.00	0.25	0.25	0.00	0.00
0900 - 0915	0	0	0	0	0	0	0	0	0	0.00	0	0
0915 - 0930	0	0	0	0	0	0	0	0	0	0.00	0	0
0930 - 0945	0	0	0	0	0	0	0	0	0	0.00	0	0
0945 - 1000	0	0	1	0	0	0	0	0	1	1.00	0	0
Hourly Total	0	0	1	0	0	0	0	0	1	1.00	0	0
Hourly Average	0.00	0.00	0.25	0.00	0.00	0.00	0.00	0.00	0.25	0.25	0.00	0.00
1000 - 1015	0	0	0	0	0	0	0	0	0	0.00	0	0
1015 - 1030	0	0	0	0	0	0	0	0	0	0.00	0	0
1030 - 1045	0	0	0	0	0	0	0	0	0	0.00	0	0
1045 - 1100	0	0	0	0	0	0	0	0	0	0.00	0	0
Hourly Total	0	0	0	0	0	0	0	0	0	0.00	0	0
Hourly Average	0.00	0.00	0.00	0.00	0.00	0.00	0.00	0.00	0.00	0.00	0.00	0.00
1100 - 1115	0	0	0	0	0	0	0	0	0	0.00	0	0
1115 - 1130	0	0	0	0	0	0	0	0	0	0.00	0	0
1130 - 1145	0	0	0	0	0	0	0	0	0	0.00	0	0
1145 - 1200	0	0	0	0	0	0	0	0	0	0.00	0	0
Hourly Total	0	0	0	0	0	0	0	0	0	0.00	0	0
Hourly Average	0.00	0.00	0.00	0.00	0.00	0.00	0.00	0.00	0.00	0.00	0.00	0.00
1200 - 1215	0	0	0	0	0	0	0	0	0	0.00	0	0
1215 - 1230	0	0	0	0	0	0	0	0	0	0.00	0	0
1230 - 1245	0	0	0	0	0	0	0	0	0	0.00	0	0
1245 - 1300	0	0	0	0	0	0	0	0	0	0.00	0	0
Hourly Total	0	0	0	0	0	0	0	0	0	0.00	0	0
Hourly Average	0.00	0.00	0.00	0.00	0.00	0.00	0.00	0.00	0.00	0.00	0.00	0.00
1300 - 1315	0	0	0	0	0	0	0	0	0	0.00	0	0
1315 - 1330	0	0	0	0	0	0	0	0	0	0.00	0	0
1330 - 1345	0	0	0	0	0	0	0	0	0	0.00	0	0
1345 - 1400	0	0	0	0	0	0	0	0	0	0.00	0	0
Hourly Total	0	0	0	0	0	0	0	0	0	0.00	0	0
Hourly Average	0.00	0.00	0.00	0.00	0.00	0.00	0.00	0.00	0.00	0.00	0.00	0.00
1400 - 1415	0	0	0	0	0	0	0	0	0	0.00	0	0
1415 - 1430	0	0	1	0	0	0	0	0	1	1.00	0	0
1430 - 1445	0	0	0	0	0	0	0	0	0	0.00	0	0
1445 - 1500	0	0	0	0	0	0	0	0	0	0.00	0	0
Hourly Total	0	0	1	0	0	0	0	0	1	1.00	0	0
Hourly Average	0.00	0.00	0.25	0.00	0.00	0.00	0.00	0.00	0.25	0.25	0.00	0.00
1500 - 1515	0	0	0	0	0	0	0	0	0	0.00	0	0
1515 - 1530	0	0	0	0	0	0	0	0	0	0.00	0	0
1530 - 1545	0	0	0	0	0	0	0	0	0	0.00	0	0
1545 - 1600	0	0	0	0	0	0	0	0	0	0.00	0	0
Hourly Total	0	0	0	0	0	0	0	0	0	0.00	0	0
Hourly Average	0.00	0.00	0.00	0.00	0.00	0.00	0.00	0.00	0.00	0.00	0.00	0.00
1600 - 1615	0	0	0	0	0	0	0	0	0	0.00	0	0
1615 - 1630	0	0	0	0	0	0	0	0	0	0.00	0	0
1630 - 1645	0	0	0	0	0	0	0	0	0	0.00	0	0
1645 - 1700	0	0	0	0	0	0	0	0	0	0.00	0	0
Hourly Total	0	0	0	0	0	0	0	0	0	0.00	0	0
Hourly Average	0.00	0.00	0.00	0.00	0.00	0.00	0.00	0.00	0.00	0.00	0.00	0.00
1700 - 1715	0	0	0	0	0	0	0	0	0	0.00	0	0
1715 - 1730	0	0	0	0	0	0	0	0	0	0.00	0	0
1730 - 1745	0	0	0	0	0	0	0	0	0	0.00	0	0
1745 - 1800	0	0	0	0	0	0	0	0	0	0.00	0	0
Hourly Total	0	0	0	0	0	0	0	0	0	0.00	0	0
Hourly Average	0.00	0.00	0.00	0.00	0.00	0.00	0.00	0.00	0.00	0.00	0.00	0.00
1800 - 1815	0	0	0	0	0	0	0	0	0	0.00	0	0
1815 - 1830	0	0	0	0	0	0	0	0	0	0.00	0	0
1830 - 1845	0	0	0	0	0	0	0	0	0	0.00	0	0
1845 - 1900	0	0	0	0	0	0	0	0	0	0.00	0	0
Hourly Total	0	0	0	0	0	0	0	0	0	0.00	0	0
Hourly Average	0.00	0.00	0.00	0.00	0.00	0.00	0.00	0.00	0.00	0.00	0.00	0.00
Session Total	0	0	3	0	0	0	0	0	3	3.00	0	0
Session Average	0.00	0.00	0.06	0.00	0.00	0.00	0.00	0.00	0.06	0.06	0.00	0.00

Epsom
Classified Junction Count

Site 1 of 3
A24 Dorking Road (East)
Woodcote Side
A24 Dorking Road (West)
Castle Road

Lat/Long
lat 51.324869° lon -0.279984°

Date
Tuesday 12 November 2019

Weather
Cloudy
Temp: 6°C

0700 - 1900 (Tuesday 12H Session)

	Movement 1.6: Right from Woodcote Side to A24 Dorking Road (East)								Original Data		OGV1	
TIME	P/CYCLE	M/CYCLE	CAR	TAXI	LGV	OGV1	OGV2	BUS/COACH	TOTAL	PCU TOTAL	Ambulances	Other
0700 - 0715	0	0	2	0	0	0	0	0	2	2.00	0	0
0715 - 0730	0	0	7	0	0	0	0	0	7	7.00	0	0
0730 - 0745	0	0	2	0	1	0	0	0	3	3.00	0	0
0745 - 0800	0	0	3	0	0	0	0	1	4	5.00	0	0
Hourly Total	0	0	14	0	1	0	0	1	16	17.00	0	0
Hourly Average	0.00	0.00	3.50	0.00	0.25	0.00	0.00	0.25	4.00	4.25	0.00	0.00
0800 - 0815	0	0	3	0	0	0	0	2	5	7.00	0	0
0815 - 0830	0	0	3	0	1	0	0	1	5	6.00	0	0
0830 - 0845	1	0	5	0	0	0	0	0	6	5.20	0	0
0845 - 0900	0	0	5	0	2	0	0	0	7	7.00	0	0
Hourly Total	1	0	16	0	3	0	0	3	23	25.20	0	0
Hourly Average	0.25	0.00	4.00	0.00	0.75	0.00	0.00	0.75	5.75	6.30	0.00	0.00
0900 - 0915	1	0	1	0	1	0	0	0	3	2.20	0	0
0915 - 0930	0	0	8	0	0	0	0	0	8	8.00	0	0
0930 - 0945	0	0	9	0	1	0	0	1	11	12.00	0	0
0945 - 1000	0	0	3	0	1	0	0	1	5	6.00	0	0
Hourly Total	1	0	21	0	3	0	0	2	27	28.20	0	0
Hourly Average	0.25	0.00	5.25	0.00	0.75	0.00	0.00	0.50	6.75	7.05	0.00	0.00
1000 - 1015	0	0	5	0	0	0	0	0	5	5.00	0	0
1015 - 1030	0	1	7	0	2	0	0	0	10	9.40	0	0
1030 - 1045	0	0	3	0	1	0	0	0	4	4.00	0	0
1045 - 1100	1	0	8	0	3	0	0	0	12	11.20	0	0
Hourly Total	1	1	23	0	6	0	0	0	31	29.60	0	0
Hourly Average	0.25	0.25	5.75	0.00	1.50	0.00	0.00	0.00	7.75	7.40	0.00	0.00
1100 - 1115	0	2	6	0	1	0	0	0	9	7.80	0	0
1115 - 1130	0	0	7	1	1	0	0	0	9	9.00	0	0
1130 - 1145	0	0	3	0	0	0	0	0	3	3.00	0	0
1145 - 1200	0	0	6	0	0	0	0	1	7	8.00	0	0
Hourly Total	0	2	22	1	2	0	0	1	28	27.80	0	0
Hourly Average	0.00	0.50	5.50	0.25	0.50	0.00	0.00	0.25	7.00	6.95	0.00	0.00
1200 - 1215	0	0	3	0	0	0	0	0	3	3.00	0	0
1215 - 1230	0	0	5	0	1	0	0	0	6	6.00	0	0
1230 - 1245	0	0	6	0	1	1	0	0	8	8.50	0	1
1245 - 1300	1	0	2	0	0	1	0	0	4	3.70	0	1
Hourly Total	1	0	16	0	2	2	0	0	21	21.20	0	2
Hourly Average	0.25	0.00	4.00	0.00	0.50	0.50	0.00	0.00	5.25	5.30	0.00	0.50
1300 - 1315	2	1	3	0	0	0	0	0	6	3.80	0	0
1315 - 1330	0	0	4	0	2	0	0	0	6	6.00	0	0
1330 - 1345	0	1	1	0	0	0	0	0	2	1.40	0	0
1345 - 1400	0	0	2	0	0	0	0	1	3	4.00	0	0
Hourly Total	2	2	10	0	2	0	0	1	17	15.20	0	0
Hourly Average	0.50	0.50	2.50	0.00	0.50	0.00	0.00	0.25	4.25	3.80	0.00	0.00
1400 - 1415	0	0	2	0	1	0	0	0	3	3.00	0	0
1415 - 1430	0	1	3	0	0	0	0	0	4	3.40	0	0
1430 - 1445	0	1	2	0	0	0	0	1	4	4.40	0	0
1445 - 1500	0	0	6	0	0	1	0	1	8	9.50	0	1
Hourly Total	0	2	13	0	1	1	0	2	19	20.30	0	1
Hourly Average	0.00	0.50	3.25	0.00	0.25	0.25	0.00	0.50	4.75	5.08	0.00	0.25
1500 - 1515	0	0	6	0	0	0	0	1	7	8.00	0	0
1515 - 1530	0	0	9	0	0	0	0	0	9	9.00	0	0
1530 - 1545	1	1	8	0	0	1	0	0	11	10.10	0	1
1545 - 1600	0	0	5	0	2	0	0	0	7	7.00	0	0
Hourly Total	1	1	28	0	2	1	0	1	34	34.10	0	1
Hourly Average	0.25	0.25	7.00	0.00	0.50	0.25	0.00	0.25	8.50	8.53	0.00	0.25
1600 - 1615	1	0	3	0	1	0	0	0	5	4.20	0	0
1615 - 1630	0	0	3	0	0	0	0	1	4	5.00	0	0
1630 - 1645	0	0	2	0	1	0	0	0	3	3.00	0	0
1645 - 1700	0	0	3	0	0	0	0	0	3	3.00	0	0
Hourly Total	1	0	11	0	2	0	0	1	15	15.20	0	0
Hourly Average	0.25	0.00	2.75	0.00	0.50	0.00	0.00	0.25	3.75	3.80	0.00	0.00
1700 - 1715	0	0	4	0	0	0	0	0	4	4.00	0	0
1715 - 1730	0	0	2	0	1	0	0	0	3	3.00	0	0
1730 - 1745	0	0	2	0	0	0	0	0	2	2.00	0	0
1745 - 1800	0	0	3	0	0	0	0	0	3	3.00	0	0
Hourly Total	0	0	11	0	1	0	0	0	12	12.00	0	0
Hourly Average	0.00	0.00	2.75	0.00	0.25	0.00	0.00	0.00	3.00	3.00	0.00	0.00
1800 - 1815	0	0	4	0	1	0	0	1	6	7.00	0	0
1815 - 1830	0	1	5	0	0	0	0	0	6	5.40	0	0
1830 - 1845	0	2	2	0	0	0	0	0	4	2.80	0	0
1845 - 1900	0	0	5	0	0	0	0	0	5	5.00	0	0
Hourly Total	0	3	16	0	1	0	0	1	21	20.20	0	0
Hourly Average	0.00	0.75	4.00	0.00	0.25	0.00	0.00	0.25	5.25	5.05	0.00	0.00
Session Total	8	11	201	1	26	4	0	13	264	266.00	0	4
Session Average	0.17	0.23	4.19	0.02	0.54	0.08	0.00	0.27	5.50	5.54	0.00	0.08

Date
Wednesday 13 November 2019

Weather
Cloudy
Temp: 8°C

0700 - 1900 (Wednesday 12H Session)

	Movement 1.6: Right from Woodcote Side to A24 Dorking Road (East)								Original Data		OGV1	
TIME	P/CYCLE	M/CYCLE	CAR	TAXI	LGV	OGV1	OGV2	BUS/COACH	TOTAL	PCU TOTAL	Ambulances	Other
0700 - 0715	0	0	3	0	0	0	0	0	3	3.00	0	0
0715 - 0730	0	0	6	0	0	0	0	0	6	6.00	0	0
0730 - 0745	0	1	11	0	1	0	0	0	13	12.40	0	0
0745 - 0800	0	0	3	0	0	0	0	1	4	5.00	0	0
Hourly Total	0	1	23	0	1	0	0	1	26	26.40	0	0
Hourly Average	0.00	0.25	5.75	0.00	0.25	0.00	0.00	0.25	6.50	6.60	0.00	0.00
0800 - 0815	0	0	6	0	0	0	0	1	7	8.00	0	0
0815 - 0830	0	1	5	0	0	0	0	0	6	5.40	0	0
0830 - 0845	0	0	5	0	1	0	0	0	6	6.00	0	0
0845 - 0900	0	0	5	0	0	0	0	0	5	5.00	0	0
Hourly Total	0	1	21	0	1	0	0	1	24	24.40	0	0
Hourly Average	0.00	0.25	5.25	0.00	0.25	0.00	0.00	0.25	6.00	6.10	0.00	0.00
0900 - 0915	0	0	6	0	0	0	0	0	6	6.00	0	0
0915 - 0930	1	0	3	0	1	0	0	0	5	4.20	0	0
0930 - 0945	0	1	4	0	0	0	0	0	5	4.40	0	0
0945 - 1000	0	0	1	0	0	0	0	1	2	3.00	0	0
Hourly Total	1	1	14	0	1	0	0	1	18	17.60	0	0
Hourly Average	0.25	0.25	3.50	0.00	0.25	0.00	0.00	0.25	4.50	4.40	0.00	0.00
1000 - 1015	0	0	6	0	0	0	0	0	6	6.00	0	0
1015 - 1030	0	0	3	0	0	0	0	0	3	3.00	0	0
1030 - 1045	0	0	4	0	1	0	0	0	5	5.00	0	0
1045 - 1100	0	0	1	0	0	0	0	0	1	1.00	0	0
Hourly Total	0	0	14	0	1	0	0	0	15	15.00	0	0
Hourly Average	0.00	0.00	3.50	0.00	0.25	0.00	0.00	0.00	3.75	3.75	0.00	0.00
1100 - 1115	1	0	4	0	1	0	0	0	6	5.20	0	0
1115 - 1130	0	1	5	0	0	1	0	0	7	6.90	0	1
1130 - 1145	0	0	5	0	2	1	0	0	8	8.50	0	1
1145 - 1200	0	0	4	0	2	0	0	1	7	8.00	0	0
Hourly Total	1	1	18	0	5	2	0	1	28	28.60	0	2
Hourly Average	0.25	0.25	4.50	0.00	1.25	0.50	0.00	0.25	7.00	7.15	0.00	0.50
1200 - 1215	0	0	5	0	0	0	0	0	5	5.00	0	0
1215 - 1230	1	1	7	0	1	0	0	0	10	8.60	0	0
1230 - 1245	0	1	3	0	0	0	0	0	4	3.40	0	0
1245 - 1300	1	1	5	0	0	1	0	0	8	7.10	0	1
Hourly Total	2	3	20	0	1	1	0	0	27	24.10	0	1
Hourly Average	0.50	0.75	5.00	0.00	0.25	0.25	0.00	0.00	6.75	6.03	0.00	0.25
1300 - 1315	0	0	2	0	0	0	0	0	2	2.00	0	0
1315 - 1330	0	0	2	0	0	1	0	0	3	3.50	0	1
1330 - 1345	0	0	5	0	0	0	1	0	6	7.30	0	0
1345 - 1400	0	0	5	0	1	0	0	1	7	8.00	0	0
Hourly Total	0	0	14	0	1	1	1	1	18	20.80	0	1
Hourly Average	0.00	0.00	3.50	0.00	0.25	0.25	0.25	0.25	4.50	5.20	0.00	0.25
1400 - 1415	0	1	2	0	0	0	0	0	3	2.40	0	0
1415 - 1430	0	0	4	0	0	0	0	0	4	4.00	0	0
1430 - 1445	0	1	4	0	0	0	0	1	6	6.40	0	0
1445 - 1500	0	0	5	0	2	0	0	0	7	7.00	0	0
Hourly Total	0	2	15	0	2	0	0	1	20	19.80	0	0
Hourly Average	0.00	0.50	3.75	0.00	0.50	0.00	0.00	0.25	5.00	4.95	0.00	0.00
1500 - 1515	1	0	10	0	0	0	0	1	12	12.20	0	0
1515 - 1530	0	0	1	0	1	0	0	0	2	2.00	0	0
1530 - 1545	0	0	4	0	0	0	0	0	4	4.00	0	0
1545 - 1600	0	0	3	0	1	0	0	0	4	4.00	0	0
Hourly Total	1	0	18	0	2	0	0	1	22	22.20	0	0
Hourly Average	0.25	0.00	4.50	0.00	0.50	0.00	0.00	0.25	5.50	5.55	0.00	0.00
1600 - 1615	0	0	1	0	0	0	0	0	1	1.00	0	0
1615 - 1630	0	0	4	0	1	0	0	1	6	7.00	0	0
1630 - 1645	0	0	5	0	0	0	0	0	5	5.00	0	0
1645 - 1700	0	0	2	0	0	0	0	0	2	2.00	0	0
Hourly Total	0	0	12	0	1	0	0	1	14	15.00	0	0
Hourly Average	0.00	0.00	3.00	0.00	0.25	0.00	0.00	0.25	3.50	3.75	0.00	0.00
1700 - 1715	1	0	2	0	0	0	0	0	3	2.20	0	0
1715 - 1730	0	0	3	0	1	0	0	0	4	4.00	0	0
1730 - 1745	0	1	1	0	0	0	0	0	2	1.40	0	0
1745 - 1800	1	0	2	0	0	0	0	0	3	2.20	0	0
Hourly Total	2	1	8	0	1	0	0	0	12	9.80	0	0
Hourly Average	0.50	0.25	2.00	0.00	0.25	0.00	0.00	0.00	3.00	2.45	0.00	0.00
1800 - 1815	0	0	3	0	0	1	0	1	5	6.50	0	1
1815 - 1830	0	1	0	0	0	0	0	0	1	0.40	0	0
1830 - 1845	0	0	1	0	0	0	0	0	1	1.00	0	0
1845 - 1900	0	0	3	0	0	0	0	0	3	3.00	0	0
Hourly Total	0	1	7	0	0	1	0	1	10	10.90	0	1
Hourly Average	0.00	0.25	1.75	0.00	0.00	0.25	0.00	0.25	2.50	2.73	0.00	0.25
Session Total	7	11	184	0	17	5	1	9	234	234.60	0	5
Session Average	0.15	0.23	3.83	0.00	0.35	0.10	0.02	0.19	4.88	4.89	0.00	0.10

Epsom
Classified Junction Count

Site 1 of 3
A24 Dorking Road (East)
Woodcote Side
A24 Dorking Road (West)
Castle Road

Lat/Long
lat 51.324869° lon -0.279984°

Date
Tuesday 12 November 2019

Weather
Cloudy
Temp: 6°C

0700 - 1900 (Tuesday 12H Session)

	Movement 1.7: Left from A24 Dorking Road (West) to Castle Road								Original Data		OGV1	
TIME	P/CYCLE	M/CYCLE	CAR	TAXI	LGV	OGV1	OGV2	BUS/COACH	TOTAL	PCU TOTAL	Ambulances	Other
0700 - 0715	0	0	0	0	0	0	0	0	0	0.00	0	0
0715 - 0730	0	0	0	0	0	0	0	0	0	0.00	0	0
0730 - 0745	0	0	0	0	0	0	0	0	0	0.00	0	0
0745 - 0800	0	0	0	0	0	0	0	0	0	0.00	0	0
Hourly Total	0	0	0	0	0	0	0	0	0	0.00	0	0
Hourly Average	0.00	0.00	0.00	0.00	0.00	0.00	0.00	0.00	0.00	0.00	0.00	0.00
0800 - 0815	0	0	0	0	0	0	0	0	0	0.00	0	0
0815 - 0830	0	0	0	0	0	0	0	0	0	0.00	0	0
0830 - 0845	0	0	0	0	0	0	0	0	0	0.00	0	0
0845 - 0900	0	0	0	0	0	0	0	0	0	0.00	0	0
Hourly Total	0	0	0	0	0	0	0	0	0	0.00	0	0
Hourly Average	0.00	0.00	0.00	0.00	0.00	0.00	0.00	0.00	0.00	0.00	0.00	0.00
0900 - 0915	0	0	0	0	0	0	0	0	0	0.00	0	0
0915 - 0930	0	0	0	0	0	0	0	0	0	0.00	0	0
0930 - 0945	0	0	0	0	0	0	0	0	0	0.00	0	0
0945 - 1000	0	0	0	0	0	0	0	0	0	0.00	0	0
Hourly Total	0	0	0	0	0	0	0	0	0	0.00	0	0
Hourly Average	0.00	0.00	0.00	0.00	0.00	0.00	0.00	0.00	0.00	0.00	0.00	0.00
1000 - 1015	0	0	0	0	0	0	0	0	0	0.00	0	0
1015 - 1030	0	0	0	0	0	0	0	0	0	0.00	0	0
1030 - 1045	0	0	0	0	0	0	0	0	0	0.00	0	0
1045 - 1100	0	0	0	0	0	0	0	0	0	0.00	0	0
Hourly Total	0	0	0	0	0	0	0	0	0	0.00	0	0
Hourly Average	0.00	0.00	0.00	0.00	0.00	0.00	0.00	0.00	0.00	0.00	0.00	0.00
1100 - 1115	0	0	0	0	0	1	0	0	1	1.50	0	1
1115 - 1130	0	0	0	0	0	0	0	0	0	0.00	0	0
1130 - 1145	0	0	0	0	0	0	0	0	0	0.00	0	0
1145 - 1200	0	0	0	0	0	0	0	0	0	0.00	0	0
Hourly Total	0	0	0	0	0	1	0	0	1	1.50	0	1
Hourly Average	0.00	0.00	0.00	0.00	0.00	0.25	0.00	0.00	0.25	0.38	0.00	0.25
1200 - 1215	0	0	0	0	0	0	0	0	0	0.00	0	0
1215 - 1230	0	0	0	0	0	0	0	0	0	0.00	0	0
1230 - 1245	0	0	0	0	0	0	0	0	0	0.00	0	0
1245 - 1300	0	0	0	0	0	0	0	0	0	0.00	0	0
Hourly Total	0	0	0	0	0	0	0	0	0	0.00	0	0
Hourly Average	0.00	0.00	0.00	0.00	0.00	0.00	0.00	0.00	0.00	0.00	0.00	0.00
1300 - 1315	0	0	0	0	0	0	0	0	0	0.00	0	0
1315 - 1330	0	0	0	0	0	0	0	0	0	0.00	0	0
1330 - 1345	0	0	0	0	0	0	0	0	0	0.00	0	0
1345 - 1400	0	0	0	0	0	0	0	0	0	0.00	0	0
Hourly Total	0	0	0	0	0	0	0	0	0	0.00	0	0
Hourly Average	0.00	0.00	0.00	0.00	0.00	0.00	0.00	0.00	0.00	0.00	0.00	0.00
1400 - 1415	0	0	0	0	0	0	0	0	0	0.00	0	0
1415 - 1430	0	0	0	0	0	0	0	0	0	0.00	0	0
1430 - 1445	0	0	1	0	0	0	0	0	1	1.00	0	0
1445 - 1500	0	0	0	0	0	0	0	0	0	0.00	0	0
Hourly Total	0	0	1	0	0	0	0	0	1	1.00	0	0
Hourly Average	0.00	0.00	0.25	0.00	0.00	0.00	0.00	0.00	0.25	0.25	0.00	0.00
1500 - 1515	0	0	0	0	0	0	0	0	0	0.00	0	0
1515 - 1530	0	0	0	0	0	0	0	0	0	0.00	0	0
1530 - 1545	0	0	0	0	0	0	0	0	0	0.00	0	0
1545 - 1600	0	0	0	0	0	0	0	0	0	0.00	0	0
Hourly Total	0	0	0	0	0	0	0	0	0	0.00	0	0
Hourly Average	0.00	0.00	0.00	0.00	0.00	0.00	0.00	0.00	0.00	0.00	0.00	0.00
1600 - 1615	0	0	0	0	0	0	0	0	0	0.00	0	0
1615 - 1630	0	0	0	0	0	0	0	0	0	0.00	0	0
1630 - 1645	0	0	0	0	0	0	0	0	0	0.00	0	0
1645 - 1700	0	0	0	0	0	0	0	0	0	0.00	0	0
Hourly Total	0	0	0	0	0	0	0	0	0	0.00	0	0
Hourly Average	0.00	0.00	0.00	0.00	0.00	0.00	0.00	0.00	0.00	0.00	0.00	0.00
1700 - 1715	0	0	0	0	0	0	0	0	0	0.00	0	0
1715 - 1730	0	0	0	0	0	0	0	0	0	0.00	0	0
1730 - 1745	0	0	1	0	1	0	0	0	2	2.00	0	0
1745 - 1800	0	0	0	0	0	0	0	0	0	0.00	0	0
Hourly Total	0	0	1	0	1	0	0	0	2	2.00	0	0
Hourly Average	0.00	0.00	0.25	0.00	0.25	0.00	0.00	0.00	0.50	0.50	0.00	0.00
1800 - 1815	0	0	0	0	0	0	0	0	0	0.00	0	0
1815 - 1830	0	0	0	0	0	0	0	0	0	0.00	0	0
1830 - 1845	0	0	0	0	0	0	0	0	0	0.00	0	0
1845 - 1900	0	0	0	0	0	0	0	0	0	0.00	0	0
Hourly Total	0	0	0	0	0	0	0	0	0	0.00	0	0
Hourly Average	0.00	0.00	0.00	0.00	0.00	0.00	0.00	0.00	0.00	0.00	0.00	0.00
Session Total	0	0	2	0	1	1	0	0	4	4.50	0	1
Session Average	0.00	0.00	0.04	0.00	0.02	0.02	0.00	0.00	0.08	0.09	0.00	0.02

Date
Wednesday 13 November 2019

Weather
Cloudy
Temp: 8°C

0700 - 1900 (Wednesday 12H Session)

	Movement 1.7: Left from A24 Dorking Road (West) to Castle Road								Original Data		OGV1	
TIME	P/CYCLE	M/CYCLE	CAR	TAXI	LGV	OGV1	OGV2	BUS/COACH	TOTAL	PCU TOTAL	Ambulances	Other
0700 - 0715	0	0	0	0	0	0	0	0	0	0.00	0	0
0715 - 0730	0	0	0	0	0	0	0	0	0	0.00	0	0
0730 - 0745	0	0	0	0	0	0	0	0	0	0.00	0	0
0745 - 0800	0	0	0	0	0	0	0	0	0	0.00	0	0
Hourly Total	0	0	0	0	0	0	0	0	0	0.00	0	0
Hourly Average	0.00	0.00	0.00	0.00	0.00	0.00	0.00	0.00	0.00	0.00	0.00	0.00
0800 - 0815	0	0	0	0	0	0	0	0	0	0.00	0	0
0815 - 0830	0	0	0	0	0	0	0	0	0	0.00	0	0
0830 - 0845	0	0	0	0	0	0	0	0	0	0.00	0	0
0845 - 0900	0	0	0	0	0	0	0	0	0	0.00	0	0
Hourly Total	0	0	0	0	0	0	0	0	0	0.00	0	0
Hourly Average	0.00	0.00	0.00	0.00	0.00	0.00	0.00	0.00	0.00	0.00	0.00	0.00
0900 - 0915	0	0	0	0	0	0	0	0	0	0.00	0	0
0915 - 0930	0	0	0	0	0	0	0	0	0	0.00	0	0
0930 - 0945	0	0	0	0	0	0	0	0	0	0.00	0	0
0945 - 1000	0	0	0	0	1	0	0	0	1	1.00	0	0
Hourly Total	0	0	0	0	1	0	0	0	1	1.00	0	0
Hourly Average	0.00	0.00	0.00	0.00	0.25	0.00	0.00	0.00	0.25	0.25	0.00	0.00
1000 - 1015	0	0	0	0	0	0	0	0	0	0.00	0	0
1015 - 1030	0	0	0	0	0	0	0	0	0	0.00	0	0
1030 - 1045	0	0	1	0	0	0	0	0	1	1.00	0	0
1045 - 1100	0	0	0	0	0	0	0	0	0	0.00	0	0
Hourly Total	0	0	1	0	0	0	0	0	1	1.00	0	0
Hourly Average	0.00	0.00	0.25	0.00	0.00	0.00	0.00	0.00	0.25	0.25	0.00	0.00
1100 - 1115	0	0	0	0	0	0	0	0	0	0.00	0	0
1115 - 1130	0	0	0	0	0	0	0	0	0	0.00	0	0
1130 - 1145	0	0	0	0	0	0	0	0	0	0.00	0	0
1145 - 1200	0	0	0	0	0	0	0	0	0	0.00	0	0
Hourly Total	0	0	0	0	0	0	0	0	0	0.00	0	0
Hourly Average	0.00	0.00	0.00	0.00	0.00	0.00	0.00	0.00	0.00	0.00	0.00	0.00
1200 - 1215	0	0	0	0	0	0	0	0	0	0.00	0	0
1215 - 1230	0	0	0	0	0	0	0	0	0	0.00	0	0
1230 - 1245	0	0	0	0	1	0	0	0	1	1.00	0	0
1245 - 1300	0	0	0	0	0	0	0	0	0	0.00	0	0
Hourly Total	0	0	0	0	1	0	0	0	1	1.00	0	0
Hourly Average	0.00	0.00	0.00	0.00	0.25	0.00	0.00	0.00	0.25	0.25	0.00	0.00
1300 - 1315	0	0	0	0	0	0	0	0	0	0.00	0	0
1315 - 1330	0	0	0	0	0	0	0	0	0	0.00	0	0
1330 - 1345	0	0	0	0	0	0	0	0	0	0.00	0	0
1345 - 1400	0	0	0	0	0	0	0	0	0	0.00	0	0
Hourly Total	0	0	0	0	0	0	0	0	0	0.00	0	0
Hourly Average	0.00	0.00	0.00	0.00	0.00	0.00	0.00	0.00	0.00	0.00	0.00	0.00
1400 - 1415	0	0	0	0	0	0	0	0	0	0.00	0	0
1415 - 1430	0	0	0	0	0	0	0	0	0	0.00	0	0
1430 - 1445	0	0	0	0	0	0	0	0	0	0.00	0	0
1445 - 1500	0	0	0	0	0	0	0	0	0	0.00	0	0
Hourly Total	0	0	0	0	0	0	0	0	0	0.00	0	0
Hourly Average	0.00	0.00	0.00	0.00	0.00	0.00	0.00	0.00	0.00	0.00	0.00	0.00
1500 - 1515	0	0	0	0	0	0	0	0	0	0.00	0	0
1515 - 1530	0	0	0	0	0	0	0	0	0	0.00	0	0
1530 - 1545	0	0	0	0	0	0	0	0	0	0.00	0	0
1545 - 1600	0	0	0	0	0	0	0	0	0	0.00	0	0
Hourly Total	0	0	0	0	0	0	0	0	0	0.00	0	0
Hourly Average	0.00	0.00	0.00	0.00	0.00	0.00	0.00	0.00	0.00	0.00	0.00	0.00
1600 - 1615	0	0	0	0	0	0	0	0	0	0.00	0	0
1615 - 1630	0	0	0	0	0	0	0	0	0	0.00	0	0
1630 - 1645	0	0	0	0	0	0	0	0	0	0.00	0	0
1645 - 1700	0	0	0	0	0	0	0	0	0	0.00	0	0
Hourly Total	0	0	0	0	0	0	0	0	0	0.00	0	0
Hourly Average	0.00	0.00	0.00	0.00	0.00	0.00	0.00	0.00	0.00	0.00	0.00	0.00
1700 - 1715	0	0	0	0	0	0	0	0	0	0.00	0	0
1715 - 1730	0	0	0	0	0	0	0	0	0	0.00	0	0
1730 - 1745	0	0	0	0	0	0	0	0	0	0.00	0	0
1745 - 1800	0	0	0	0	0	0	0	0	0	0.00	0	0
Hourly Total	0	0	0	0	0	0	0	0	0	0.00	0	0
Hourly Average	0.00	0.00	0.00	0.00	0.00	0.00	0.00	0.00	0.00	0.00	0.00	0.00
1800 - 1815	0	0	0	0	0	0	0	0	0	0.00	0	0
1815 - 1830	0	0	0	0	0	0	0	0	0	0.00	0	0
1830 - 1845	0	0	0	0	0	0	0	0	0	0.00	0	0
1845 - 1900	0	0	0	0	0	0	0	0	0	0.00	0	0
Hourly Total	0	0	0	0	0	0	0	0	0	0.00	0	0
Hourly Average	0.00	0.00	0.00	0.00	0.00	0.00	0.00	0.00	0.00	0.00	0.00	0.00
Session Total	0	0	1	0	2	0	0	0	3	3.00	0	0
Session Average	0.00	0.00	0.02	0.00	0.04	0.00	0.00	0.00	0.06	0.06	0.00	0.00

Epsom
Classified Junction Count

Site 1 of 3
A24 Dorking Road (East)
Woodcote Side
A24 Dorking Road (West)
Castle Road

Lat/Long
lat 51.324869° lon -0.279984°

Date
Tuesday 12 November 2019

Weather
Cloudy
Temp: 6°C

0700 - 1900 (Tuesday 12H Session)

	Movement 1.8: Eastbound from A24 Dorking Road (West) to A24 Dorking Road (East)								Original Data		OGV1	
TIME	P/CYCLE	M/CYCLE	CAR	TAXI	LGV	OGV1	OGV2	BUS/COACH	TOTAL	PCU TOTAL	Ambulances	Other
0700 - 0715	3	1	140	1	26	3	2	1	177	179.10	1	2
0715 - 0730	6	1	179	0	29	5	0	1	221	219.10	0	5
0730 - 0745	4	0	175	0	28	1	1	1	210	209.60	0	1
0745 - 0800	3	3	159	0	26	3	2	2	198	199.90	0	3
Hourly Total	16	5	653	1	109	12	5	5	806	807.70	1	11
Hourly Average	4.00	1.25	163.25	0.25	27.25	3.00	1.25	1.25	201.50	201.93	0.25	2.75
0800 - 0815	1	2	142	0	12	3	0	1	161	161.50	0	3
0815 - 0830	3	2	86	0	10	2	1	2	106	106.70	2	0
0830 - 0845	1	0	85	1	10	2	0	6	105	111.20	0	2
0845 - 0900	0	3	156	0	9	5	0	3	176	179.70	0	5
Hourly Total	5	7	469	1	41	12	1	12	548	559.10	2	10
Hourly Average	1.25	1.75	117.25	0.25	10.25	3.00	0.25	3.00	137.00	139.78	0.50	2.50
0900 - 0915	0	1	129	0	12	4	0	2	148	151.40	0	4
0915 - 0930	0	1	135	0	22	6	0	1	165	168.40	1	5
0930 - 0945	1	0	140	0	26	4	1	0	172	174.50	0	4
0945 - 1000	0	0	125	1	23	5	1	0	155	158.80	1	4
Hourly Total	1	2	529	1	83	19	2	3	640	653.10	2	17
Hourly Average	0.25	0.50	132.25	0.25	20.75	4.75	0.50	0.75	160.00	163.28	0.50	4.25
1000 - 1015	0	0	125	0	18	5	1	3	152	158.80	0	5
1015 - 1030	1	5	110	0	17	2	1	0	136	134.50	0	2
1030 - 1045	1	0	139	0	21	1	0	5	167	171.70	0	1
1045 - 1100	1	0	121	0	14	3	0	2	141	143.70	0	3
Hourly Total	3	5	495	0	70	11	2	10	596	608.70	0	11
Hourly Average	0.75	1.25	123.75	0.00	17.50	2.75	0.50	2.50	149.00	152.18	0.00	2.75
1100 - 1115	2	2	88	0	15	4	2	2	115	118.80	1	3
1115 - 1130	1	3	93	0	13	3	2	0	115	116.50	0	3
1130 - 1145	1	0	107	0	15	4	1	1	129	132.50	0	4
1145 - 1200	0	1	97	0	18	4	2	1	123	128.00	0	4
Hourly Total	4	6	385	0	61	15	7	4	482	495.80	1	14
Hourly Average	1.00	1.50	96.25	0.00	15.25	3.75	1.75	1.00	120.50	123.95	0.25	3.50
1200 - 1215	0	2	123	0	20	4	1	2	152	156.10	0	4
1215 - 1230	1	0	124	0	21	4	0	0	150	151.20	0	4
1230 - 1245	1	0	125	0	19	2	0	2	149	151.20	1	1
1245 - 1300	0	0	109	0	16	1	1	1	128	130.80	1	0
Hourly Total	2	2	481	0	76	11	2	5	579	589.30	2	9
Hourly Average	0.50	0.50	120.25	0.00	19.00	2.75	0.50	1.25	144.75	147.33	0.50	2.25
1300 - 1315	1	2	106	0	17	3	1	1	131	132.80	1	2
1315 - 1330	0	2	119	0	18	5	0	0	144	145.30	1	4
1330 - 1345	0	1	126	0	16	4	2	1	150	155.00	3	1
1345 - 1400	0	1	135	0	15	3	0	1	155	156.90	0	3
Hourly Total	1	6	486	0	66	15	3	3	580	590.00	5	10
Hourly Average	0.25	1.50	121.50	0.00	16.50	3.75	0.75	0.75	145.00	147.50	1.25	2.50
1400 - 1415	1	1	114	0	13	3	0	3	135	138.10	0	3
1415 - 1430	1	0	142	0	12	4	0	0	159	160.20	2	2
1430 - 1445	1	1	103	0	17	2	1	1	126	127.90	0	2
1445 - 1500	0	1	134	0	15	2	0	2	154	156.40	0	2
Hourly Total	3	3	493	0	57	11	1	6	574	582.60	2	9
Hourly Average	0.75	0.75	123.25	0.00	14.25	2.75	0.25	1.50	143.50	145.65	0.50	2.25
1500 - 1515	0	1	106	0	18	2	0	1	128	129.40	1	1
1515 - 1530	1	2	139	0	19	2	1	4	168	172.30	1	1
1530 - 1545	0	0	116	0	18	7	0	3	144	150.50	0	7
1545 - 1600	0	1	137	0	19	5	1	2	165	170.20	0	5
Hourly Total	1	4	498	0	74	16	2	10	605	622.40	2	14
Hourly Average	0.25	1.00	124.50	0.00	18.50	4.00	0.50	2.50	151.25	155.60	0.50	3.50
1600 - 1615	1	3	133	0	16	1	0	1	155	153.90	0	1
1615 - 1630	0	4	128	1	13	3	1	2	152	154.40	0	3
1630 - 1645	1	2	110	0	12	1	1	3	130	132.80	0	1
1645 - 1700	0	1	149	1	9	0	0	5	165	169.40	0	0
Hourly Total	2	10	520	2	50	5	2	11	602	610.50	0	5
Hourly Average	0.50	2.50	130.00	0.50	12.50	1.25	0.50	2.75	150.50	152.63	0.00	1.25
1700 - 1715	0	1	149	0	8	3	0	2	163	165.90	0	3
1715 - 1730	0	2	161	0	7	0	0	2	172	172.80	0	0
1730 - 1745	1	2	147	0	5	2	0	1	158	158.00	0	2
1745 - 1800	0	0	182	0	6	0	0	3	191	194.00	0	0
Hourly Total	1	5	639	0	26	5	0	8	684	690.70	0	5
Hourly Average	0.25	1.25	159.75	0.00	6.50	1.25	0.00	2.00	171.00	172.68	0.00	1.25
1800 - 1815	1	2	161	0	7	0	0	1	172	171.00	0	0
1815 - 1830	0	2	143	1	5	3	0	2	156	158.30	0	3
1830 - 1845	1	2	144	0	7	2	0	1	157	157.00	0	2
1845 - 1900	0	1	151	0	5	0	0	1	158	158.40	0	0
Hourly Total	2	7	599	1	24	5	0	5	643	644.70	0	5
Hourly Average	0.50	1.75	149.75	0.25	6.00	1.25	0.00	1.25	160.75	161.18	0.00	1.25
Session Total	41	62	6247	6	737	137	27	82	7339	7454.60	17	120
Session Average	0.85	1.29	130.15	0.13	15.35	2.85	0.56	1.71	152.90	155.30	0.35	2.50

Date
Wednesday 13 November 2019

Weather
Cloudy
Temp: 8°C

0700 - 1900 (Wednesday 12H Session)

	Movement 1.8: Eastbound from A24 Dorking Road (West) to A24 Dorking Road (East)								Original Data		OGV1	
TIME	P/CYCLE	M/CYCLE	CAR	TAXI	LGV	OGV1	OGV2	BUS/COACH	TOTAL	PCU TOTAL	Ambulances	Other
0700 - 0715	4	2	132	1	28	3	2	2	174	175.70	1	2
0715 - 0730	3	0	193	0	27	3	1	1	228	229.40	0	3
0730 - 0745	4	3	181	0	33	2	0	1	224	221.00	1	1
0745 - 0800	1	3	156	0	37	2	0	2	201	201.40	1	1
Hourly Total	12	8	662	1	125	10	3	6	827	827.50	3	7
Hourly Average	3.00	2.00	165.50	0.25	31.25	2.50	0.75	1.50	206.75	206.88	0.75	1.75
0800 - 0815	0	2	177	0	14	0	1	2	196	198.10	0	0
0815 - 0830	2	2	120	0	17	1	0	6	148	151.70	0	1
0830 - 0845	3	1	136	0	10	2	1	3	156	158.30	0	2
0845 - 0900	1	0	148	0	14	2	0	2	167	169.20	0	2
Hourly Total	6	5	581	0	55	5	2	13	667	677.30	0	5
Hourly Average	1.50	1.25	145.25	0.00	13.75	1.25	0.50	3.25	166.75	169.33	0.00	1.25
0900 - 0915	0	1	119	0	16	4	2	2	144	150.00	0	4
0915 - 0930	0	1	126	0	21	6	1	0	155	158.70	0	6
0930 - 0945	0	1	160	0	24	4	0	2	191	194.40	2	2
0945 - 1000	0	0	135	0	15	3	0	0	153	154.50	1	2
Hourly Total	0	3	540	0	76	17	3	4	643	657.60	3	14
Hourly Average	0.00	0.75	135.00	0.00	19.00	4.25	0.75	1.00	160.75	164.40	0.75	3.50
1000 - 1015	0	0	111	0	14	7	0	3	135	141.50	0	7
1015 - 1030	0	0	118	1	20	8	3	1	151	159.90	0	8
1030 - 1045	0	0	125	0	19	3	1	2	150	154.80	0	3
1045 - 1100	0	1	119	0	19	4	0	0	143	144.40	0	4
Hourly Total	0	1	473	1	72	22	4	6	579	600.60	0	22
Hourly Average	0.00	0.25	118.25	0.25	18.00	5.50	1.00	1.50	144.75	150.15	0.00	5.50
1100 - 1115	0	1	105	0	16	5	1	2	130	135.20	1	4
1115 - 1130	0	3	119	0	23	2	2	2	151	154.80	0	2
1130 - 1145	0	1	110	0	16	3	1	2	133	137.20	0	3
1145 - 1200	1	1	111	0	18	3	0	1	135	136.10	0	3
Hourly Total	1	6	445	0	73	13	4	7	549	563.30	1	12
Hourly Average	0.25	1.50	111.25	0.00	18.25	3.25	1.00	1.75	137.25	140.83	0.25	3.00
1200 - 1215	0	1	114	0	14	2	1	3	135	139.70	0	2
1215 - 1230	0	0	114	0	12	3	2	0	131	135.10	0	3
1230 - 1245	1	1	104	0	15	2	0	1	124	124.60	0	2
1245 - 1300	0	2	111	0	24	2	0	2	141	142.80	0	2
Hourly Total	1	4	443	0	65	9	3	6	531	542.20	0	9
Hourly Average	0.25	1.00	110.75	0.00	16.25	2.25	0.75	1.50	132.75	135.55	0.00	2.25
1300 - 1315	0	1	94	0	15	2	1	1	114	116.70	0	2
1315 - 1330	1	1	127	0	17	2	1	0	149	149.90	0	2
1330 - 1345	0	0	120	0	19	3	1	1	144	147.80	0	3
1345 - 1400	0	1	107	0	13	3	1	2	127	131.20	0	3
Hourly Total	1	3	448	0	64	10	4	4	534	545.60	0	10
Hourly Average	0.25	0.75	112.00	0.00	16.00	2.50	1.00	1.00	133.50	136.40	0.00	2.50
1400 - 1415	1	2	108	0	8	4	2	2	127	131.60	0	4
1415 - 1430	0	3	128	0	14	2	1	0	148	148.50	0	2
1430 - 1445	0	2	138	0	10	0	0	0	150	148.80	0	0
1445 - 1500	0	1	119	0	16	2	0	2	140	142.40	1	1
Hourly Total	1	8	493	0	48	8	3	4	565	571.30	1	7
Hourly Average	0.25	2.00	123.25	0.00	12.00	2.00	0.75	1.00	141.25	142.83	0.25	1.75
1500 - 1515	0	0	124	0	8	6	0	1	139	143.00	0	6
1515 - 1530	0	0	138	0	12	3	0	4	157	162.50	3	0
1530 - 1545	2	1	154	1	12	3	0	2	175	176.30	1	2
1545 - 1600	1	0	135	0	13	3	0	1	153	154.70	1	2
Hourly Total	3	1	551	1	45	15	0	8	624	636.50	5	10
Hourly Average	0.75	0.25	137.75	0.25	11.25	3.75	0.00	2.00	156.00	159.13	1.25	2.50
1600 - 1615	0	1	149	1	22	2	0	1	176	177.40	1	1
1615 - 1630	1	1	135	0	16	1	0	2	156	157.10	1	0
1630 - 1645	1	1	153	0	12	0	0	3	170	171.60	0	0
1645 - 1700	1	2	176	0	17	2	0	4	202	205.00	0	2
Hourly Total	3	5	613	1	67	5	0	10	704	711.10	2	3
Hourly Average	0.75	1.25	153.25	0.25	16.75	1.25	0.00	2.50	176.00	177.78	0.50	0.75
1700 - 1715	0	3	160	0	13	2	0	2	180	181.20	0	2
1715 - 1730	1	2	177	0	10	1	0	2	193	193.50	0	1
1730 - 1745	0	4	171	0	5	1	0	1	182	181.10	0	1
1745 - 1800	1	3	172	0	6	0	0	3	185	185.40	0	0
Hourly Total	2	12	680	0	34	4	0	8	740	741.20	0	4
Hourly Average	0.50	3.00	170.00	0.00	8.50	1.00	0.00	2.00	185.00	185.30	0.00	1.00
1800 - 1815	2	1	193	0	4	3	1	1	205	206.60	2	1
1815 - 1830	0	2	178	1	5	2	0	1	189	189.80	0	2
1830 - 1845	0	3	166	0	6	1	0	1	177	176.70	0	1
1845 - 1900	0	0	155	0	5	1	2	0	163	166.10	0	1
Hourly Total	2	6	692	1	20	7	3	3	734	739.20	2	5
Hourly Average	0.50	1.50	173.00	0.25	5.00	1.75	0.75	0.75	183.50	184.80	0.50	1.25
Session Total	32	62	6621	5	744	125	29	79	7697	7813.40	17	108
Session Average	0.67	1.29	137.94	0.10	15.50	2.60	0.60	1.65	160.35	162.78	0.35	2.25

Epsom
Classified Junction Count

Site 1 of 3
A24 Dorking Road (East)
Woodcote Side
A24 Dorking Road (West)
Castle Road

Lat/Long
lat 51.324869° lon -0.279984°

Date
Tuesday 12 November 2019

Weather
Cloudy
Temp: 6°C

0700 - 1900 (Tuesday 12H Session)

	Movement 1.9: Right from A24 Dorking Road (West) to Woodcote Side								Original Data		OGV1	
TIME	P/CYCLE	M/CYCLE	CAR	TAXI	LGV	OGV1	OGV2	BUS/COACH	TOTAL	PCU TOTAL	Ambulances	Other
0700 - 0715	0	0	14	0	4	1	0	0	19	19.50	0	1
0715 - 0730	0	0	21	0	2	0	0	1	24	25.00	0	0
0730 - 0745	1	0	49	0	6	0	0	0	56	55.20	0	0
0745 - 0800	0	0	55	0	15	1	0	0	71	71.50	0	1
Hourly Total	1	0	139	0	27	2	0	1	170	171.20	0	2
Hourly Average	0.25	0.00	34.75	0.00	6.75	0.50	0.00	0.25	42.50	42.80	0.00	0.50
0800 - 0815	0	0	67	0	9	1	0	0	77	77.50	1	0
0815 - 0830	0	0	50	0	4	2	0	1	57	59.00	0	2
0830 - 0845	1	0	54	0	4	0	0	1	60	60.20	0	0
0845 - 0900	0	0	42	0	5	1	2	0	50	53.10	0	1
Hourly Total	1	0	213	0	22	4	2	2	244	249.80	1	3
Hourly Average	0.25	0.00	53.25	0.00	5.50	1.00	0.50	0.50	61.00	62.45	0.25	0.75
0900 - 0915	0	0	35	0	4	2	1	0	42	44.30	0	2
0915 - 0930	0	0	29	0	3	0	0	0	32	32.00	0	0
0930 - 0945	0	0	31	0	3	0	0	0	34	34.00	0	0
0945 - 1000	1	0	21	0	2	0	0	0	24	23.20	0	0
Hourly Total	1	0	116	0	12	2	1	0	132	133.50	0	2
Hourly Average	0.25	0.00	29.00	0.00	3.00	0.50	0.25	0.00	33.00	33.38	0.00	0.50
1000 - 1015	1	0	23	0	2	1	0	0	27	26.70	0	1
1015 - 1030	0	0	24	0	3	2	0	0	29	30.00	0	2
1030 - 1045	0	0	19	1	3	1	0	0	24	24.50	0	1
1045 - 1100	1	0	23	0	2	0	1	0	27	27.50	0	0
Hourly Total	2	0	89	1	10	4	1	0	107	108.70	0	4
Hourly Average	0.50	0.00	22.25	0.25	2.50	1.00	0.25	0.00	26.75	27.18	0.00	1.00
1100 - 1115	0	0	18	0	1	0	0	0	19	19.00	0	0
1115 - 1130	1	0	17	0	3	0	0	0	21	20.20	0	0
1130 - 1145	0	0	28	1	0	0	1	0	30	31.30	0	0
1145 - 1200	0	0	33	0	1	0	0	0	34	34.00	0	0
Hourly Total	1	0	96	1	5	0	1	0	104	104.50	0	0
Hourly Average	0.25	0.00	24.00	0.25	1.25	0.00	0.25	0.00	26.00	26.13	0.00	0.00
1200 - 1215	0	0	21	0	2	0	0	0	23	23.00	0	0
1215 - 1230	1	0	28	0	2	0	0	0	31	30.20	0	0
1230 - 1245	0	0	19	0	4	0	0	0	23	23.00	0	0
1245 - 1300	0	0	22	0	5	0	0	0	27	27.00	0	0
Hourly Total	1	0	90	0	13	0	0	0	104	103.20	0	0
Hourly Average	0.25	0.00	22.50	0.00	3.25	0.00	0.00	0.00	26.00	25.80	0.00	0.00
1300 - 1315	0	1	17	0	1	0	0	0	19	18.40	0	0
1315 - 1330	0	0	25	0	1	1	0	0	27	27.50	0	1
1330 - 1345	0	0	27	0	1	0	0	0	28	28.00	0	0
1345 - 1400	0	0	19	0	4	0	0	0	23	23.00	0	0
Hourly Total	0	1	88	0	7	1	0	0	97	96.90	0	1
Hourly Average	0.00	0.25	22.00	0.00	1.75	0.25	0.00	0.00	24.25	24.23	0.00	0.25
1400 - 1415	0	0	20	0	7	0	0	0	27	27.00	0	0
1415 - 1430	0	0	20	0	2	0	1	0	23	24.30	0	0
1430 - 1445	0	0	22	0	4	1	0	0	27	27.50	0	1
1445 - 1500	1	0	22	0	1	0	0	0	24	23.20	0	0
Hourly Total	1	0	84	0	14	1	1	0	101	102.00	0	1
Hourly Average	0.25	0.00	21.00	0.00	3.50	0.25	0.25	0.00	25.25	25.50	0.00	0.25
1500 - 1515	0	0	29	0	2	0	0	0	31	31.00	0	0
1515 - 1530	1	0	27	0	5	1	1	0	35	36.00	0	1
1530 - 1545	0	0	37	0	3	0	0	0	40	40.00	0	0
1545 - 1600	0	0	35	0	1	0	0	0	36	36.00	0	0
Hourly Total	1	0	128	0	11	1	1	0	142	143.00	0	1
Hourly Average	0.25	0.00	32.00	0.00	2.75	0.25	0.25	0.00	35.50	35.75	0.00	0.25
1600 - 1615	0	0	38	0	6	1	0	0	45	45.50	0	1
1615 - 1630	0	0	60	0	2	0	0	0	62	62.00	0	0
1630 - 1645	0	1	65	0	4	0	0	0	70	69.40	0	0
1645 - 1700	0	0	60	0	2	1	0	0	63	63.50	0	1
Hourly Total	0	1	223	0	14	2	0	0	240	240.40	0	2
Hourly Average	0.00	0.25	55.75	0.00	3.50	0.50	0.00	0.00	60.00	60.10	0.00	0.50
1700 - 1715	0	0	69	0	6	0	0	0	75	75.00	0	0
1715 - 1730	0	0	80	0	3	0	0	0	83	83.00	0	0
1730 - 1745	0	0	72	0	6	0	0	0	78	78.00	0	0
1745 - 1800	0	0	55	0	7	0	0	0	62	62.00	0	0
Hourly Total	0	0	276	0	22	0	0	0	298	298.00	0	0
Hourly Average	0.00	0.00	69.00	0.00	5.50	0.00	0.00	0.00	74.50	74.50	0.00	0.00
1800 - 1815	0	0	62	0	0	0	0	0	62	62.00	0	0
1815 - 1830	0	0	39	0	3	0	0	0	42	42.00	0	0
1830 - 1845	0	0	39	0	1	0	0	0	40	40.00	0	0
1845 - 1900	0	0	17	0	1	0	0	0	18	18.00	0	0
Hourly Total	0	0	157	0	5	0	0	0	162	162.00	0	0
Hourly Average	0.00	0.00	39.25	0.00	1.25	0.00	0.00	0.00	40.50	40.50	0.00	0.00
Session Total	9	2	1699	2	162	17	7	3	1901	1913.20	1	16
Session Average	0.19	0.04	35.40	0.04	3.38	0.35	0.15	0.06	39.60	39.86	0.02	0.33

Date
Wednesday 13 November 2019

Weather
Cloudy
Temp: 8°C

0700 - 1900 (Wednesday 12H Session)

	Movement 1.9: Right from A24 Dorking Road (West) to Woodcote Side								Original Data		OGV1	
TIME	P/CYCLE	M/CYCLE	CAR	TAXI	LGV	OGV1	OGV2	BUS/COACH	TOTAL	PCU TOTAL	Ambulances	Other
0700 - 0715	0	0	24	0	2	1	0	1	28	29.50	0	1
0715 - 0730	0	0	38	0	4	0	0	1	43	44.00	0	0
0730 - 0745	0	1	39	0	5	0	0	0	45	44.40	0	0
0745 - 0800	1	0	75	0	6	3	0	0	85	85.70	0	3
Hourly Total	1	1	176	0	17	4	0	2	201	203.60	0	4
Hourly Average	0.25	0.25	44.00	0.00	4.25	1.00	0.00	0.50	50.25	50.90	0.00	1.00
0800 - 0815	1	0	94	0	11	0	2	0	108	109.80	0	0
0815 - 0830	0	0	91	0	2	1	0	0	94	94.50	0	1
0830 - 0845	1	0	71	0	5	0	1	0	78	78.50	0	0
0845 - 0900	0	0	48	0	2	1	0	0	51	51.50	0	1
Hourly Total	2	0	304	0	20	2	3	0	331	334.30	0	2
Hourly Average	0.50	0.00	76.00	0.00	5.00	0.50	0.75	0.00	82.75	83.58	0.00	0.50
0900 - 0915	0	0	34	0	6	2	0	0	42	43.00	0	2
0915 - 0930	0	0	30	0	4	3	1	0	38	40.80	0	3
0930 - 0945	0	0	31	0	2	0	0	0	33	33.00	0	0
0945 - 1000	0	0	24	0	4	0	0	0	28	28.00	0	0
Hourly Total	0	0	119	0	16	5	1	0	141	144.80	0	5
Hourly Average	0.00	0.00	29.75	0.00	4.00	1.25	0.25	0.00	35.25	36.20	0.00	1.25
1000 - 1015	0	0	21	0	5	1	0	0	27	27.50	0	1
1015 - 1030	1	0	13	0	2	0	0	0	16	15.20	0	0
1030 - 1045	0	0	19	0	1	0	0	0	20	20.00	0	0
1045 - 1100	0	0	16	0	5	2	0	0	23	24.00	0	2
Hourly Total	1	0	69	0	13	3	0	0	86	86.70	0	3
Hourly Average	0.25	0.00	17.25	0.00	3.25	0.75	0.00	0.00	21.50	21.68	0.00	0.75
1100 - 1115	0	0	21	0	4	0	1	0	26	27.30	0	0
1115 - 1130	0	0	12	0	3	0	0	0	15	15.00	0	0
1130 - 1145	0	0	21	0	9	2	1	0	33	35.30	0	2
1145 - 1200	1	0	17	0	5	2	0	0	25	25.20	0	2
Hourly Total	1	0	71	0	21	4	2	0	99	102.80	0	4
Hourly Average	0.25	0.00	17.75	0.00	5.25	1.00	0.50	0.00	24.75	25.70	0.00	1.00
1200 - 1215	0	1	12	1	3	1	0	0	18	17.90	0	1
1215 - 1230	0	0	13	0	1	0	0	0	14	14.00	0	0
1230 - 1245	0	0	16	0	2	2	0	0	20	21.00	0	2
1245 - 1300	0	0	22	0	0	0	0	0	22	22.00	0	0
Hourly Total	0	1	63	1	6	3	0	0	74	74.90	0	3
Hourly Average	0.00	0.25	15.75	0.25	1.50	0.75	0.00	0.00	18.50	18.73	0.00	0.75
1300 - 1315	1	0	18	0	1	0	1	0	21	21.50	0	0
1315 - 1330	2	0	25	0	2	1	0	0	30	28.90	0	1
1330 - 1345	1	0	16	0	4	1	1	0	23	24.00	0	1
1345 - 1400	0	0	25	0	4	1	0	0	30	30.50	0	1
Hourly Total	4	0	84	0	11	3	2	0	104	104.90	0	3
Hourly Average	1.00	0.00	21.00	0.00	2.75	0.75	0.50	0.00	26.00	26.23	0.00	0.75
1400 - 1415	1	0	15	0	4	1	1	0	22	23.00	0	1
1415 - 1430	0	0	22	0	3	0	1	0	26	27.30	0	0
1430 - 1445	0	2	23	0	3	0	0	0	28	26.80	0	0
1445 - 1500	0	0	20	0	8	1	0	0	29	29.50	0	1
Hourly Total	1	2	80	0	18	2	2	0	105	106.60	0	2
Hourly Average	0.25	0.50	20.00	0.00	4.50	0.50	0.50	0.00	26.25	26.65	0.00	0.50
1500 - 1515	0	0	35	0	5	0	0	0	40	40.00	0	0
1515 - 1530	0	0	25	0	10	0	0	0	35	35.00	0	0
1530 - 1545	0	0	37	1	3	0	0	0	41	41.00	0	0
1545 - 1600	0	2	40	1	4	0	0	0	47	45.80	0	0
Hourly Total	0	2	137	2	22	0	0	0	163	161.80	0	0
Hourly Average	0.00	0.50	34.25	0.50	5.50	0.00	0.00	0.00	40.75	40.45	0.00	0.00
1600 - 1615	0	0	55	0	3	1	0	0	59	59.50	0	1
1615 - 1630	1	0	61	0	3	0	0	0	65	64.20	0	0
1630 - 1645	0	0	62	0	9	0	0	0	71	71.00	0	0
1645 - 1700	1	0	77	0	4	0	0	0	82	81.20	0	0
Hourly Total	2	0	255	0	19	1	0	0	277	275.90	0	1
Hourly Average	0.50	0.00	63.75	0.00	4.75	0.25	0.00	0.00	69.25	68.98	0.00	0.25
1700 - 1715	0	0	72	0	3	0	0	0	75	75.00	0	0
1715 - 1730	0	0	62	0	2	1	0	0	65	65.50	1	0
1730 - 1745	0	0	57	0	1	0	0	0	58	58.00	0	0
1745 - 1800	0	0	67	0	3	2	0	0	72	73.00	2	0
Hourly Total	0	0	258	0	9	3	0	0	270	271.50	3	0
Hourly Average	0.00	0.00	64.50	0.00	2.25	0.75	0.00	0.00	67.50	67.88	0.75	0.00
1800 - 1815	0	0	47	0	3	0	0	0	50	50.00	0	0
1815 - 1830	0	0	38	0	0	0	0	0	38	38.00	0	0
1830 - 1845	0	0	30	0	1	0	0	0	31	31.00	0	0
1845 - 1900	0	0	32	0	1	0	0	0	33	33.00	0	0
Hourly Total	0	0	147	0	5	0	0	0	152	152.00	0	0
Hourly Average	0.00	0.00	36.75	0.00	1.25	0.00	0.00	0.00	38.00	38.00	0.00	0.00
Session Total	12	6	1763	3	177	30	10	2	2003	2019.80	3	27
Session Average	0.25	0.13	36.73	0.06	3.69	0.63	0.21	0.04	41.73	42.08	0.06	0.56

Epsom
Classified Junction Count

Site 1 of 3
A24 Dorking Road (East)
Woodcote Side
A24 Dorking Road (West)
Castle Road

Lat/Long
lat 51.324869° lon -0.279984°

Date
Tuesday 12 November 2019

Weather
Cloudy
Temp: 6°C

0700 - 1900 (Tuesday 12H Session)

	Movement 1.10: Left from Castle Road to A24 Dorking Road (East)								Original Data		OGV1	
TIME	P/CYCLE	M/CYCLE	CAR	TAXI	LGV	OGV1	OGV2	BUS/COACH	TOTAL	PCU TOTAL	Ambulances	Other
0700 - 0715	0	0	2	0	0	0	0	0	2	2.00	0	0
0715 - 0730	0	0	2	0	0	0	0	0	2	2.00	0	0
0730 - 0745	0	0	0	0	1	1	0	0	2	2.50	0	1
0745 - 0800	0	0	3	0	0	0	0	0	3	3.00	0	0
Hourly Total	0	0	7	0	1	1	0	0	9	9.50	0	1
Hourly Average	0.00	0.00	1.75	0.00	0.25	0.25	0.00	0.00	2.25	2.38	0.00	0.25
0800 - 0815	0	0	4	0	0	0	0	0	4	4.00	0	0
0815 - 0830	0	0	1	0	0	0	0	0	1	1.00	0	0
0830 - 0845	0	0	1	0	0	0	0	0	1	1.00	0	0
0845 - 0900	0	0	2	0	0	0	0	0	2	2.00	0	0
Hourly Total	0	0	8	0	0	0	0	0	8	8.00	0	0
Hourly Average	0.00	0.00	2.00	0.00	0.00	0.00	0.00	0.00	2.00	2.00	0.00	0.00
0900 - 0915	0	0	1	0	0	0	0	0	1	1.00	0	0
0915 - 0930	0	0	0	0	0	0	0	0	0	0.00	0	0
0930 - 0945	0	0	0	0	0	0	0	0	0	0.00	0	0
0945 - 1000	0	0	1	0	0	0	0	0	1	1.00	0	0
Hourly Total	0	0	2	0	0	0	0	0	2	2.00	0	0
Hourly Average	0.00	0.00	0.50	0.00	0.00	0.00	0.00	0.00	0.50	0.50	0.00	0.00
1000 - 1015	0	0	1	0	0	0	0	0	1	1.00	0	0
1015 - 1030	0	0	0	0	0	0	0	0	0	0.00	0	0
1030 - 1045	0	0	2	0	0	0	0	0	2	2.00	0	0
1045 - 1100	0	0	0	0	0	0	0	0	0	0.00	0	0
Hourly Total	0	0	3	0	0	0	0	0	3	3.00	0	0
Hourly Average	0.00	0.00	0.75	0.00	0.00	0.00	0.00	0.00	0.75	0.75	0.00	0.00
1100 - 1115	0	0	0	0	0	0	0	0	0	0.00	0	0
1115 - 1130	0	0	0	0	0	0	0	0	0	0.00	0	0
1130 - 1145	0	0	0	0	0	0	0	0	0	0.00	0	0
1145 - 1200	0	0	0	0	0	0	0	0	0	0.00	0	0
Hourly Total	0	0	0	0	0	0	0	0	0	0.00	0	0
Hourly Average	0.00	0.00	0.00	0.00	0.00	0.00	0.00	0.00	0.00	0.00	0.00	0.00
1200 - 1215	0	0	0	0	0	0	0	0	0	0.00	0	0
1215 - 1230	0	0	1	0	0	0	0	0	1	1.00	0	0
1230 - 1245	0	0	0	0	0	0	0	0	0	0.00	0	0
1245 - 1300	0	0	0	0	0	0	0	0	0	0.00	0	0
Hourly Total	0	0	1	0	0	0	0	0	1	1.00	0	0
Hourly Average	0.00	0.00	0.25	0.00	0.00	0.00	0.00	0.00	0.25	0.25	0.00	0.00
1300 - 1315	0	0	0	0	0	0	0	0	0	0.00	0	0
1315 - 1330	0	0	0	0	0	0	0	0	0	0.00	0	0
1330 - 1345	0	0	1	0	0	0	0	0	1	1.00	0	0
1345 - 1400	0	0	0	0	3	0	0	0	3	3.00	0	0
Hourly Total	0	0	1	0	3	0	0	0	4	4.00	0	0
Hourly Average	0.00	0.00	0.25	0.00	0.75	0.00	0.00	0.00	1.00	1.00	0.00	0.00
1400 - 1415	0	0	0	0	0	0	0	0	0	0.00	0	0
1415 - 1430	0	0	0	0	0	0	0	0	0	0.00	0	0
1430 - 1445	0	0	0	0	0	0	0	0	0	0.00	0	0
1445 - 1500	0	0	1	0	0	0	0	0	1	1.00	0	0
Hourly Total	0	0	1	0	0	0	0	0	1	1.00	0	0
Hourly Average	0.00	0.00	0.25	0.00	0.00	0.00	0.00	0.00	0.25	0.25	0.00	0.00
1500 - 1515	0	0	1	0	0	0	0	0	1	1.00	0	0
1515 - 1530	0	0	1	0	0	0	0	0	1	1.00	0	0
1530 - 1545	0	0	0	0	0	0	0	0	0	0.00	0	0
1545 - 1600	0	0	0	0	0	0	0	0	0	0.00	0	0
Hourly Total	0	0	2	0	0	0	0	0	2	2.00	0	0
Hourly Average	0.00	0.00	0.50	0.00	0.00	0.00	0.00	0.00	0.50	0.50	0.00	0.00
1600 - 1615	0	0	0	0	0	0	0	0	0	0.00	0	0
1615 - 1630	0	0	0	0	0	0	0	0	0	0.00	0	0
1630 - 1645	0	0	1	0	0	0	0	0	1	1.00	0	0
1645 - 1700	0	0	1	0	0	0	0	0	1	1.00	0	0
Hourly Total	0	0	2	0	0	0	0	0	2	2.00	0	0
Hourly Average	0.00	0.00	0.50	0.00	0.00	0.00	0.00	0.00	0.50	0.50	0.00	0.00
1700 - 1715	0	0	0	0	0	0	0	0	0	0.00	0	0
1715 - 1730	0	0	1	0	1	0	0	0	2	2.00	0	0
1730 - 1745	0	0	0	0	0	0	0	0	0	0.00	0	0
1745 - 1800	0	0	0	0	0	0	0	0	0	0.00	0	0
Hourly Total	0	0	1	0	1	0	0	0	2	2.00	0	0
Hourly Average	0.00	0.00	0.25	0.00	0.25	0.00	0.00	0.00	0.50	0.50	0.00	0.00
1800 - 1815	0	0	0	0	0	0	0	0	0	0.00	0	0
1815 - 1830	0	0	1	0	0	0	0	0	1	1.00	0	0
1830 - 1845	0	0	0	0	0	0	0	0	0	0.00	0	0
1845 - 1900	0	0	0	0	0	0	0	0	0	0.00	0	0
Hourly Total	0	0	1	0	0	0	0	0	1	1.00	0	0
Hourly Average	0.00	0.00	0.25	0.00	0.00	0.00	0.00	0.00	0.25	0.25	0.00	0.00
Session Total	0	0	29	0	5	1	0	0	35	35.50	0	1
Session Average	0.00	0.00	0.60	0.00	0.10	0.02	0.00	0.00	0.73	0.74	0.00	0.02

Date
Wednesday 13 November 2019

Weather
Cloudy
Temp: 8°C

0700 - 1900 (Wednesday 12H Session)

	Movement 1.10: Left from Castle Road to A24 Dorking Road (East)								Original Data		OGV1	
TIME	P/CYCLE	M/CYCLE	CAR	TAXI	LGV	OGV1	OGV2	BUS/COACH	TOTAL	PCU TOTAL	Ambulances	Other
0700 - 0715	0	0	0	0	0	0	0	0	0	0.00	0	0
0715 - 0730	0	0	1	0	1	0	0	0	2	2.00	0	0
0730 - 0745	0	0	0	0	0	0	0	0	0	0.00	0	0
0745 - 0800	0	0	1	0	0	0	0	0	1	1.00	0	0
Hourly Total	0	0	2	0	1	0	0	0	3	3.00	0	0
Hourly Average	0.00	0.00	0.50	0.00	0.25	0.00	0.00	0.00	0.75	0.75	0.00	0.00
0800 - 0815	0	0	1	0	0	0	0	0	1	1.00	0	0
0815 - 0830	0	0	2	0	0	0	0	0	2	2.00	0	0
0830 - 0845	1	0	0	0	0	0	0	0	1	0.20	0	0
0845 - 0900	0	0	0	0	0	0	0	0	0	0.00	0	0
Hourly Total	1	0	3	0	0	0	0	0	4	3.20	0	0
Hourly Average	0.25	0.00	0.75	0.00	0.00	0.00	0.00	0.00	1.00	0.80	0.00	0.00
0900 - 0915	0	0	0	0	0	0	0	0	0	0.00	0	0
0915 - 0930	0	0	1	0	0	0	0	0	1	1.00	0	0
0930 - 0945	0	0	1	0	0	0	0	0	1	1.00	0	0
0945 - 1000	0	0	1	0	0	0	0	0	1	1.00	0	0
Hourly Total	0	0	3	0	0	0	0	0	3	3.00	0	0
Hourly Average	0.00	0.00	0.75	0.00	0.00	0.00	0.00	0.00	0.75	0.75	0.00	0.00
1000 - 1015	0	0	0	0	0	0	0	0	0	0.00	0	0
1015 - 1030	0	0	0	0	0	0	0	0	0	0.00	0	0
1030 - 1045	0	0	0	0	1	0	0	0	1	1.00	0	0
1045 - 1100	0	0	1	0	0	0	0	0	1	1.00	0	0
Hourly Total	0	0	1	0	1	0	0	0	2	2.00	0	0
Hourly Average	0.00	0.00	0.25	0.00	0.25	0.00	0.00	0.00	0.50	0.50	0.00	0.00
1100 - 1115	0	0	1	0	0	0	0	0	1	1.00	0	0
1115 - 1130	0	1	0	0	0	0	0	0	1	0.40	0	0
1130 - 1145	0	0	1	0	0	0	0	0	1	1.00	0	0
1145 - 1200	0	0	0	0	0	0	0	0	0	0.00	0	0
Hourly Total	0	1	2	0	0	0	0	0	3	2.40	0	0
Hourly Average	0.00	0.25	0.50	0.00	0.00	0.00	0.00	0.00	0.75	0.60	0.00	0.00
1200 - 1215	0	0	1	0	1	0	0	0	2	2.00	0	0
1215 - 1230	0	0	1	0	0	0	0	0	1	1.00	0	0
1230 - 1245	0	0	0	0	0	0	0	0	0	0.00	0	0
1245 - 1300	0	0	0	0	0	0	0	0	0	0.00	0	0
Hourly Total	0	0	2	0	1	0	0	0	3	3.00	0	0
Hourly Average	0.00	0.00	0.50	0.00	0.25	0.00	0.00	0.00	0.75	0.75	0.00	0.00
1300 - 1315	0	0	1	0	0	0	0	0	1	1.00	0	0
1315 - 1330	0	0	0	0	0	0	0	0	0	0.00	0	0
1330 - 1345	0	0	1	0	0	0	0	0	1	1.00	0	0
1345 - 1400	0	0	0	0	0	0	0	0	0	0.00	0	0
Hourly Total	0	0	2	0	0	0	0	0	2	2.00	0	0
Hourly Average	0.00	0.00	0.50	0.00	0.00	0.00	0.00	0.00	0.50	0.50	0.00	0.00
1400 - 1415	0	1	0	0	0	0	0	0	1	0.40	0	0
1415 - 1430	0	0	1	0	0	0	0	0	1	1.00	0	0
1430 - 1445	0	0	1	0	0	0	0	0	1	1.00	0	0
1445 - 1500	0	0	2	0	0	0	0	0	2	2.00	0	0
Hourly Total	0	1	4	0	0	0	0	0	5	4.40	0	0
Hourly Average	0.00	0.25	1.00	0.00	0.00	0.00	0.00	0.00	1.25	1.10	0.00	0.00
1500 - 1515	0	0	0	0	0	0	0	0	0	0.00	0	0
1515 - 1530	0	0	2	0	0	0	0	0	2	2.00	0	0
1530 - 1545	0	0	0	0	1	0	0	0	1	1.00	0	0
1545 - 1600	0	0	2	0	1	0	0	0	3	3.00	0	0
Hourly Total	0	0	4	0	2	0	0	0	6	6.00	0	0
Hourly Average	0.00	0.00	1.00	0.00	0.50	0.00	0.00	0.00	1.50	1.50	0.00	0.00
1600 - 1615	0	0	0	0	0	0	0	0	0	0.00	0	0
1615 - 1630	0	0	0	0	0	0	0	0	0	0.00	0	0
1630 - 1645	0	0	1	0	0	0	0	0	1	1.00	0	0
1645 - 1700	0	0	0	0	0	0	0	0	0	0.00	0	0
Hourly Total	0	0	1	0	0	0	0	0	1	1.00	0	0
Hourly Average	0.00	0.00	0.25	0.00	0.00	0.00	0.00	0.00	0.25	0.25	0.00	0.00
1700 - 1715	0	0	1	0	0	0	0	0	1	1.00	0	0
1715 - 1730	0	0	1	0	0	0	0	0	1	1.00	0	0
1730 - 1745	0	0	1	0	0	0	0	0	1	1.00	0	0
1745 - 1800	0	0	0	0	0	0	0	0	0	0.00	0	0
Hourly Total	0	0	3	0	0	0	0	0	3	3.00	0	0
Hourly Average	0.00	0.00	0.75	0.00	0.00	0.00	0.00	0.00	0.75	0.75	0.00	0.00
1800 - 1815	0	0	0	0	0	0	0	0	0	0.00	0	0
1815 - 1830	0	0	0	0	0	0	0	0	0	0.00	0	0
1830 - 1845	0	0	0	0	0	0	0	0	0	0.00	0	0
1845 - 1900	0	0	0	0	0	0	0	0	0	0.00	0	0
Hourly Total	0	0	0	0	0	0	0	0	0	0.00	0	0
Hourly Average	0.00	0.00	0.00	0.00	0.00	0.00	0.00	0.00	0.00	0.00	0.00	0.00
Session Total	1	2	27	0	5	0	0	0	35	33.00	0	0
Session Average	0.02	0.04	0.56	0.00	0.10	0.00	0.00	0.00	0.73	0.69	0.00	0.00

Epsom
Classified Junction Count

Site 1 of 3
A24 Dorking Road (East)
Woodcote Side
A24 Dorking Road (West)
Castle Road

Lat/Long
lat 51.324869° lon -0.279984°

Date
Tuesday 12 November 2019

Weather
Cloudy
Temp: 6°C

0700 - 1900 (Tuesday 12H Session)

	Movement 1.11: Southbound from Castle Road to Woodcote Side								Original Data		OGV1	
TIME	P/CYCLE	M/CYCLE	CAR	TAXI	LGV	OGV1	OGV2	BUS/COACH	TOTAL	PCU TOTAL	Ambulances	Other
0700 - 0715	0	0	0	0	0	0	0	0	0	0.00	0	0
0715 - 0730	0	0	0	0	0	0	0	0	0	0.00	0	0
0730 - 0745	0	0	0	0	0	0	0	0	0	0.00	0	0
0745 - 0800	0	0	0	0	0	0	0	0	0	0.00	0	0
Hourly Total	0	0	0	0	0	0	0	0	0	0.00	0	0
Hourly Average	0.00	0.00	0.00	0.00	0.00	0.00	0.00	0.00	0.00	0.00	0.00	0.00
0800 - 0815	0	0	1	0	0	0	0	0	1	1.00	0	0
0815 - 0830	0	0	0	0	0	0	0	0	0	0.00	0	0
0830 - 0845	0	0	2	0	0	0	0	0	2	2.00	0	0
0845 - 0900	0	0	1	0	0	0	0	0	1	1.00	0	0
Hourly Total	0	0	4	0	0	0	0	0	4	4.00	0	0
Hourly Average	0.00	0.00	1.00	0.00	0.00	0.00	0.00	0.00	1.00	1.00	0.00	0.00
0900 - 0915	0	0	0	0	0	0	0	0	0	0.00	0	0
0915 - 0930	0	0	0	0	0	0	0	0	0	0.00	0	0
0930 - 0945	0	0	0	0	0	0	0	0	0	0.00	0	0
0945 - 1000	0	0	0	0	0	0	0	0	0	0.00	0	0
Hourly Total	0	0	0	0	0	0	0	0	0	0.00	0	0
Hourly Average	0.00	0.00	0.00	0.00	0.00	0.00	0.00	0.00	0.00	0.00	0.00	0.00
1000 - 1015	0	0	0	0	0	0	0	0	0	0.00	0	0
1015 - 1030	0	0	1	0	0	0	0	0	1	1.00	0	0
1030 - 1045	0	0	1	0	0	0	0	0	1	1.00	0	0
1045 - 1100	0	0	0	0	0	0	0	0	0	0.00	0	0
Hourly Total	0	0	2	0	0	0	0	0	2	2.00	0	0
Hourly Average	0.00	0.00	0.50	0.00	0.00	0.00	0.00	0.00	0.50	0.50	0.00	0.00
1100 - 1115	0	0	0	0	0	0	0	0	0	0.00	0	0
1115 - 1130	0	0	0	0	0	0	0	0	0	0.00	0	0
1130 - 1145	0	0	0	0	0	0	0	0	0	0.00	0	0
1145 - 1200	0	0	0	0	0	0	0	0	0	0.00	0	0
Hourly Total	0	0	0	0	0	0	0	0	0	0.00	0	0
Hourly Average	0.00	0.00	0.00	0.00	0.00	0.00	0.00	0.00	0.00	0.00	0.00	0.00
1200 - 1215	0	0	0	0	0	0	0	0	0	0.00	0	0
1215 - 1230	0	0	0	0	0	0	0	0	0	0.00	0	0
1230 - 1245	0	0	0	0	0	0	0	0	0	0.00	0	0
1245 - 1300	0	0	0	0	0	0	0	0	0	0.00	0	0
Hourly Total	0	0	0	0	0	0	0	0	0	0.00	0	0
Hourly Average	0.00	0.00	0.00	0.00	0.00	0.00	0.00	0.00	0.00	0.00	0.00	0.00
1300 - 1315	0	0	0	0	0	0	0	0	0	0.00	0	0
1315 - 1330	0	0	0	0	0	0	0	0	0	0.00	0	0
1330 - 1345	0	0	0	0	0	0	0	0	0	0.00	0	0
1345 - 1400	0	0	0	0	0	0	0	0	0	0.00	0	0
Hourly Total	0	0	0	0	0	0	0	0	0	0.00	0	0
Hourly Average	0.00	0.00	0.00	0.00	0.00	0.00	0.00	0.00	0.00	0.00	0.00	0.00
1400 - 1415	0	0	0	0	0	0	0	0	0	0.00	0	0
1415 - 1430	0	0	0	0	1	0	0	0	1	1.00	0	0
1430 - 1445	0	0	0	0	0	0	0	0	0	0.00	0	0
1445 - 1500	0	0	0	0	0	0	0	0	0	0.00	0	0
Hourly Total	0	0	0	0	1	0	0	0	1	1.00	0	0
Hourly Average	0.00	0.00	0.00	0.00	0.25	0.00	0.00	0.00	0.25	0.25	0.00	0.00
1500 - 1515	0	0	1	0	0	0	0	0	1	1.00	0	0
1515 - 1530	0	0	0	0	0	0	0	0	0	0.00	0	0
1530 - 1545	0	0	0	0	0	0	0	0	0	0.00	0	0
1545 - 1600	0	0	0	0	0	0	0	0	0	0.00	0	0
Hourly Total	0	0	1	0	0	0	0	0	1	1.00	0	0
Hourly Average	0.00	0.00	0.25	0.00	0.00	0.00	0.00	0.00	0.25	0.25	0.00	0.00
1600 - 1615	0	0	1	0	0	0	0	0	1	1.00	0	0
1615 - 1630	0	0	0	0	0	0	0	0	0	0.00	0	0
1630 - 1645	0	0	0	0	0	0	0	0	0	0.00	0	0
1645 - 1700	0	0	0	0	0	0	0	0	0	0.00	0	0
Hourly Total	0	0	1	0	0	0	0	0	1	1.00	0	0
Hourly Average	0.00	0.00	0.25	0.00	0.00	0.00	0.00	0.00	0.25	0.25	0.00	0.00
1700 - 1715	0	0	0	0	0	0	0	0	0	0.00	0	0
1715 - 1730	0	0	1	0	0	0	0	0	1	1.00	0	0
1730 - 1745	0	0	0	0	0	0	0	0	0	0.00	0	0
1745 - 1800	0	0	0	0	0	0	0	0	0	0.00	0	0
Hourly Total	0	0	1	0	0	0	0	0	1	1.00	0	0
Hourly Average	0.00	0.00	0.25	0.00	0.00	0.00	0.00	0.00	0.25	0.25	0.00	0.00
1800 - 1815	0	0	0	0	0	0	0	0	0	0.00	0	0
1815 - 1830	0	0	0	0	0	0	0	0	0	0.00	0	0
1830 - 1845	0	0	0	0	0	0	0	0	0	0.00	0	0
1845 - 1900	0	0	0	0	0	0	0	0	0	0.00	0	0
Hourly Total	0	0	0	0	0	0	0	0	0	0.00	0	0
Hourly Average	0.00	0.00	0.00	0.00	0.00	0.00	0.00	0.00	0.00	0.00	0.00	0.00
Session Total	0	0	9	0	1	0	0	0	10	10.00	0	0
Session Average	0.00	0.00	0.19	0.00	0.02	0.00	0.00	0.00	0.21	0.21	0.00	0.00

Date
Wednesday 13 November 2019

Weather
Cloudy
Temp: 8°C

0700 - 1900 (Wednesday 12H Session)

	Movement 1.11: Southbound from Castle Road to Woodcote Side								Original Data		OGV1	
TIME	P/CYCLE	M/CYCLE	CAR	TAXI	LGV	OGV1	OGV2	BUS/COACH	TOTAL	PCU TOTAL	Ambulances	Other
0700 - 0715	0	0	0	0	0	0	0	0	0	0.00	0	0
0715 - 0730	0	0	0	0	0	0	0	0	0	0.00	0	0
0730 - 0745	0	0	0	0	0	0	0	0	0	0.00	0	0
0745 - 0800	0	0	0	0	0	0	0	0	0	0.00	0	0
Hourly Total	0	0	0	0	0	0	0	0	0	0.00	0	0
Hourly Average	0.00	0.00	0.00	0.00	0.00	0.00	0.00	0.00	0.00	0.00	0.00	0.00
0800 - 0815	0	0	0	0	0	0	0	0	0	0.00	0	0
0815 - 0830	0	0	0	0	0	0	0	0	0	0.00	0	0
0830 - 0845	0	0	1	0	0	0	0	0	1	1.00	0	0
0845 - 0900	0	0	0	0	0	0	0	0	0	0.00	0	0
Hourly Total	0	0	1	0	0	0	0	0	1	1.00	0	0
Hourly Average	0.00	0.00	0.25	0.00	0.00	0.00	0.00	0.00	0.25	0.25	0.00	0.00
0900 - 0915	0	0	0	0	0	0	0	0	0	0.00	0	0
0915 - 0930	0	0	0	0	0	0	0	0	0	0.00	0	0
0930 - 0945	0	0	0	0	0	0	0	0	0	0.00	0	0
0945 - 1000	0	0	0	0	0	0	0	0	0	0.00	0	0
Hourly Total	0	0	0	0	0	0	0	0	0	0.00	0	0
Hourly Average	0.00	0.00	0.00	0.00	0.00	0.00	0.00	0.00	0.00	0.00	0.00	0.00
1000 - 1015	0	0	0	0	0	0	0	0	0	0.00	0	0
1015 - 1030	0	0	0	0	0	0	0	0	0	0.00	0	0
1030 - 1045	0	0	0	0	0	0	0	0	0	0.00	0	0
1045 - 1100	0	0	0	0	0	0	0	0	0	0.00	0	0
Hourly Total	0	0	0	0	0	0	0	0	0	0.00	0	0
Hourly Average	0.00	0.00	0.00	0.00	0.00	0.00	0.00	0.00	0.00	0.00	0.00	0.00
1100 - 1115	0	0	0	0	0	0	0	0	0	0.00	0	0
1115 - 1130	0	0	0	0	0	0	0	0	0	0.00	0	0
1130 - 1145	0	0	0	0	0	0	0	0	0	0.00	0	0
1145 - 1200	0	0	0	0	0	0	0	0	0	0.00	0	0
Hourly Total	0	0	0	0	0	0	0	0	0	0.00	0	0
Hourly Average	0.00	0.00	0.00	0.00	0.00	0.00	0.00	0.00	0.00	0.00	0.00	0.00
1200 - 1215	0	0	0	0	0	0	0	0	0	0.00	0	0
1215 - 1230	0	0	0	0	0	0	0	0	0	0.00	0	0
1230 - 1245	0	0	0	0	0	0	0	0	0	0.00	0	0
1245 - 1300	0	0	0	0	0	0	0	0	0	0.00	0	0
Hourly Total	0	0	0	0	0	0	0	0	0	0.00	0	0
Hourly Average	0.00	0.00	0.00	0.00	0.00	0.00	0.00	0.00	0.00	0.00	0.00	0.00
1300 - 1315	0	0	0	0	0	0	0	0	0	0.00	0	0
1315 - 1330	0	0	0	0	0	0	0	0	0	0.00	0	0
1330 - 1345	1	0	0	0	0	0	0	0	1	0.20	0	0
1345 - 1400	0	0	0	0	0	0	0	0	0	0.00	0	0
Hourly Total	1	0	0	0	0	0	0	0	1	0.20	0	0
Hourly Average	0.25	0.00	0.00	0.00	0.00	0.00	0.00	0.00	0.25	0.05	0.00	0.00
1400 - 1415	0	0	0	0	0	0	0	0	0	0.00	0	0
1415 - 1430	0	0	0	0	0	0	0	0	0	0.00	0	0
1430 - 1445	0	0	0	0	0	0	0	0	0	0.00	0	0
1445 - 1500	0	0	0	0	0	0	0	0	0	0.00	0	0
Hourly Total	0	0	0	0	0	0	0	0	0	0.00	0	0
Hourly Average	0.00	0.00	0.00	0.00	0.00	0.00	0.00	0.00	0.00	0.00	0.00	0.00
1500 - 1515	0	0	1	0	0	0	0	0	1	1.00	0	0
1515 - 1530	0	0	0	0	0	0	0	0	0	0.00	0	0
1530 - 1545	0	0	0	0	0	0	0	0	0	0.00	0	0
1545 - 1600	0	0	0	0	0	0	0	0	0	0.00	0	0
Hourly Total	0	0	1	0	0	0	0	0	1	1.00	0	0
Hourly Average	0.00	0.00	0.25	0.00	0.00	0.00	0.00	0.00	0.25	0.25	0.00	0.00
1600 - 1615	0	0	0	0	0	0	0	0	0	0.00	0	0
1615 - 1630	0	0	0	0	0	0	0	0	0	0.00	0	0
1630 - 1645	0	0	0	0	0	0	0	0	0	0.00	0	0
1645 - 1700	0	0	0	0	0	0	0	0	0	0.00	0	0
Hourly Total	0	0	0	0	0	0	0	0	0	0.00	0	0
Hourly Average	0.00	0.00	0.00	0.00	0.00	0.00	0.00	0.00	0.00	0.00	0.00	0.00
1700 - 1715	0	0	0	0	0	0	0	0	0	0.00	0	0
1715 - 1730	0	0	1	0	0	0	0	0	1	1.00	0	0
1730 - 1745	0	0	0	0	0	0	0	0	0	0.00	0	0
1745 - 1800	0	0	0	0	0	0	0	0	0	0.00	0	0
Hourly Total	0	0	1	0	0	0	0	0	1	1.00	0	0
Hourly Average	0.00	0.00	0.25	0.00	0.00	0.00	0.00	0.00	0.25	0.25	0.00	0.00
1800 - 1815	0	0	0	0	0	0	0	0	0	0.00	0	0
1815 - 1830	0	0	0	0	0	0	0	0	0	0.00	0	0
1830 - 1845	0	0	0	0	0	0	0	0	0	0.00	0	0
1845 - 1900	0	0	0	0	0	0	0	0	0	0.00	0	0
Hourly Total	0	0	0	0	0	0	0	0	0	0.00	0	0
Hourly Average	0.00	0.00	0.00	0.00	0.00	0.00	0.00	0.00	0.00	0.00	0.00	0.00
Session Total	1	0	3	0	0	0	0	0	4	3.20	0	0
Session Average	0.02	0.00	0.06	0.00	0.00	0.00	0.00	0.00	0.08	0.07	0.00	0.00

Epsom
Classified Junction Count

Site 1 of 3
A24 Dorking Road (East)
Woodcote Side
A24 Dorking Road (West)
Castle Road

Lat/Long
lat 51.324869° lon -0.279984°

Date
Tuesday 12 November 2019

Weather
Cloudy
Temp: 6°C

0700 - 1900 (Tuesday 12H Session)

	Movement 1.12: Right from Castle Road to A24 Dorking Road (West)								Original Data		OGV1	
TIME	P/CYCLE	M/CYCLE	CAR	TAXI	LGV	OGV1	OGV2	BUS/COACH	TOTAL	PCU TOTAL	Ambulances	Other
0700 - 0715	0	0	0	0	0	0	0	0	0	0.00	0	0
0715 - 0730	0	0	0	0	0	0	0	0	0	0.00	0	0
0730 - 0745	0	0	0	0	0	1	0	0	1	1.50	0	1
0745 - 0800	0	0	0	0	0	0	0	0	0	0.00	0	0
Hourly Total	0	0	0	0	0	1	0	0	1	1.50	0	1
Hourly Average	0.00	0.00	0.00	0.00	0.00	0.25	0.00	0.00	0.25	0.38	0.00	0.25
0800 - 0815	0	0	0	0	0	0	0	0	0	0.00	0	0
0815 - 0830	0	0	2	0	0	0	0	0	2	2.00	0	0
0830 - 0845	0	0	0	0	0	0	0	0	0	0.00	0	0
0845 - 0900	0	0	1	0	0	0	0	0	1	1.00	0	0
Hourly Total	0	0	3	0	0	0	0	0	3	3.00	0	0
Hourly Average	0.00	0.00	0.75	0.00	0.00	0.00	0.00	0.00	0.75	0.75	0.00	0.00
0900 - 0915	0	0	0	0	0	0	0	0	0	0.00	0	0
0915 - 0930	0	0	0	0	0	0	0	0	0	0.00	0	0
0930 - 0945	0	0	0	0	0	0	0	0	0	0.00	0	0
0945 - 1000	0	0	0	0	0	0	0	0	0	0.00	0	0
Hourly Total	0	0	0	0	0	0	0	0	0	0.00	0	0
Hourly Average	0.00	0.00	0.00	0.00	0.00	0.00	0.00	0.00	0.00	0.00	0.00	0.00
1000 - 1015	0	0	1	0	0	0	0	0	1	1.00	0	0
1015 - 1030	0	0	0	0	0	0	0	0	0	0.00	0	0
1030 - 1045	0	0	0	0	1	0	0	0	1	1.00	0	0
1045 - 1100	0	0	0	0	0	0	0	0	0	0.00	0	0
Hourly Total	0	0	1	0	1	0	0	0	2	2.00	0	0
Hourly Average	0.00	0.00	0.25	0.00	0.25	0.00	0.00	0.00	0.50	0.50	0.00	0.00
1100 - 1115	0	0	0	0	0	0	0	0	0	0.00	0	0
1115 - 1130	0	0	0	0	0	0	0	0	0	0.00	0	0
1130 - 1145	0	0	0	0	0	0	0	0	0	0.00	0	0
1145 - 1200	0	0	0	0	0	0	0	0	0	0.00	0	0
Hourly Total	0	0	0	0	0	0	0	0	0	0.00	0	0
Hourly Average	0.00	0.00	0.00	0.00	0.00	0.00	0.00	0.00	0.00	0.00	0.00	0.00
1200 - 1215	0	0	0	0	0	0	0	0	0	0.00	0	0
1215 - 1230	0	0	0	0	0	0	0	0	0	0.00	0	0
1230 - 1245	0	0	0	0	0	0	0	0	0	0.00	0	0
1245 - 1300	0	0	0	0	0	0	0	0	0	0.00	0	0
Hourly Total	0	0	0	0	0	0	0	0	0	0.00	0	0
Hourly Average	0.00	0.00	0.00	0.00	0.00	0.00	0.00	0.00	0.00	0.00	0.00	0.00
1300 - 1315	0	0	0	0	0	0	0	0	0	0.00	0	0
1315 - 1330	0	0	0	0	0	0	0	0	0	0.00	0	0
1330 - 1345	0	0	0	0	0	0	0	0	0	0.00	0	0
1345 - 1400	0	0	0	0	0	0	0	0	0	0.00	0	0
Hourly Total	0	0	0	0	0	0	0	0	0	0.00	0	0
Hourly Average	0.00	0.00	0.00	0.00	0.00	0.00	0.00	0.00	0.00	0.00	0.00	0.00
1400 - 1415	0	0	0	0	0	0	0	0	0	0.00	0	0
1415 - 1430	0	0	1	0	0	0	0	0	1	1.00	0	0
1430 - 1445	0	0	1	0	0	0	0	0	1	1.00	0	0
1445 - 1500	0	0	1	0	0	0	0	0	1	1.00	0	0
Hourly Total	0	0	3	0	0	0	0	0	3	3.00	0	0
Hourly Average	0.00	0.00	0.75	0.00	0.00	0.00	0.00	0.00	0.75	0.75	0.00	0.00
1500 - 1515	0	0	1	0	0	0	0	0	1	1.00	0	0
1515 - 1530	0	0	0	0	0	0	0	0	0	0.00	0	0
1530 - 1545	0	0	1	0	0	0	0	0	1	1.00	0	0
1545 - 1600	0	0	0	0	0	0	0	0	0	0.00	0	0
Hourly Total	0	0	2	0	0	0	0	0	2	2.00	0	0
Hourly Average	0.00	0.00	0.50	0.00	0.00	0.00	0.00	0.00	0.50	0.50	0.00	0.00
1600 - 1615	0	0	0	0	0	0	0	0	0	0.00	0	0
1615 - 1630	0	0	0	0	0	0	0	0	0	0.00	0	0
1630 - 1645	0	0	0	0	0	0	0	0	0	0.00	0	0
1645 - 1700	0	0	0	0	0	0	0	0	0	0.00	0	0
Hourly Total	0	0	0	0	0	0	0	0	0	0.00	0	0
Hourly Average	0.00	0.00	0.00	0.00	0.00	0.00	0.00	0.00	0.00	0.00	0.00	0.00
1700 - 1715	0	0	1	0	0	0	0	0	1	1.00	0	0
1715 - 1730	0	0	0	0	0	0	0	0	0	0.00	0	0
1730 - 1745	0	0	2	0	0	0	0	0	2	2.00	0	0
1745 - 1800	0	0	0	0	0	0	0	0	0	0.00	0	0
Hourly Total	0	0	3	0	0	0	0	0	3	3.00	0	0
Hourly Average	0.00	0.00	0.75	0.00	0.00	0.00	0.00	0.00	0.75	0.75	0.00	0.00
1800 - 1815	0	0	0	0	0	0	0	0	0	0.00	0	0
1815 - 1830	0	0	0	0	0	0	0	0	0	0.00	0	0
1830 - 1845	0	0	0	0	0	0	0	0	0	0.00	0	0
1845 - 1900	0	0	1	0	0	0	0	0	1	1.00	0	0
Hourly Total	0	0	1	0	0	0	0	0	1	1.00	0	0
Hourly Average	0.00	0.00	0.25	0.00	0.00	0.00	0.00	0.00	0.25	0.25	0.00	0.00
Session Total	0	0	13	0	1	1	0	0	15	15.50	0	1
Session Average	0.00	0.00	0.27	0.00	0.02	0.02	0.00	0.00	0.31	0.32	0.00	0.02

Date
Wednesday 13 November 2019

Weather
Cloudy
Temp: 8°C

0700 - 1900 (Wednesday 12H Session)

	Movement 1.12: Right from Castle Road to A24 Dorking Road (West)								Original Data		OGV1	
TIME	P/CYCLE	M/CYCLE	CAR	TAXI	LGV	OGV1	OGV2	BUS/COACH	TOTAL	PCU TOTAL	Ambulances	Other
0700 - 0715	0	0	0	0	0	0	0	0	0	0.00	0	0
0715 - 0730	0	0	0	0	0	0	0	0	0	0.00	0	0
0730 - 0745	0	0	0	0	0	0	0	0	0	0.00	0	0
0745 - 0800	0	0	0	0	0	0	0	0	0	0.00	0	0
Hourly Total	0	0	0	0	0	0	0	0	0	0.00	0	0
Hourly Average	0.00	0.00	0.00	0.00	0.00	0.00	0.00	0.00	0.00	0.00	0.00	0.00
0800 - 0815	0	0	0	0	0	0	0	0	0	0.00	0	0
0815 - 0830	0	0	1	0	0	0	0	0	1	1.00	0	0
0830 - 0845	0	0	0	0	0	0	0	0	0	0.00	0	0
0845 - 0900	0	0	0	0	0	0	0	0	0	0.00	0	0
Hourly Total	0	0	1	0	0	0	0	0	1	1.00	0	0
Hourly Average	0.00	0.00	0.25	0.00	0.00	0.00	0.00	0.00	0.25	0.25	0.00	0.00
0900 - 0915	0	0	0	0	0	0	0	0	0	0.00	0	0
0915 - 0930	0	0	0	0	0	0	0	0	0	0.00	0	0
0930 - 0945	0	0	0	0	0	0	0	0	0	0.00	0	0
0945 - 1000	0	0	0	0	0	0	0	0	0	0.00	0	0
Hourly Total	0	0	0	0	0	0	0	0	0	0.00	0	0
Hourly Average	0.00	0.00	0.00	0.00	0.00	0.00	0.00	0.00	0.00	0.00	0.00	0.00
1000 - 1015	0	0	0	0	0	0	0	0	0	0.00	0	0
1015 - 1030	0	0	1	0	0	0	0	0	1	1.00	0	0
1030 - 1045	0	0	0	0	0	0	0	0	0	0.00	0	0
1045 - 1100	0	0	0	0	0	0	0	0	0	0.00	0	0
Hourly Total	0	0	1	0	0	0	0	0	1	1.00	0	0
Hourly Average	0.00	0.00	0.25	0.00	0.00	0.00	0.00	0.00	0.25	0.25	0.00	0.00
1100 - 1115	0	0	1	0	0	0	0	0	1	1.00	0	0
1115 - 1130	0	0	0	0	0	0	0	0	0	0.00	0	0
1130 - 1145	0	0	0	0	1	0	0	0	1	1.00	0	0
1145 - 1200	0	0	0	0	0	0	0	0	0	0.00	0	0
Hourly Total	0	0	1	0	1	0	0	0	2	2.00	0	0
Hourly Average	0.00	0.00	0.25	0.00	0.25	0.00	0.00	0.00	0.50	0.50	0.00	0.00
1200 - 1215	0	0	0	0	0	0	0	0	0	0.00	0	0
1215 - 1230	0	0	0	0	0	0	0	0	0	0.00	0	0
1230 - 1245	0	0	0	0	0	0	0	0	0	0.00	0	0
1245 - 1300	0	0	0	0	0	0	0	0	0	0.00	0	0
Hourly Total	0	0	0	0	0	0	0	0	0	0.00	0	0
Hourly Average	0.00	0.00	0.00	0.00	0.00	0.00	0.00	0.00	0.00	0.00	0.00	0.00
1300 - 1315	0	0	0	0	0	0	0	0	0	0.00	0	0
1315 - 1330	0	0	1	0	0	0	0	0	1	1.00	0	0
1330 - 1345	0	0	0	0	0	0	0	0	0	0.00	0	0
1345 - 1400	0	0	0	0	0	0	0	0	0	0.00	0	0
Hourly Total	0	0	1	0	0	0	0	0	1	1.00	0	0
Hourly Average	0.00	0.00	0.25	0.00	0.00	0.00	0.00	0.00	0.25	0.25	0.00	0.00
1400 - 1415	0	0	0	0	0	0	0	0	0	0.00	0	0
1415 - 1430	0	0	0	0	0	0	0	0	0	0.00	0	0
1430 - 1445	0	0	0	0	0	0	0	0	0	0.00	0	0
1445 - 1500	0	0	0	0	0	0	0	0	0	0.00	0	0
Hourly Total	0	0	0	0	0	0	0	0	0	0.00	0	0
Hourly Average	0.00	0.00	0.00	0.00	0.00	0.00	0.00	0.00	0.00	0.00	0.00	0.00
1500 - 1515	0	0	3	0	0	0	0	0	3	3.00	0	0
1515 - 1530	0	0	2	0	0	0	0	0	2	2.00	0	0
1530 - 1545	0	0	0	0	0	0	0	0	0	0.00	0	0
1545 - 1600	0	0	0	0	0	0	0	0	0	0.00	0	0
Hourly Total	0	0	5	0	0	0	0	0	5	5.00	0	0
Hourly Average	0.00	0.00	1.25	0.00	0.00	0.00	0.00	0.00	1.25	1.25	0.00	0.00
1600 - 1615	0	0	2	0	0	0	0	0	2	2.00	0	0
1615 - 1630	0	0	0	0	0	0	0	0	0	0.00	0	0
1630 - 1645	0	0	0	0	0	0	0	0	0	0.00	0	0
1645 - 1700	0	0	0	0	0	0	0	0	0	0.00	0	0
Hourly Total	0	0	2	0	0	0	0	0	2	2.00	0	0
Hourly Average	0.00	0.00	0.50	0.00	0.00	0.00	0.00	0.00	0.50	0.50	0.00	0.00
1700 - 1715	0	0	0	0	0	0	0	0	0	0.00	0	0
1715 - 1730	0	0	0	0	0	0	0	0	0	0.00	0	0
1730 - 1745	0	0	0	0	0	0	0	0	0	0.00	0	0
1745 - 1800	0	0	1	0	0	0	0	0	1	1.00	0	0
Hourly Total	0	0	1	0	0	0	0	0	1	1.00	0	0
Hourly Average	0.00	0.00	0.25	0.00	0.00	0.00	0.00	0.00	0.25	0.25	0.00	0.00
1800 - 1815	0	0	0	0	0	0	0	0	0	0.00	0	0
1815 - 1830	0	0	0	0	0	0	0	0	0	0.00	0	0
1830 - 1845	0	0	0	0	0	0	0	0	0	0.00	0	0
1845 - 1900	0	0	0	0	0	0	0	0	0	0.00	0	0
Hourly Total	0	0	0	0	0	0	0	0	0	0.00	0	0
Hourly Average	0.00	0.00	0.00	0.00	0.00	0.00	0.00	0.00	0.00	0.00	0.00	0.00
Session Total	0	0	12	0	1	0	0	0	13	13.00	0	0
Session Average	0.00	0.00	0.25	0.00	0.02	0.00	0.00	0.00	0.27	0.27	0.00	0.00

Epsom
Classified Junction Count

Site 2 of 3
A24 South Street
Woodcote Road
A24 Dorking Road

Lat/Long
lat 51.328668° lon -0.270543°

Date
Tuesday 12 November 2019

Weather
Cloudy
Temp: 6°C

0700 - 1900 (Tuesday 12H Session)

	Movement 2.1: Left from A24 South Street to Woodcote Road								Original Data		OGV1	
TIME	P/CYCLE	M/CYCLE	CAR	TAXI	LGV	OGV1	OGV2	BUS/COACH	TOTAL	PCU TOTAL	Ambulances	Other
0700 - 0715	1	0	14	0	1	0	0	1	17	17.20	0	0
0715 - 0730	1	0	18	0	1	0	0	1	21	21.20	0	0
0730 - 0745	1	0	17	0	6	1	0	1	26	26.70	0	1
0745 - 0800	0	0	18	0	6	0	0	1	25	26.00	0	0
Hourly Total	3	0	67	0	14	1	0	4	89	91.10	0	1
Hourly Average	0.75	0.00	16.75	0.00	3.50	0.25	0.00	1.00	22.25	22.78	0.00	0.25
0800 - 0815	0	1	21	0	0	1	0	2	25	26.90	0	1
0815 - 0830	0	0	18	0	2	1	0	0	21	21.50	0	1
0830 - 0845	0	0	22	0	2	0	0	0	24	24.00	0	0
0845 - 0900	0	1	14	0	2	1	0	0	18	17.90	0	1
Hourly Total	0	2	75	0	6	3	0	2	88	90.30	0	3
Hourly Average	0.00	0.50	18.75	0.00	1.50	0.75	0.00	0.50	22.00	22.58	0.00	0.75
0900 - 0915	0	0	29	0	2	0	0	0	31	31.00	0	0
0915 - 0930	0	0	28	0	2	0	0	1	31	32.00	0	0
0930 - 0945	0	0	25	0	2	0	0	0	27	27.00	0	0
0945 - 1000	0	0	25	0	4	0	0	0	29	29.00	0	0
Hourly Total	0	0	107	0	10	0	0	1	118	119.00	0	0
Hourly Average	0.00	0.00	26.75	0.00	2.50	0.00	0.00	0.25	29.50	29.75	0.00	0.00
1000 - 1015	0	0	25	0	2	0	0	0	27	27.00	0	0
1015 - 1030	0	0	28	0	5	0	0	0	33	33.00	0	0
1030 - 1045	0	0	25	0	1	0	0	1	27	28.00	0	0
1045 - 1100	0	0	33	0	4	0	0	0	37	37.00	0	0
Hourly Total	0	0	111	0	12	0	0	1	124	125.00	0	0
Hourly Average	0.00	0.00	27.75	0.00	3.00	0.00	0.00	0.25	31.00	31.25	0.00	0.00
1100 - 1115	1	0	28	0	3	0	0	0	32	31.20	0	0
1115 - 1130	0	0	21	0	3	0	0	1	25	26.00	0	0
1130 - 1145	0	0	31	0	2	0	0	0	33	33.00	0	0
1145 - 1200	0	0	29	0	3	0	0	1	33	34.00	0	0
Hourly Total	1	0	109	0	11	0	0	2	123	124.20	0	0
Hourly Average	0.25	0.00	27.25	0.00	2.75	0.00	0.00	0.50	30.75	31.05	0.00	0.00
1200 - 1215	0	0	38	0	4	0	0	0	42	42.00	0	0
1215 - 1230	0	0	38	0	1	0	0	0	39	39.00	0	0
1230 - 1245	0	0	39	0	5	0	0	1	45	46.00	0	0
1245 - 1300	0	0	47	0	0	1	0	0	48	48.50	0	1
Hourly Total	0	0	162	0	10	1	0	1	174	175.50	0	1
Hourly Average	0.00	0.00	40.50	0.00	2.50	0.25	0.00	0.25	43.50	43.88	0.00	0.25
1300 - 1315	0	0	27	0	3	0	2	0	32	34.60	0	0
1315 - 1330	0	0	24	0	1	0	0	0	25	25.00	0	0
1330 - 1345	0	0	39	0	3	0	0	1	43	44.00	0	0
1345 - 1400	0	0	32	0	2	1	0	0	35	35.50	0	1
Hourly Total	0	0	122	0	9	1	2	1	135	139.10	0	1
Hourly Average	0.00	0.00	30.50	0.00	2.25	0.25	0.50	0.25	33.75	34.78	0.00	0.25
1400 - 1415	0	0	29	0	1	1	0	1	32	33.50	0	1
1415 - 1430	0	1	32	0	2	0	0	0	35	34.40	0	0
1430 - 1445	0	0	46	0	2	1	0	1	50	51.50	0	1
1445 - 1500	0	0	39	0	2	0	0	1	42	43.00	0	0
Hourly Total	0	1	146	0	7	2	0	3	159	162.40	0	2
Hourly Average	0.00	0.25	36.50	0.00	1.75	0.50	0.00	0.75	39.75	40.60	0.00	0.50
1500 - 1515	0	0	40	0	3	0	0	1	44	45.00	0	0
1515 - 1530	0	0	41	0	3	0	0	1	45	46.00	0	0
1530 - 1545	0	0	34	0	3	1	0	0	38	38.50	0	1
1545 - 1600	0	0	54	0	3	0	0	0	57	57.00	0	0
Hourly Total	0	0	169	0	12	1	0	2	184	186.50	0	1
Hourly Average	0.00	0.00	42.25	0.00	3.00	0.25	0.00	0.50	46.00	46.63	0.00	0.25
1600 - 1615	0	0	40	0	2	1	0	1	44	45.50	0	1
1615 - 1630	0	1	49	0	4	0	0	1	55	55.40	0	0
1630 - 1645	0	0	48	0	1	0	0	1	50	51.00	0	0
1645 - 1700	0	0	38	0	2	0	0	0	40	40.00	0	0
Hourly Total	0	1	175	0	9	1	0	3	189	191.90	0	1
Hourly Average	0.00	0.25	43.75	0.00	2.25	0.25	0.00	0.75	47.25	47.98	0.00	0.25
1700 - 1715	0	0	53	1	0	0	0	0	54	54.00	0	0
1715 - 1730	0	0	53	0	1	0	0	0	54	54.00	0	0
1730 - 1745	0	0	51	0	1	0	0	0	52	52.00	0	0
1745 - 1800	1	0	35	0	1	0	0	0	37	36.20	0	0
Hourly Total	1	0	192	1	3	0	0	0	197	196.20	0	0
Hourly Average	0.25	0.00	48.00	0.25	0.75	0.00	0.00	0.00	49.25	49.05	0.00	0.00
1800 - 1815	0	0	38	1	0	0	1	1	41	43.30	0	0
1815 - 1830	0	0	28	0	0	0	0	0	28	28.00	0	0
1830 - 1845	0	0	28	0	0	0	0	0	28	28.00	0	0
1845 - 1900	0	0	32	0	0	0	0	0	32	32.00	0	0
Hourly Total	0	0	126	1	0	0	1	1	129	131.30	0	0
Hourly Average	0.00	0.00	31.50	0.25	0.00	0.00	0.25	0.25	32.25	32.83	0.00	0.00
Session Total	5	4	1561	2	103	10	3	21	1709	1732.50	0	10
Session Average	0.10	0.08	32.52	0.04	2.15	0.21	0.06	0.44	35.60	36.09	0.00	0.21

Date
Wednesday 13 November 2019

Weather
Cloudy
Temp: 8°C

0700 - 1900 (Wednesday 12H Session)

	Movement 2.1: Left from A24 South Street to Woodcote Road								Original Data		OGV1	
TIME	P/CYCLE	M/CYCLE	CAR	TAXI	LGV	OGV1	OGV2	BUS/COACH	TOTAL	PCU TOTAL	Ambulances	Other
0700 - 0715	0	0	17	0	0	0	0	0	17	17.00	0	0
0715 - 0730	0	0	9	0	0	0	0	0	9	9.00	0	0
0730 - 0745	0	0	24	0	0	0	0	0	24	24.00	0	0
0745 - 0800	0	0	25	0	0	0	0	0	25	25.00	0	0
Hourly Total	0	0	75	0	0	0	0	0	75	75.00	0	0
Hourly Average	0.00	0.00	18.75	0.00	0.00	0.00	0.00	0.00	18.75	18.75	0.00	0.00
0800 - 0815	0	0	23	0	0	1	0	1	25	26.50	0	1
0815 - 0830	0	1	18	0	1	2	0	1	23	24.40	0	2
0830 - 0845	0	0	26	0	4	0	0	0	30	30.00	0	0
0845 - 0900	0	0	20	0	2	0	1	0	23	24.30	0	0
Hourly Total	0	1	87	0	7	3	1	2	101	105.20	0	3
Hourly Average	0.00	0.25	21.75	0.00	1.75	0.75	0.25	0.50	25.25	26.30	0.00	0.75
0900 - 0915	0	0	20	0	2	1	0	0	23	23.50	0	1
0915 - 0930	0	0	16	0	3	0	0	0	19	19.00	0	0
0930 - 0945	0	0	22	0	5	0	0	1	28	29.00	0	0
0945 - 1000	0	0	25	0	1	0	0	0	26	26.00	0	0
Hourly Total	0	0	83	0	11	1	0	1	96	97.50	0	1
Hourly Average	0.00	0.00	20.75	0.00	2.75	0.25	0.00	0.25	24.00	24.38	0.00	0.25
1000 - 1015	1	0	25	0	7	0	0	0	33	32.20	0	0
1015 - 1030	0	0	15	0	2	2	1	0	20	22.30	0	2
1030 - 1045	0	0	23	0	1	1	0	0	25	25.50	0	1
1045 - 1100	0	0	27	0	2	1	0	0	30	30.50	0	1
Hourly Total	1	0	90	0	12	4	1	0	108	110.50	0	4
Hourly Average	0.25	0.00	22.50	0.00	3.00	1.00	0.25	0.00	27.00	27.63	0.00	1.00
1100 - 1115	0	0	18	0	4	2	0	0	24	25.00	0	2
1115 - 1130	0	0	24	0	4	0	0	1	29	30.00	0	0
1130 - 1145	0	1	38	1	5	0	0	0	45	44.40	0	0
1145 - 1200	0	0	26	0	4	1	0	1	32	33.50	0	1
Hourly Total	0	1	106	1	17	3	0	2	130	132.90	0	3
Hourly Average	0.00	0.25	26.50	0.25	4.25	0.75	0.00	0.50	32.50	33.23	0.00	0.75
1200 - 1215	0	0	32	0	1	0	0	0	33	33.00	0	0
1215 - 1230	0	0	30	0	3	0	1	0	34	35.30	0	0
1230 - 1245	0	0	35	0	4	1	0	1	41	42.50	0	1
1245 - 1300	0	0	46	1	4	1	0	0	52	52.50	0	1
Hourly Total	0	0	143	1	12	2	1	1	160	163.30	0	2
Hourly Average	0.00	0.00	35.75	0.25	3.00	0.50	0.25	0.25	40.00	40.83	0.00	0.50
1300 - 1315	0	0	39	0	2	0	0	1	42	43.00	0	0
1315 - 1330	0	0	36	0	2	0	0	0	38	38.00	0	0
1330 - 1345	0	1	30	0	3	0	0	1	35	35.40	0	0
1345 - 1400	0	0	39	0	3	0	0	0	42	42.00	0	0
Hourly Total	0	1	144	0	10	0	0	2	157	158.40	0	0
Hourly Average	0.00	0.25	36.00	0.00	2.50	0.00	0.00	0.50	39.25	39.60	0.00	0.00
1400 - 1415	0	0	30	0	4	0	0	1	35	36.00	0	0
1415 - 1430	0	0	33	0	1	0	0	0	34	34.00	0	0
1430 - 1445	0	0	40	0	3	1	0	1	45	46.50	0	1
1445 - 1500	0	1	40	0	4	0	0	1	46	46.40	0	0
Hourly Total	0	1	143	0	12	1	0	3	160	162.90	0	1
Hourly Average	0.00	0.25	35.75	0.00	3.00	0.25	0.00	0.75	40.00	40.73	0.00	0.25
1500 - 1515	1	0	35	0	2	0	0	1	39	39.20	0	0
1515 - 1530	1	1	37	0	1	1	0	1	42	42.10	0	1
1530 - 1545	0	0	27	0	6	1	0	0	34	34.50	0	1
1545 - 1600	1	0	35	0	1	0	0	0	37	36.20	0	0
Hourly Total	3	1	134	0	10	2	0	2	152	152.00	0	2
Hourly Average	0.75	0.25	33.50	0.00	2.50	0.50	0.00	0.50	38.00	38.00	0.00	0.50
1600 - 1615	0	1	38	0	2	0	2	0	43	45.00	0	0
1615 - 1630	0	0	46	0	1	0	0	1	48	49.00	0	0
1630 - 1645	0	0	41	0	0	0	0	1	42	43.00	0	0
1645 - 1700	0	0	40	0	3	0	0	1	44	45.00	0	0
Hourly Total	0	1	165	0	6	0	2	3	177	182.00	0	0
Hourly Average	0.00	0.25	41.25	0.00	1.50	0.00	0.50	0.75	44.25	45.50	0.00	0.00
1700 - 1715	0	0	58	1	0	0	0	0	59	59.00	0	0
1715 - 1730	0	0	48	0	2	0	0	0	50	50.00	0	0
1730 - 1745	0	0	37	0	1	0	0	0	38	38.00	0	0
1745 - 1800	0	0	40	0	0	0	0	0	40	40.00	0	0
Hourly Total	0	0	183	1	3	0	0	0	187	187.00	0	0
Hourly Average	0.00	0.00	45.75	0.25	0.75	0.00	0.00	0.00	46.75	46.75	0.00	0.00
1800 - 1815	2	0	31	0	1	0	0	0	34	32.40	0	0
1815 - 1830	2	0	27	0	3	0	0	0	32	30.40	0	0
1830 - 1845	1	2	22	0	1	0	0	0	26	24.00	0	0
1845 - 1900	3	0	27	0	0	0	0	1	31	29.60	0	0
Hourly Total	8	2	107	0	5	0	0	1	123	116.40	0	0
Hourly Average	2.00	0.50	26.75	0.00	1.25	0.00	0.00	0.25	30.75	29.10	0.00	0.00
Session Total	12	8	1460	3	105	16	5	17	1626	1643.10	0	16
Session Average	0.25	0.17	30.42	0.06	2.19	0.33	0.10	0.35	33.88	34.23	0.00	0.33

Epsom
Classified Junction Count

Site 2 of 3
A24 South Street
Woodcote Road
A24 Dorking Road

Lat/Long
lat 51.328668° lon -0.270543°

Date
Tuesday 12 November 2019

Weather
Cloudy
Temp: 6°C

0700 - 1900 (Tuesday 12H Session)

	Movement 2.2: Westbound from A24 South Street to A24 Dorking Road								Original Data		OGV1	
TIME	P/CYCLE	M/CYCLE	CAR	TAXI	LGV	OGV1	OGV2	BUS/COACH	TOTAL	PCU TOTAL	Ambulances	Other
0700 - 0715	3	0	98	0	11	2	2	3	119	123.20	0	2
0715 - 0730	5	0	163	0	23	2	0	4	197	198.00	0	2
0730 - 0745	1	1	208	1	33	0	1	3	248	250.90	0	0
0745 - 0800	1	1	162	0	21	2	0	6	193	198.60	0	2
Hourly Total	10	2	631	1	88	6	3	16	757	770.70	0	6
Hourly Average	2.50	0.50	157.75	0.25	22.00	1.50	0.75	4.00	189.25	192.68	0.00	1.50
0800 - 0815	4	3	164	0	16	1	1	5	194	195.80	0	1
0815 - 0830	5	0	165	0	12	3	0	7	192	196.50	0	3
0830 - 0845	1	0	123	0	13	1	0	0	138	137.70	0	1
0845 - 0900	1	2	132	0	11	0	0	4	150	152.00	0	0
Hourly Total	11	5	584	0	52	5	1	16	674	682.00	0	5
Hourly Average	2.75	1.25	146.00	0.00	13.00	1.25	0.25	4.00	168.50	170.50	0.00	1.25
0900 - 0915	0	0	122	0	18	1	0	3	144	147.50	0	1
0915 - 0930	1	2	103	0	13	2	3	4	128	134.90	0	2
0930 - 0945	0	2	110	0	19	1	2	5	139	145.90	0	1
0945 - 1000	1	1	120	0	23	1	0	2	148	149.10	0	1
Hourly Total	2	5	455	0	73	5	5	14	559	577.40	0	5
Hourly Average	0.50	1.25	113.75	0.00	18.25	1.25	1.25	3.50	139.75	144.35	0.00	1.25
1000 - 1015	2	1	77	0	22	2	1	2	107	109.10	0	2
1015 - 1030	0	2	90	0	14	0	0	2	108	108.80	0	0
1030 - 1045	2	2	96	1	20	6	0	2	129	131.20	0	6
1045 - 1100	0	1	78	0	16	6	1	1	103	107.70	0	6
Hourly Total	4	6	341	1	72	14	2	7	447	456.80	0	14
Hourly Average	1.00	1.50	85.25	0.25	18.00	3.50	0.50	1.75	111.75	114.20	0.00	3.50
1100 - 1115	2	0	88	0	18	4	2	3	117	123.00	0	4
1115 - 1130	0	1	99	0	25	4	1	3	133	138.70	0	4
1130 - 1145	0	1	108	0	24	2	2	2	139	144.00	0	2
1145 - 1200	1	2	118	0	14	4	1	2	142	145.30	0	4
Hourly Total	3	4	413	0	81	14	6	10	531	551.00	0	14
Hourly Average	0.75	1.00	103.25	0.00	20.25	3.50	1.50	2.50	132.75	137.75	0.00	3.50
1200 - 1215	0	2	100	0	11	4	1	1	119	122.10	0	4
1215 - 1230	1	1	96	1	14	1	0	3	117	119.10	0	1
1230 - 1245	0	1	98	0	23	3	0	2	127	129.90	0	3
1245 - 1300	2	1	104	0	12	3	1	4	127	131.60	0	3
Hourly Total	3	5	398	1	60	11	2	10	490	502.70	0	11
Hourly Average	0.75	1.25	99.50	0.25	15.00	2.75	0.50	2.50	122.50	125.68	0.00	2.75
1300 - 1315	0	2	117	0	14	4	0	1	138	139.80	0	4
1315 - 1330	1	0	121	0	22	3	1	3	151	156.00	0	3
1330 - 1345	0	1	145	0	14	2	1	3	166	170.70	0	2
1345 - 1400	1	0	105	0	13	2	1	2	124	127.50	0	2
Hourly Total	2	3	488	0	63	11	3	9	579	594.00	0	11
Hourly Average	0.50	0.75	122.00	0.00	15.75	2.75	0.75	2.25	144.75	148.50	0.00	2.75
1400 - 1415	0	3	114	0	20	2	0	2	141	142.20	2	0
1415 - 1430	0	1	124	0	13	3	1	2	144	148.20	0	3
1430 - 1445	1	2	103	0	16	0	1	2	125	126.30	0	0
1445 - 1500	0	3	131	1	11	0	1	2	149	150.50	0	0
Hourly Total	1	9	472	1	60	5	3	8	559	567.20	2	3
Hourly Average	0.25	2.25	118.00	0.25	15.00	1.25	0.75	2.00	139.75	141.80	0.50	0.75
1500 - 1515	1	0	134	0	17	1	0	5	158	162.70	0	1
1515 - 1530	1	0	121	0	13	2	0	2	139	141.20	2	0
1530 - 1545	0	1	141	0	19	0	1	3	165	168.70	0	0
1545 - 1600	0	1	132	0	19	1	0	3	156	158.90	0	1
Hourly Total	2	2	528	0	68	4	1	13	618	631.50	2	2
Hourly Average	0.50	0.50	132.00	0.00	17.00	1.00	0.25	3.25	154.50	157.88	0.50	0.50
1600 - 1615	1	1	158	0	17	5	0	3	185	189.10	0	5
1615 - 1630	1	4	139	0	18	1	0	2	165	164.30	0	1
1630 - 1645	0	2	136	0	11	0	1	2	152	154.10	0	0
1645 - 1700	2	1	151	0	15	1	0	2	172	172.30	1	0
Hourly Total	4	8	584	0	61	7	1	9	674	679.80	1	6
Hourly Average	1.00	2.00	146.00	0.00	15.25	1.75	0.25	2.25	168.50	169.95	0.25	1.50
1700 - 1715	1	1	159	0	11	2	1	3	178	181.90	0	2
1715 - 1730	3	3	162	0	6	3	0	3	180	180.30	0	3
1730 - 1745	5	6	143	0	9	1	0	4	168	164.90	0	1
1745 - 1800	1	1	154	0	11	3	0	2	172	174.10	3	0
Hourly Total	10	11	618	0	37	9	1	12	698	701.20	3	6
Hourly Average	2.50	2.75	154.50	0.00	9.25	2.25	0.25	3.00	174.50	175.30	0.75	1.50
1800 - 1815	3	3	156	1	6	0	0	2	171	168.80	0	0
1815 - 1830	3	6	121	0	11	1	0	3	145	142.50	1	0
1830 - 1845	0	2	109	0	8	2	0	3	124	126.80	0	2
1845 - 1900	5	2	119	0	3	0	0	3	132	129.80	0	0
Hourly Total	11	13	505	1	28	3	0	11	572	567.90	1	2
Hourly Average	2.75	3.25	126.25	0.25	7.00	0.75	0.00	2.75	143.00	141.98	0.25	0.50
Session Total	63	73	6017	5	743	94	28	135	7158	7282.20	9	85
Session Average	1.31	1.52	125.35	0.10	15.48	1.96	0.58	2.81	149.13	151.71	0.19	1.77

Date
Wednesday 13 November 2019

Weather
Cloudy
Temp: 8°C

0700 - 1900 (Wednesday 12H Session)

	Movement 2.2: Westbound from A24 South Street to A24 Dorking Road								Original Data		OGV1	
TIME	P/CYCLE	M/CYCLE	CAR	TAXI	LGV	OGV1	OGV2	BUS/COACH	TOTAL	PCU TOTAL	Ambulances	Other
0700 - 0715	1	2	125	0	12	2	1	3	146	149.30	1	1
0715 - 0730	0	1	151	0	16	2	1	4	175	180.70	1	1
0730 - 0745	2	2	196	1	29	2	2	3	237	240.80	0	2
0745 - 0800	0	2	167	0	22	5	0	6	202	209.30	0	5
Hourly Total	3	7	639	1	79	11	4	16	760	780.10	2	9
Hourly Average	0.75	1.75	159.75	0.25	19.75	2.75	1.00	4.00	190.00	195.03	0.50	2.25
0800 - 0815	3	0	166	0	17	2	1	6	195	200.90	0	2
0815 - 0830	4	1	177	0	18	0	0	4	204	204.20	0	0
0830 - 0845	1	1	134	0	27	4	0	1	168	169.60	0	4
0845 - 0900	1	0	112	0	20	3	2	4	142	149.30	1	2
Hourly Total	9	2	589	0	82	9	3	15	709	724.00	1	8
Hourly Average	2.25	0.50	147.25	0.00	20.50	2.25	0.75	3.75	177.25	181.00	0.25	2.00
0900 - 0915	0	1	104	0	11	2	0	3	121	124.40	1	1
0915 - 0930	2	0	127	0	19	2	1	6	157	163.70	0	2
0930 - 0945	0	3	135	0	8	0	1	3	150	152.50	0	0
0945 - 1000	3	0	82	0	8	3	0	2	98	99.10	0	3
Hourly Total	5	4	448	0	46	7	2	14	526	539.70	1	6
Hourly Average	1.25	1.00	112.00	0.00	11.50	1.75	0.50	3.50	131.50	134.93	0.25	1.50
1000 - 1015	2	1	90	0	21	4	1	3	122	126.10	0	4
1015 - 1030	1	1	89	0	11	3	3	3	111	118.00	0	3
1030 - 1045	0	1	83	0	10	4	0	1	99	101.40	2	2
1045 - 1100	0	1	83	0	10	3	3	2	102	108.80	1	2
Hourly Total	3	4	345	0	52	14	7	9	434	454.30	3	11
Hourly Average	0.75	1.00	86.25	0.00	13.00	3.50	1.75	2.25	108.50	113.58	0.75	2.75
1100 - 1115	0	0	103	1	20	2	0	3	129	133.00	0	2
1115 - 1130	1	1	91	0	16	2	1	5	117	122.90	0	2
1130 - 1145	0	2	95	0	19	3	0	1	120	121.30	0	3
1145 - 1200	0	1	96	0	16	1	0	1	115	115.90	0	1
Hourly Total	1	4	385	1	71	8	1	10	481	493.10	0	8
Hourly Average	0.25	1.00	96.25	0.25	17.75	2.00	0.25	2.50	120.25	123.28	0.00	2.00
1200 - 1215	0	0	106	0	16	1	2	2	127	132.10	0	1
1215 - 1230	0	0	112	0	14	7	1	2	136	142.80	1	6
1230 - 1245	2	2	98	0	18	4	0	2	126	127.20	0	4
1245 - 1300	1	4	122	0	19	2	0	4	152	153.80	1	1
Hourly Total	3	6	438	0	67	14	3	10	541	555.90	2	12
Hourly Average	0.75	1.50	109.50	0.00	16.75	3.50	0.75	2.50	135.25	138.98	0.50	3.00
1300 - 1315	0	0	116	0	10	3	0	1	130	132.50	1	2
1315 - 1330	2	0	118	1	22	2	1	3	149	152.70	2	0
1330 - 1345	0	0	92	0	13	2	1	2	110	114.30	1	1
1345 - 1400	0	0	129	0	17	4	0	2	152	156.00	0	4
Hourly Total	2	0	455	1	62	11	2	8	541	555.50	4	7
Hourly Average	0.50	0.00	113.75	0.25	15.50	2.75	0.50	2.00	135.25	138.88	1.00	1.75
1400 - 1415	0	4	114	0	12	1	0	3	134	135.10	0	1
1415 - 1430	2	1	113	0	15	1	0	2	134	134.30	1	0
1430 - 1445	0	2	113	0	9	3	1	2	130	133.60	1	2
1445 - 1500	0	2	131	2	16	2	0	1	154	154.80	0	2
Hourly Total	2	9	471	2	52	7	1	8	552	557.80	2	5
Hourly Average	0.50	2.25	117.75	0.50	13.00	1.75	0.25	2.00	138.00	139.45	0.50	1.25
1500 - 1515	2	1	136	0	10	7	0	4	160	165.30	0	7
1515 - 1530	0	2	142	0	12	4	0	5	165	170.80	2	2
1530 - 1545	0	2	122	0	15	0	0	3	142	143.80	0	0
1545 - 1600	1	2	137	0	14	2	0	2	158	159.00	0	2
Hourly Total	3	7	537	0	51	13	0	14	625	638.90	2	11
Hourly Average	0.75	1.75	134.25	0.00	12.75	3.25	0.00	3.50	156.25	159.73	0.50	2.75
1600 - 1615	0	0	133	0	13	2	0	4	152	157.00	0	2
1615 - 1630	0	3	136	0	14	2	0	2	157	158.20	0	2
1630 - 1645	2	2	150	0	14	1	0	2	171	170.70	0	1
1645 - 1700	2	2	153	0	15	1	0	2	175	174.70	0	1
Hourly Total	4	7	572	0	56	6	0	10	655	660.60	0	6
Hourly Average	1.00	1.75	143.00	0.00	14.00	1.50	0.00	2.50	163.75	165.15	0.00	1.50
1700 - 1715	2	0	139	0	11	0	0	3	155	156.40	0	0
1715 - 1730	3	2	135	0	12	2	0	4	158	159.40	0	2
1730 - 1745	1	5	155	0	11	2	0	4	178	179.20	1	1
1745 - 1800	4	2	155	0	13	1	1	2	178	177.40	1	0
Hourly Total	10	9	584	0	47	5	1	13	669	672.40	2	3
Hourly Average	2.50	2.25	146.00	0.00	11.75	1.25	0.25	3.25	167.25	168.10	0.50	0.75
1800 - 1815	3	1	153	0	6	1	0	4	168	169.50	0	1
1815 - 1830	1	5	139	0	10	2	2	3	162	164.80	2	0
1830 - 1845	4	2	121	0	5	0	0	3	135	133.60	0	0
1845 - 1900	3	0	148	1	8	2	0	2	164	164.60	0	2
Hourly Total	11	8	561	1	29	5	2	12	629	632.50	2	3
Hourly Average	2.75	2.00	140.25	0.25	7.25	1.25	0.50	3.00	157.25	158.13	0.50	0.75
Session Total	56	67	6024	6	694	110	26	139	7122	7264.80	21	89
Session Average	1.17	1.40	125.50	0.13	14.46	2.29	0.54	2.90	148.38	151.35	0.44	1.85

Epsom
Classified Junction Count

Site 2 of 3
A24 South Street
Woodcote Road
A24 Dorking Road

Lat/Long
lat 51.328668° lon -0.270543°

Date
Tuesday 12 November 2019

Weather
Cloudy
Temp: 6°C

0700 - 1900 (Tuesday 12H Session)

	Movement 2.3: Left from Woodcote Road to A24 Dorking Road								Original Data		OGV1	
TIME	P/CYCLE	M/CYCLE	CAR	TAXI	LGV	OGV1	OGV2	BUS/COACH	TOTAL	PCU TOTAL	Ambulances	Other
0700 - 0715	0	0	26	0	1	0	0	0	27	27.00	0	0
0715 - 0730	0	0	38	0	1	1	0	0	40	40.50	0	1
0730 - 0745	0	0	36	0	4	0	0	0	40	40.00	0	0
0745 - 0800	0	0	51	0	1	0	0	2	54	56.00	0	0
Hourly Total	0	0	151	0	7	1	0	2	161	163.50	0	1
Hourly Average	0.00	0.00	37.75	0.00	1.75	0.25	0.00	0.50	40.25	40.88	0.00	0.25
0800 - 0815	0	0	45	0	2	0	0	0	47	47.00	0	0
0815 - 0830	0	0	39	1	0	0	1	0	41	42.30	0	0
0830 - 0845	0	0	18	0	2	0	0	0	20	20.00	0	0
0845 - 0900	0	0	21	0	2	0	1	0	24	25.30	0	0
Hourly Total	0	0	123	1	6	0	2	0	132	134.60	0	0
Hourly Average	0.00	0.00	30.75	0.25	1.50	0.00	0.50	0.00	33.00	33.65	0.00	0.00
0900 - 0915	0	0	37	0	4	0	0	0	41	41.00	0	0
0915 - 0930	0	1	36	0	2	0	0	0	39	38.40	0	0
0930 - 0945	0	0	26	0	3	0	0	0	29	29.00	0	0
0945 - 1000	0	0	27	0	5	0	1	0	33	34.30	0	0
Hourly Total	0	1	126	0	14	0	1	0	142	142.70	0	0
Hourly Average	0.00	0.25	31.50	0.00	3.50	0.00	0.25	0.00	35.50	35.68	0.00	0.00
1000 - 1015	0	0	37	0	3	0	0	0	40	40.00	0	0
1015 - 1030	1	0	37	0	0	0	0	0	38	37.20	0	0
1030 - 1045	0	0	24	0	2	0	0	0	26	26.00	0	0
1045 - 1100	0	0	26	0	4	2	0	0	32	33.00	0	2
Hourly Total	1	0	124	0	9	2	0	0	136	136.20	0	2
Hourly Average	0.25	0.00	31.00	0.00	2.25	0.50	0.00	0.00	34.00	34.05	0.00	0.50
1100 - 1115	0	0	28	0	3	0	0	0	31	31.00	0	0
1115 - 1130	0	0	28	0	2	3	0	0	33	34.50	0	3
1130 - 1145	0	0	24	0	3	1	0	0	28	28.50	0	1
1145 - 1200	0	0	27	0	5	0	0	0	32	32.00	0	0
Hourly Total	0	0	107	0	13	4	0	0	124	126.00	0	4
Hourly Average	0.00	0.00	26.75	0.00	3.25	1.00	0.00	0.00	31.00	31.50	0.00	1.00
1200 - 1215	0	0	19	0	4	0	0	0	23	23.00	0	0
1215 - 1230	0	0	22	0	3	1	0	0	26	26.50	0	1
1230 - 1245	0	0	22	0	2	0	0	0	24	24.00	0	0
1245 - 1300	0	0	17	0	5	1	0	0	23	23.50	0	1
Hourly Total	0	0	80	0	14	2	0	0	96	97.00	0	2
Hourly Average	0.00	0.00	20.00	0.00	3.50	0.50	0.00	0.00	24.00	24.25	0.00	0.50
1300 - 1315	0	0	25	0	6	0	0	0	31	31.00	0	0
1315 - 1330	0	0	23	0	4	1	0	0	28	28.50	0	1
1330 - 1345	0	0	26	0	1	0	0	0	27	27.00	0	0
1345 - 1400	0	0	18	0	2	1	0	0	21	21.50	0	1
Hourly Total	0	0	92	0	13	2	0	0	107	108.00	0	2
Hourly Average	0.00	0.00	23.00	0.00	3.25	0.50	0.00	0.00	26.75	27.00	0.00	0.50
1400 - 1415	0	0	19	0	4	2	1	0	26	28.30	1	1
1415 - 1430	0	0	26	0	1	1	0	0	28	28.50	0	1
1430 - 1445	0	0	27	0	3	1	0	0	31	31.50	0	1
1445 - 1500	0	0	30	0	2	0	0	0	32	32.00	0	0
Hourly Total	0	0	102	0	10	4	1	0	117	120.30	1	3
Hourly Average	0.00	0.00	25.50	0.00	2.50	1.00	0.25	0.00	29.25	30.08	0.25	0.75
1500 - 1515	0	0	30	0	3	0	1	0	34	35.30	0	0
1515 - 1530	0	0	17	0	3	0	0	2	22	24.00	0	0
1530 - 1545	0	2	26	0	2	1	0	0	31	30.30	1	0
1545 - 1600	0	0	25	0	2	0	0	0	27	27.00	0	0
Hourly Total	0	2	98	0	10	1	1	2	114	116.60	1	0
Hourly Average	0.00	0.50	24.50	0.00	2.50	0.25	0.25	0.50	28.50	29.15	0.25	0.00
1600 - 1615	0	0	24	0	5	0	0	0	29	29.00	0	0
1615 - 1630	0	0	24	0	2	1	0	0	27	27.50	1	0
1630 - 1645	0	0	23	0	1	0	0	0	24	24.00	0	0
1645 - 1700	0	0	21	0	1	0	0	0	22	22.00	0	0
Hourly Total	0	0	92	0	9	1	0	0	102	102.50	1	0
Hourly Average	0.00	0.00	23.00	0.00	2.25	0.25	0.00	0.00	25.50	25.63	0.25	0.00
1700 - 1715	0	0	16	0	3	0	0	0	19	19.00	0	0
1715 - 1730	0	0	17	0	4	0	0	0	21	21.00	0	0
1730 - 1745	0	0	22	0	2	0	0	0	24	24.00	0	0
1745 - 1800	0	0	20	0	1	0	0	0	21	21.00	0	0
Hourly Total	0	0	75	0	10	0	0	0	85	85.00	0	0
Hourly Average	0.00	0.00	18.75	0.00	2.50	0.00	0.00	0.00	21.25	21.25	0.00	0.00
1800 - 1815	0	0	21	0	0	0	0	0	21	21.00	0	0
1815 - 1830	0	0	21	0	2	0	0	0	23	23.00	0	0
1830 - 1845	0	0	16	0	0	2	0	0	18	19.00	2	0
1845 - 1900	0	0	12	0	0	0	0	0	12	12.00	0	0
Hourly Total	0	0	70	0	2	2	0	0	74	75.00	2	0
Hourly Average	0.00	0.00	17.50	0.00	0.50	0.50	0.00	0.00	18.50	18.75	0.50	0.00
Session Total	1	3	1240	1	117	19	5	4	1390	1407.40	5	14
Session Average	0.02	0.06	25.83	0.02	2.44	0.40	0.10	0.08	28.96	29.32	0.10	0.29

Date
Wednesday 13 November 2019

Weather
Cloudy
Temp: 8°C

0700 - 1900 (Wednesday 12H Session)

	Movement 2.3: Left from Woodcote Road to A24 Dorking Road								Original Data		OGV1	
TIME	P/CYCLE	M/CYCLE	CAR	TAXI	LGV	OGV1	OGV2	BUS/COACH	TOTAL	PCU TOTAL	Ambulances	Other
0700 - 0715	0	0	16	0	3	0	0	0	19	19.00	0	0
0715 - 0730	0	0	30	0	2	0	0	0	32	32.00	0	0
0730 - 0745	0	0	43	0	2	1	0	0	46	46.50	1	0
0745 - 0800	0	0	40	0	6	0	0	1	47	48.00	0	0
Hourly Total	0	0	129	0	13	1	0	1	144	145.50	1	0
Hourly Average	0.00	0.00	32.25	0.00	3.25	0.25	0.00	0.25	36.00	36.38	0.25	0.00
0800 - 0815	0	0	36	0	4	0	1	0	41	42.30	0	0
0815 - 0830	1	0	27	0	1	0	0	0	29	28.20	0	0
0830 - 0845	0	0	22	0	1	0	0	0	23	23.00	0	0
0845 - 0900	0	0	29	0	1	1	0	0	31	31.50	1	0
Hourly Total	1	0	114	0	7	1	1	0	124	125.00	1	0
Hourly Average	0.25	0.00	28.50	0.00	1.75	0.25	0.25	0.00	31.00	31.25	0.25	0.00
0900 - 0915	0	1	25	0	1	3	0	0	30	30.90	0	3
0915 - 0930	0	0	24	0	1	0	0	0	25	25.00	0	0
0930 - 0945	0	0	38	0	2	1	0	0	41	41.50	0	1
0945 - 1000	0	0	29	0	1	0	0	0	30	30.00	0	0
Hourly Total	0	1	116	0	5	4	0	0	126	127.40	0	4
Hourly Average	0.00	0.25	29.00	0.00	1.25	1.00	0.00	0.00	31.50	31.85	0.00	1.00
1000 - 1015	0	0	25	0	1	0	0	0	26	26.00	0	0
1015 - 1030	0	0	23	0	1	0	0	0	24	24.00	0	0
1030 - 1045	0	1	26	0	1	1	0	0	29	28.90	0	1
1045 - 1100	0	0	16	0	2	1	0	0	19	19.50	0	1
Hourly Total	0	1	90	0	5	2	0	0	98	98.40	0	2
Hourly Average	0.00	0.25	22.50	0.00	1.25	0.50	0.00	0.00	24.50	24.60	0.00	0.50
1100 - 1115	0	0	30	0	4	1	0	0	35	35.50	1	0
1115 - 1130	0	1	29	0	1	1	0	0	32	31.90	1	0
1130 - 1145	0	0	14	0	3	1	0	0	18	18.50	1	0
1145 - 1200	0	2	29	0	3	0	0	0	34	32.80	0	0
Hourly Total	0	3	102	0	11	3	0	0	119	118.70	3	0
Hourly Average	0.00	0.75	25.50	0.00	2.75	0.75	0.00	0.00	29.75	29.68	0.75	0.00
1200 - 1215	0	1	26	0	4	0	0	0	31	30.40	0	0
1215 - 1230	0	0	24	0	2	1	0	0	27	27.50	0	1
1230 - 1245	0	0	34	0	2	1	0	0	37	37.50	1	0
1245 - 1300	0	0	16	0	4	1	0	0	21	21.50	0	1
Hourly Total	0	1	100	0	12	3	0	0	116	116.90	1	2
Hourly Average	0.00	0.25	25.00	0.00	3.00	0.75	0.00	0.00	29.00	29.23	0.25	0.50
1300 - 1315	0	0	25	0	4	0	0	0	29	29.00	0	0
1315 - 1330	0	0	14	0	4	1	0	0	19	19.50	1	0
1330 - 1345	0	0	23	0	2	1	0	0	26	26.50	1	0
1345 - 1400	0	0	26	0	3	2	0	0	31	32.00	2	0
Hourly Total	0	0	88	0	13	4	0	0	105	107.00	4	0
Hourly Average	0.00	0.00	22.00	0.00	3.25	1.00	0.00	0.00	26.25	26.75	1.00	0.00
1400 - 1415	0	0	14	0	1	1	0	0	16	16.50	1	0
1415 - 1430	0	0	33	0	5	1	0	0	39	39.50	1	0
1430 - 1445	0	0	29	0	3	0	0	0	32	32.00	0	0
1445 - 1500	0	0	31	0	3	0	0	0	34	34.00	0	0
Hourly Total	0	0	107	0	12	2	0	0	121	122.00	2	0
Hourly Average	0.00	0.00	26.75	0.00	3.00	0.50	0.00	0.00	30.25	30.50	0.50	0.00
1500 - 1515	0	0	24	0	2	0	0	0	26	26.00	0	0
1515 - 1530	0	0	25	0	1	0	0	0	26	26.00	0	0
1530 - 1545	0	1	14	0	2	1	0	0	18	17.90	0	1
1545 - 1600	0	0	26	0	2	1	0	0	29	29.50	1	0
Hourly Total	0	1	89	0	7	2	0	0	99	99.40	1	1
Hourly Average	0.00	0.25	22.25	0.00	1.75	0.50	0.00	0.00	24.75	24.85	0.25	0.25
1600 - 1615	1	0	23	0	1	0	0	0	25	24.20	0	0
1615 - 1630	0	0	12	0	2	0	0	0	14	14.00	0	0
1630 - 1645	0	0	24	0	1	0	0	0	25	25.00	0	0
1645 - 1700	0	0	22	0	0	1	0	0	23	23.50	1	0
Hourly Total	1	0	81	0	4	1	0	0	87	86.70	1	0
Hourly Average	0.25	0.00	20.25	0.00	1.00	0.25	0.00	0.00	21.75	21.68	0.25	0.00
1700 - 1715	0	0	19	0	1	0	0	0	20	20.00	0	0
1715 - 1730	0	0	32	1	0	0	0	0	33	33.00	0	0
1730 - 1745	0	0	18	0	0	0	0	0	18	18.00	0	0
1745 - 1800	0	0	20	0	2	0	0	0	22	22.00	0	0
Hourly Total	0	0	89	1	3	0	0	0	93	93.00	0	0
Hourly Average	0.00	0.00	22.25	0.25	0.75	0.00	0.00	0.00	23.25	23.25	0.00	0.00
1800 - 1815	0	0	29	1	0	1	0	0	31	31.50	1	0
1815 - 1830	0	0	26	0	0	0	0	0	26	26.00	0	0
1830 - 1845	0	0	22	0	0	0	0	1	23	24.00	0	0
1845 - 1900	0	0	34	3	0	0	0	0	37	37.00	0	0
Hourly Total	0	0	111	4	0	1	0	1	117	118.50	1	0
Hourly Average	0.00	0.00	27.75	1.00	0.00	0.25	0.00	0.25	29.25	29.63	0.25	0.00
Session Total	2	7	1216	5	92	24	1	2	1349	1358.50	15	9
Session Average	0.04	0.15	25.33	0.10	1.92	0.50	0.02	0.04	28.10	28.30	0.31	0.19

Epsom
Classified Junction Count

Site 2 of 3
A24 South Street
Woodcote Road
A24 Dorking Road

Lat/Long
lat 51.328668° lon -0.270543°

Date
Tuesday 12 November 2019

Weather
Cloudy
Temp: 6°C

0700 - 1900 (Tuesday 12H Session)

	Movement 2.4: Right from Woodcote Road to A24 South Street								Original Data		OGV1	
TIME	P/CYCLE	M/CYCLE	CAR	TAXI	LGV	OGV1	OGV2	BUS/COACH	TOTAL	PCU TOTAL	Ambulances	Other
0700 - 0715	2	1	23	0	5	1	0	1	33	32.30	1	0
0715 - 0730	1	0	22	0	2	1	0	1	27	27.70	0	1
0730 - 0745	1	1	23	0	2	1	0	2	30	31.10	0	1
0745 - 0800	4	0	23	0	2	1	0	0	30	27.30	0	1
Hourly Total	8	2	91	0	11	4	0	4	120	118.40	1	3
Hourly Average	2.00	0.50	22.75	0.00	2.75	1.00	0.00	1.00	30.00	29.60	0.25	0.75
0800 - 0815	0	0	46	0	1	0	0	1	48	49.00	0	0
0815 - 0830	0	0	47	0	3	0	0	1	51	52.00	0	0
0830 - 0845	0	0	32	0	3	0	0	2	37	39.00	0	0
0845 - 0900	0	0	40	0	1	0	0	1	42	43.00	0	0
Hourly Total	0	0	165	0	8	0	0	5	178	183.00	0	0
Hourly Average	0.00	0.00	41.25	0.00	2.00	0.00	0.00	1.25	44.50	45.75	0.00	0.00
0900 - 0915	1	0	37	0	4	1	0	0	43	42.70	0	1
0915 - 0930	0	0	26	0	1	0	0	1	28	29.00	0	0
0930 - 0945	0	0	13	0	2	2	0	2	19	22.00	0	2
0945 - 1000	1	0	27	0	3	0	0	1	32	32.20	0	0
Hourly Total	2	0	103	0	10	3	0	4	122	125.90	0	3
Hourly Average	0.50	0.00	25.75	0.00	2.50	0.75	0.00	1.00	30.50	31.48	0.00	0.75
1000 - 1015	1	0	21	0	2	1	0	0	25	24.70	0	1
1015 - 1030	0	0	19	0	2	1	0	2	24	26.50	0	1
1030 - 1045	0	0	16	0	6	0	0	1	23	24.00	0	0
1045 - 1100	0	0	16	0	1	0	0	1	18	19.00	0	0
Hourly Total	1	0	72	0	11	2	0	4	90	94.20	0	2
Hourly Average	0.25	0.00	18.00	0.00	2.75	0.50	0.00	1.00	22.50	23.55	0.00	0.50
1100 - 1115	0	1	11	0	2	0	0	1	15	15.40	0	0
1115 - 1130	1	0	15	0	3	0	0	2	21	22.20	0	0
1130 - 1145	0	1	20	0	1	0	0	1	23	23.40	0	0
1145 - 1200	1	0	24	0	3	1	0	1	30	30.70	0	1
Hourly Total	2	2	70	0	9	1	0	5	89	91.70	0	1
Hourly Average	0.50	0.50	17.50	0.00	2.25	0.25	0.00	1.25	22.25	22.93	0.00	0.25
1200 - 1215	0	0	20	0	2	0	0	0	22	22.00	0	0
1215 - 1230	1	0	16	0	5	0	0	2	24	25.20	0	0
1230 - 1245	0	0	16	0	6	0	0	1	23	24.00	0	0
1245 - 1300	2	0	30	0	1	0	0	1	34	33.40	0	0
Hourly Total	3	0	82	0	14	0	0	4	103	104.60	0	0
Hourly Average	0.75	0.00	20.50	0.00	3.50	0.00	0.00	1.00	25.75	26.15	0.00	0.00
1300 - 1315	1	0	21	0	4	0	0	0	26	25.20	0	0
1315 - 1330	1	0	16	0	0	0	0	2	19	20.20	0	0
1330 - 1345	0	0	17	0	0	0	1	1	19	21.30	0	0
1345 - 1400	0	0	24	0	4	1	0	2	31	33.50	0	1
Hourly Total	2	0	78	0	8	1	1	5	95	100.20	0	1
Hourly Average	0.50	0.00	19.50	0.00	2.00	0.25	0.25	1.25	23.75	25.05	0.00	0.25
1400 - 1415	0	0	18	0	1	0	0	0	19	19.00	0	0
1415 - 1430	0	0	22	0	0	0	0	2	24	26.00	0	0
1430 - 1445	0	0	20	0	3	0	0	1	24	25.00	0	0
1445 - 1500	0	2	18	0	3	3	0	2	28	30.30	0	3
Hourly Total	0	2	78	0	7	3	0	5	95	100.30	0	3
Hourly Average	0.00	0.50	19.50	0.00	1.75	0.75	0.00	1.25	23.75	25.08	0.00	0.75
1500 - 1515	0	0	17	0	4	0	0	1	22	23.00	0	0
1515 - 1530	0	2	20	0	1	1	0	2	26	27.30	0	1
1530 - 1545	0	0	34	0	2	0	0	1	37	38.00	0	0
1545 - 1600	0	1	28	0	2	0	0	1	32	32.40	0	0
Hourly Total	0	3	99	0	9	1	0	5	117	120.70	0	1
Hourly Average	0.00	0.75	24.75	0.00	2.25	0.25	0.00	1.25	29.25	30.18	0.00	0.25
1600 - 1615	2	0	30	0	4	0	0	1	37	36.40	0	0
1615 - 1630	0	0	30	0	3	3	0	1	37	39.50	0	3
1630 - 1645	1	0	32	0	3	0	0	1	37	37.20	0	0
1645 - 1700	0	0	29	0	0	0	0	1	30	31.00	0	0
Hourly Total	3	0	121	0	10	3	0	4	141	144.10	0	3
Hourly Average	0.75	0.00	30.25	0.00	2.50	0.75	0.00	1.00	35.25	36.03	0.00	0.75
1700 - 1715	1	0	29	0	3	0	0	1	34	34.20	0	0
1715 - 1730	0	1	39	0	0	0	0	0	40	39.40	0	0
1730 - 1745	1	0	33	0	4	0	0	2	40	41.20	0	0
1745 - 1800	0	0	29	0	0	0	0	1	30	31.00	0	0
Hourly Total	2	1	130	0	7	0	0	4	144	145.80	0	0
Hourly Average	0.50	0.25	32.50	0.00	1.75	0.00	0.00	1.00	36.00	36.45	0.00	0.00
1800 - 1815	0	0	39	1	3	0	0	2	45	47.00	0	0
1815 - 1830	2	2	27	0	0	0	0	0	31	28.20	0	0
1830 - 1845	1	2	41	0	0	0	0	2	46	46.00	0	0
1845 - 1900	0	0	23	0	0	0	0	1	24	25.00	0	0
Hourly Total	3	4	130	1	3	0	0	5	146	146.20	0	0
Hourly Average	0.75	1.00	32.50	0.25	0.75	0.00	0.00	1.25	36.50	36.55	0.00	0.00
Session Total	26	14	1219	1	107	18	1	54	1440	1475.10	1	17
Session Average	0.54	0.29	25.40	0.02	2.23	0.38	0.02	1.13	30.00	30.73	0.02	0.35

Date
Wednesday 13 November 2019

Weather
Cloudy
Temp: 8°C

0700 - 1900 (Wednesday 12H Session)

	Movement 2.4: Right from Woodcote Road to A24 South Street								Original Data		OGV1	
TIME	P/CYCLE	M/CYCLE	CAR	TAXI	LGV	OGV1	OGV2	BUS/COACH	TOTAL	PCU TOTAL	Ambulances	Other
0700 - 0715	1	0	28	0	4	0	0	1	34	34.20	0	0
0715 - 0730	0	0	21	0	4	1	0	2	28	30.50	0	1
0730 - 0745	0	1	24	0	2	0	0	1	28	28.40	0	0
0745 - 0800	0	0	33	0	6	1	0	0	40	40.50	0	1
Hourly Total	1	1	106	0	16	2	0	4	130	133.60	0	2
Hourly Average	0.25	0.25	26.50	0.00	4.00	0.50	0.00	1.00	32.50	33.40	0.00	0.50
0800 - 0815	0	0	46	0	1	1	0	1	49	50.50	0	1
0815 - 0830	0	0	37	0	2	0	0	1	40	41.00	0	0
0830 - 0845	1	0	41	0	1	0	1	2	46	48.50	0	0
0845 - 0900	0	0	42	0	2	0	0	1	45	46.00	0	0
Hourly Total	1	0	166	0	6	1	1	5	180	186.00	0	1
Hourly Average	0.25	0.00	41.50	0.00	1.50	0.25	0.25	1.25	45.00	46.50	0.00	0.25
0900 - 0915	0	1	27	0	8	0	0	2	38	39.40	0	0
0915 - 0930	1	0	19	0	0	3	0	1	24	25.70	0	3
0930 - 0945	0	0	16	0	1	2	0	2	21	24.00	0	2
0945 - 1000	0	0	15	0	2	0	0	1	18	19.00	0	0
Hourly Total	1	1	77	0	11	5	0	6	101	108.10	0	5
Hourly Average	0.25	0.25	19.25	0.00	2.75	1.25	0.00	1.50	25.25	27.03	0.00	1.25
1000 - 1015	0	0	20	0	3	0	0	0	23	23.00	0	0
1015 - 1030	0	0	14	0	2	2	0	1	19	21.00	0	2
1030 - 1045	3	0	15	0	1	1	0	2	22	22.10	0	1
1045 - 1100	0	0	15	0	3	0	1	1	20	22.30	0	0
Hourly Total	3	0	64	0	9	3	1	4	84	88.40	0	3
Hourly Average	0.75	0.00	16.00	0.00	2.25	0.75	0.25	1.00	21.00	22.10	0.00	0.75
1100 - 1115	2	1	25	0	3	0	0	1	32	30.80	0	0
1115 - 1130	1	0	17	0	1	1	0	1	21	21.70	0	1
1130 - 1145	0	1	21	0	6	2	0	1	31	32.40	0	2
1145 - 1200	2	1	22	0	5	0	0	2	32	31.80	0	0
Hourly Total	5	3	85	0	15	3	0	5	116	116.70	0	3
Hourly Average	1.25	0.75	21.25	0.00	3.75	0.75	0.00	1.25	29.00	29.18	0.00	0.75
1200 - 1215	1	1	21	0	4	0	0	0	27	25.60	0	0
1215 - 1230	0	3	15	0	3	1	0	2	24	24.70	0	1
1230 - 1245	0	0	20	0	5	1	0	1	27	28.50	0	1
1245 - 1300	0	0	16	0	3	1	0	1	21	22.50	0	1
Hourly Total	1	4	72	0	15	3	0	4	99	101.30	0	3
Hourly Average	0.25	1.00	18.00	0.00	3.75	0.75	0.00	1.00	24.75	25.33	0.00	0.75
1300 - 1315	1	0	18	0	7	2	0	0	28	28.20	0	2
1315 - 1330	0	0	21	0	1	1	0	2	25	27.50	0	1
1330 - 1345	2	1	24	0	2	0	0	1	30	28.80	0	0
1345 - 1400	2	1	21	0	4	1	0	2	31	31.30	0	1
Hourly Total	5	2	84	0	14	4	0	5	114	115.80	0	4
Hourly Average	1.25	0.50	21.00	0.00	3.50	1.00	0.00	1.25	28.50	28.95	0.00	1.00
1400 - 1415	1	2	18	0	8	0	0	0	29	27.00	0	0
1415 - 1430	1	0	26	0	1	1	0	2	31	32.70	0	1
1430 - 1445	0	1	21	0	3	1	0	1	27	27.90	1	0
1445 - 1500	0	0	27	0	0	1	0	1	29	30.50	0	1
Hourly Total	2	3	92	0	12	3	0	4	116	118.10	1	2
Hourly Average	0.50	0.75	23.00	0.00	3.00	0.75	0.00	1.00	29.00	29.53	0.25	0.50
1500 - 1515	2	2	31	0	5	4	0	1	45	45.20	0	4
1515 - 1530	0	0	24	0	0	0	0	2	26	28.00	0	0
1530 - 1545	1	0	41	0	2	0	0	1	45	45.20	0	0
1545 - 1600	1	0	34	0	2	0	0	1	38	38.20	0	0
Hourly Total	4	2	130	0	9	4	0	5	154	156.60	0	4
Hourly Average	1.00	0.50	32.50	0.00	2.25	1.00	0.00	1.25	38.50	39.15	0.00	1.00
1600 - 1615	1	0	25	0	2	3	1	1	33	36.00	1	2
1615 - 1630	0	0	28	0	3	0	0	1	32	33.00	0	0
1630 - 1645	1	0	35	0	6	0	0	2	44	45.20	0	0
1645 - 1700	1	1	32	0	2	0	0	1	37	36.60	0	0
Hourly Total	3	1	120	0	13	3	1	5	146	150.80	1	2
Hourly Average	0.75	0.25	30.00	0.00	3.25	0.75	0.25	1.25	36.50	37.70	0.25	0.50
1700 - 1715	2	0	36	0	1	0	0	1	40	39.40	0	0
1715 - 1730	0	2	24	0	1	0	0	0	27	25.80	0	0
1730 - 1745	0	0	37	0	1	0	0	2	40	42.00	0	0
1745 - 1800	0	0	28	0	2	0	0	1	31	32.00	0	0
Hourly Total	2	2	125	0	5	0	0	4	138	139.20	0	0
Hourly Average	0.50	0.50	31.25	0.00	1.25	0.00	0.00	1.00	34.50	34.80	0.00	0.00
1800 - 1815	1	0	30	0	3	0	0	2	36	37.20	0	0
1815 - 1830	0	0	35	1	1	0	0	1	38	39.00	0	0
1830 - 1845	0	0	29	0	1	0	0	1	31	32.00	0	0
1845 - 1900	0	0	26	0	0	0	0	1	27	28.00	0	0
Hourly Total	1	0	120	1	5	0	0	5	132	136.20	0	0
Hourly Average	0.25	0.00	30.00	0.25	1.25	0.00	0.00	1.25	33.00	34.05	0.00	0.00
Session Total	29	19	1241	1	130	31	3	56	1510	1550.80	2	29
Session Average	0.60	0.40	25.85	0.02	2.71	0.65	0.06	1.17	31.46	32.31	0.04	0.60

Epsom
Classified Junction Count

Site 2 of 3
A24 South Street
Woodcote Road
A24 Dorking Road

Lat/Long
lat 51.328668° lon -0.270543°

Date
Tuesday 12 November 2019

Weather
Cloudy
Temp: 6°C

0700 - 1900 (Tuesday 12H Session)

	Movement 2.5: Eastbound from A24 Dorking Road to A24 South Street								Original Data		OGV1	
TIME	P/CYCLE	M/CYCLE	CAR	TAXI	LGV	OGV1	OGV2	BUS/COACH	TOTAL	PCU TOTAL	Ambulances	Other
0700 - 0715	3	1	132	0	22	2	2	2	164	166.60	0	2
0715 - 0730	6	1	163	0	23	4	0	0	197	193.60	1	3
0730 - 0745	4	0	141	1	24	1	1	1	173	172.60	0	1
0745 - 0800	3	3	137	0	21	2	2	1	169	169.40	0	2
Hourly Total	16	5	573	1	90	9	5	4	703	702.20	1	8
Hourly Average	4.00	1.25	143.25	0.25	22.50	2.25	1.25	1.00	175.75	175.55	0.25	2.00
0800 - 0815	1	2	162	0	12	2	0	5	184	188.00	0	2
0815 - 0830	3	2	85	0	6	1	0	1	98	95.90	0	1
0830 - 0845	2	0	94	0	10	2	1	5	114	119.70	1	1
0845 - 0900	0	2	148	1	14	4	0	9	178	187.80	0	4
Hourly Total	6	6	489	1	42	9	1	20	574	591.40	1	8
Hourly Average	1.50	1.50	122.25	0.25	10.50	2.25	0.25	5.00	143.50	147.85	0.25	2.00
0900 - 0915	1	0	116	1	11	2	0	2	133	135.20	0	2
0915 - 0930	0	0	129	0	24	5	0	2	160	164.50	1	4
0930 - 0945	1	0	132	0	24	1	1	2	161	164.00	0	1
0945 - 1000	0	0	117	0	21	7	0	1	146	150.50	0	7
Hourly Total	2	0	494	1	80	15	1	7	600	614.20	1	14
Hourly Average	0.50	0.00	123.50	0.25	20.00	3.75	0.25	1.75	150.00	153.55	0.25	3.50
1000 - 1015	0	0	127	0	12	3	1	2	145	149.80	0	3
1015 - 1030	1	6	129	0	16	3	0	2	157	156.10	0	3
1030 - 1045	1	0	102	0	19	1	0	0	123	122.70	0	1
1045 - 1100	2	0	125	0	14	2	1	7	151	158.70	0	2
Hourly Total	4	6	483	0	61	9	2	11	576	587.30	0	9
Hourly Average	1.00	1.50	120.75	0.00	15.25	2.25	0.50	2.75	144.00	146.83	0.00	2.25
1100 - 1115	2	4	97	0	15	2	3	2	125	127.90	0	2
1115 - 1130	1	3	98	0	12	3	2	0	119	120.50	0	3
1130 - 1145	1	0	122	1	11	4	0	2	141	144.20	0	4
1145 - 1200	0	1	106	0	21	3	2	1	134	138.50	0	3
Hourly Total	4	8	423	1	59	12	7	5	519	531.10	0	12
Hourly Average	1.00	2.00	105.75	0.25	14.75	3.00	1.75	1.25	129.75	132.78	0.00	3.00
1200 - 1215	0	2	128	0	19	2	0	4	155	158.80	0	2
1215 - 1230	1	0	128	0	16	7	0	0	152	154.70	0	7
1230 - 1245	1	0	129	0	21	0	0	3	154	156.20	0	0
1245 - 1300	1	0	104	0	18	1	1	1	126	128.00	0	1
Hourly Total	3	2	489	0	74	10	1	8	587	597.70	0	10
Hourly Average	0.75	0.50	122.25	0.00	18.50	2.50	0.25	2.00	146.75	149.43	0.00	2.50
1300 - 1315	3	2	111	0	12	2	1	0	131	129.70	0	2
1315 - 1330	0	2	115	0	18	5	0	2	142	145.30	0	5
1330 - 1345	0	2	125	0	20	2	2	1	152	155.40	0	2
1345 - 1400	0	1	130	0	12	4	0	3	150	154.40	0	4
Hourly Total	3	7	481	0	62	13	3	6	575	584.80	0	13
Hourly Average	0.75	1.75	120.25	0.00	15.50	3.25	0.75	1.50	143.75	146.20	0.00	3.25
1400 - 1415	1	1	128	0	14	2	0	3	149	151.60	0	2
1415 - 1430	1	1	136	0	14	3	0	1	156	157.10	0	3
1430 - 1445	1	2	134	0	18	2	1	0	158	158.30	1	1
1445 - 1500	0	1	134	0	16	2	0	2	155	157.40	2	0
Hourly Total	3	5	532	0	62	9	1	6	618	624.40	3	6
Hourly Average	0.75	1.25	133.00	0.00	15.50	2.25	0.25	1.50	154.50	156.10	0.75	1.50
1500 - 1515	0	0	130	0	19	1	0	5	155	160.50	0	1
1515 - 1530	1	2	131	0	21	0	0	5	160	163.00	0	0
1530 - 1545	1	1	128	0	26	6	0	4	166	171.60	0	6
1545 - 1600	0	1	136	0	13	7	1	2	160	166.20	0	7
Hourly Total	2	4	525	0	79	14	1	16	641	661.30	0	14
Hourly Average	0.50	1.00	131.25	0.00	19.75	3.50	0.25	4.00	160.25	165.33	0.00	3.50
1600 - 1615	2	3	145	0	17	1	0	1	169	167.10	0	1
1615 - 1630	0	4	148	1	15	1	1	4	174	177.40	1	0
1630 - 1645	1	2	153	0	13	1	1	3	174	176.80	1	0
1645 - 1700	0	1	164	1	13	0	0	4	183	186.40	0	0
Hourly Total	3	10	610	2	58	3	2	12	700	707.70	2	1
Hourly Average	0.75	2.50	152.50	0.50	14.50	0.75	0.50	3.00	175.00	176.93	0.50	0.25
1700 - 1715	0	1	177	0	7	1	0	1	187	187.90	0	1
1715 - 1730	0	2	154	0	9	0	0	4	169	171.80	0	0
1730 - 1745	0	2	185	0	7	0	0	2	196	196.80	0	0
1745 - 1800	0	0	180	0	11	0	0	3	194	197.00	0	0
Hourly Total	0	5	696	0	34	1	0	10	746	753.50	0	1
Hourly Average	0.00	1.25	174.00	0.00	8.50	0.25	0.00	2.50	186.50	188.38	0.00	0.25
1800 - 1815	1	1	162	0	9	0	0	1	174	173.60	0	0
1815 - 1830	0	3	164	1	6	2	0	4	180	183.20	0	2
1830 - 1845	1	4	139	0	11	1	0	1	157	155.30	1	0
1845 - 1900	0	0	142	0	4	0	0	1	147	148.00	0	0
Hourly Total	2	8	607	1	30	3	0	7	658	660.10	1	2
Hourly Average	0.50	2.00	151.75	0.25	7.50	0.75	0.00	1.75	164.50	165.03	0.25	0.50
Session Total	48	66	6402	7	731	107	24	112	7497	7615.70	9	98
Session Average	1.00	1.38	133.38	0.15	15.23	2.23	0.50	2.33	156.19	158.66	0.19	2.04

Date
Wednesday 13 November 2019

Weather
Cloudy
Temp: 8°C

0700 - 1900 (Wednesday 12H Session)

	Movement 2.5: Eastbound from A24 Dorking Road to A24 South Street								Original Data		OGV1	
TIME	P/CYCLE	M/CYCLE	CAR	TAXI	LGV	OGV1	OGV2	BUS/COACH	TOTAL	PCU TOTAL	Ambulances	Other
0700 - 0715	4	2	105	0	22	1	2	2	138	138.70	0	1
0715 - 0730	3	0	163	0	22	5	1	2	196	199.40	0	5
0730 - 0745	4	4	153	1	29	2	0	1	194	190.40	1	1
0745 - 0800	1	3	112	0	28	2	0	2	148	148.40	2	0
Hourly Total	12	9	533	1	101	10	3	7	676	676.90	3	7
Hourly Average	3.00	2.25	133.25	0.25	25.25	2.50	0.75	1.75	169.00	169.23	0.75	1.75
0800 - 0815	0	2	148	0	12	0	1	3	166	169.10	0	0
0815 - 0830	2	2	128	0	14	0	0	4	150	151.20	0	0
0830 - 0845	4	1	114	0	11	2	1	7	140	145.50	0	2
0845 - 0900	1	0	141	0	14	1	0	2	159	160.70	0	1
Hourly Total	7	5	531	0	51	3	2	16	615	626.50	0	3
Hourly Average	1.75	1.25	132.75	0.00	12.75	0.75	0.50	4.00	153.75	156.63	0.00	0.75
0900 - 0915	0	1	112	0	17	2	2	3	137	143.00	0	2
0915 - 0930	1	1	114	0	22	5	1	1	145	148.40	0	5
0930 - 0945	0	1	152	0	14	2	0	1	170	171.40	1	1
0945 - 1000	0	0	109	0	16	2	0	2	129	132.00	2	0
Hourly Total	1	3	487	0	69	11	3	7	581	594.80	3	8
Hourly Average	0.25	0.75	121.75	0.00	17.25	2.75	0.75	1.75	145.25	148.70	0.75	2.00
1000 - 1015	0	0	110	0	16	8	0	3	137	144.00	0	8
1015 - 1030	0	0	141	1	19	2	3	1	167	172.90	0	2
1030 - 1045	0	0	126	0	14	3	1	2	146	150.80	0	3
1045 - 1100	0	1	111	0	19	2	0	0	133	133.40	0	2
Hourly Total	0	1	488	1	68	15	4	6	583	601.10	0	15
Hourly Average	0.00	0.25	122.00	0.25	17.00	3.75	1.00	1.50	145.75	150.28	0.00	3.75
1100 - 1115	1	1	130	0	16	5	1	3	157	162.40	0	5
1115 - 1130	0	4	137	0	23	1	2	0	167	167.70	0	1
1130 - 1145	0	1	117	0	14	4	0	3	139	143.40	0	4
1145 - 1200	1	1	119	0	22	2	0	2	147	148.60	1	1
Hourly Total	2	7	503	0	75	12	3	8	610	622.10	1	11
Hourly Average	0.50	1.75	125.75	0.00	18.75	3.00	0.75	2.00	152.50	155.53	0.25	2.75
1200 - 1215	0	1	125	0	18	1	1	4	150	155.20	1	0
1215 - 1230	1	1	136	0	17	2	1	0	158	158.90	1	1
1230 - 1245	1	2	115	0	11	1	1	2	133	134.80	0	1
1245 - 1300	1	3	111	0	20	1	0	2	138	137.90	0	1
Hourly Total	3	7	487	0	66	5	3	8	579	586.80	2	3
Hourly Average	0.75	1.75	121.75	0.00	16.50	1.25	0.75	2.00	144.75	146.70	0.50	0.75
1300 - 1315	0	1	88	0	13	2	1	1	106	108.70	0	2
1315 - 1330	1	1	110	0	18	2	1	1	134	135.90	2	0
1330 - 1345	0	0	98	0	18	2	0	1	119	121.00	0	2
1345 - 1400	0	1	99	0	10	2	2	3	117	123.00	0	2
Hourly Total	1	3	395	0	59	8	4	6	476	488.60	2	6
Hourly Average	0.25	0.75	98.75	0.00	14.75	2.00	1.00	1.50	119.00	122.15	0.50	1.50
1400 - 1415	1	4	102	0	7	3	2	3	122	125.90	0	3
1415 - 1430	0	2	130	0	16	1	1	1	151	152.60	1	0
1430 - 1445	0	2	130	0	11	0	0	0	143	141.80	0	0
1445 - 1500	0	1	118	0	13	0	0	2	134	135.40	0	0
Hourly Total	1	9	480	0	47	4	3	6	550	555.70	1	3
Hourly Average	0.25	2.25	120.00	0.00	11.75	1.00	0.75	1.50	137.50	138.93	0.25	0.75
1500 - 1515	1	0	134	0	13	4	0	4	156	161.20	0	4
1515 - 1530	0	0	125	0	16	1	0	6	148	154.50	0	1
1530 - 1545	1	1	134	0	10	4	0	3	153	156.60	0	4
1545 - 1600	1	0	141	0	10	1	0	3	156	158.70	1	0
Hourly Total	3	1	534	0	49	10	0	16	613	631.00	1	9
Hourly Average	0.75	0.25	133.50	0.00	12.25	2.50	0.00	4.00	153.25	157.75	0.25	2.25
1600 - 1615	0	1	141	0	20	2	0	2	166	168.40	2	0
1615 - 1630	1	0	149	0	14	0	0	3	167	169.20	0	0
1630 - 1645	1	1	147	0	19	0	0	3	171	172.60	0	0
1645 - 1700	1	2	147	0	17	2	0	3	172	174.00	0	2
Hourly Total	3	4	584	0	70	4	0	11	676	684.20	2	2
Hourly Average	0.75	1.00	146.00	0.00	17.50	1.00	0.00	2.75	169.00	171.05	0.50	0.50
1700 - 1715	1	3	149	0	12	2	0	5	172	175.40	0	2
1715 - 1730	1	2	166	0	10	1	0	2	182	182.50	0	1
1730 - 1745	0	5	162	0	6	0	0	1	174	172.00	0	0
1745 - 1800	2	2	164	0	8	0	0	4	180	181.20	0	0
Hourly Total	4	12	641	0	36	3	0	12	708	711.10	0	3
Hourly Average	1.00	3.00	160.25	0.00	9.00	0.75	0.00	3.00	177.00	177.78	0.00	0.75
1800 - 1815	2	1	164	0	4	3	1	2	177	179.60	1	2
1815 - 1830	0	1	160	1	4	3	0	3	172	175.90	2	1
1830 - 1845	0	3	156	0	10	0	0	1	170	169.20	0	0
1845 - 1900	0	0	144	0	6	1	2	1	154	158.10	1	0
Hourly Total	2	5	624	1	24	7	3	7	673	682.80	4	3
Hourly Average	0.50	1.25	156.00	0.25	6.00	1.75	0.75	1.75	168.25	170.70	1.00	0.75
Session Total	39	66	6287	3	715	92	28	110	7340	7461.60	19	73
Session Average	0.81	1.38	130.98	0.06	14.90	1.92	0.58	2.29	152.92	155.45	0.40	1.52

Epsom
Classified Junction Count

Site 2 of 3
A24 South Street
Woodcote Road
A24 Dorking Road

Lat/Long
lat 51.328668° lon -0.270543°

Date
Tuesday 12 November 2019

Weather
Cloudy
Temp: 6°C

0700 - 1900 (Tuesday 12H Session)

	Movement 2.6: Right from A24 Dorking Road to Woodcote Road								Original Data		OGV1	
TIME	P/CYCLE	M/CYCLE	CAR	TAXI	LGV	OGV1	OGV2	BUS/COACH	TOTAL	PCU TOTAL	Ambulances	Other
0700 - 0715	0	0	17	0	4	1	0	0	22	22.50	1	0
0715 - 0730	0	0	21	0	4	1	0	0	26	26.50	0	1
0730 - 0745	0	0	21	0	8	1	0	0	30	30.50	0	1
0745 - 0800	0	0	15	0	2	1	0	0	18	18.50	1	0
Hourly Total	0	0	74	0	18	4	0	0	96	98.00	2	2
Hourly Average	0.00	0.00	18.50	0.00	4.50	1.00	0.00	0.00	24.00	24.50	0.50	0.50
0800 - 0815	0	0	23	0	5	1	0	0	29	29.50	0	1
0815 - 0830	0	0	19	0	0	0	0	0	19	19.00	0	0
0830 - 0845	0	0	22	0	2	1	0	0	25	25.50	0	1
0845 - 0900	0	1	26	0	4	1	0	0	32	31.90	0	1
Hourly Total	0	1	90	0	11	3	0	0	105	105.90	0	3
Hourly Average	0.00	0.25	22.50	0.00	2.75	0.75	0.00	0.00	26.25	26.48	0.00	0.75
0900 - 0915	0	1	23	0	2	1	0	0	27	26.90	0	1
0915 - 0930	0	1	24	0	3	0	0	0	28	27.40	0	0
0930 - 0945	0	0	42	0	5	1	0	0	48	48.50	0	1
0945 - 1000	0	0	39	0	3	2	1	0	45	47.30	0	2
Hourly Total	0	2	128	0	13	4	1	0	148	150.10	0	4
Hourly Average	0.00	0.50	32.00	0.00	3.25	1.00	0.25	0.00	37.00	37.53	0.00	1.00
1000 - 1015	0	0	21	0	8	1	0	1	31	32.50	0	1
1015 - 1030	0	0	18	0	3	0	0	0	21	21.00	0	0
1030 - 1045	0	0	27	0	5	0	0	0	32	32.00	0	0
1045 - 1100	0	0	27	0	4	1	0	1	33	34.50	0	1
Hourly Total	0	0	93	0	20	2	0	2	117	120.00	0	2
Hourly Average	0.00	0.00	23.25	0.00	5.00	0.50	0.00	0.50	29.25	30.00	0.00	0.50
1100 - 1115	0	0	39	0	3	1	0	0	43	43.50	0	1
1115 - 1130	0	0	28	0	4	1	0	0	33	33.50	0	1
1130 - 1145	0	0	30	0	8	1	0	0	39	39.50	0	1
1145 - 1200	0	0	22	0	2	0	0	0	24	24.00	0	0
Hourly Total	0	0	119	0	17	3	0	0	139	140.50	0	3
Hourly Average	0.00	0.00	29.75	0.00	4.25	0.75	0.00	0.00	34.75	35.13	0.00	0.75
1200 - 1215	0	0	27	0	3	1	1	0	32	33.80	0	1
1215 - 1230	0	0	41	0	3	0	0	0	44	44.00	0	0
1230 - 1245	0	0	34	0	3	1	0	0	38	38.50	1	0
1245 - 1300	0	0	25	0	7	1	0	0	33	33.50	0	1
Hourly Total	0	0	127	0	16	3	1	0	147	149.80	1	2
Hourly Average	0.00	0.00	31.75	0.00	4.00	0.75	0.25	0.00	36.75	37.45	0.25	0.50
1300 - 1315	0	1	39	0	2	1	0	0	43	42.90	1	0
1315 - 1330	0	0	25	0	6	1	0	0	32	32.50	0	1
1330 - 1345	0	0	36	0	5	0	0	0	41	41.00	0	0
1345 - 1400	0	0	26	0	7	0	0	0	33	33.00	0	0
Hourly Total	0	1	126	0	20	2	0	0	149	149.40	1	1
Hourly Average	0.00	0.25	31.50	0.00	5.00	0.50	0.00	0.00	37.25	37.35	0.25	0.25
1400 - 1415	0	0	23	0	4	0	0	0	27	27.00	0	0
1415 - 1430	0	0	32	0	2	1	0	0	35	35.50	0	1
1430 - 1445	0	0	31	0	2	1	0	0	34	34.50	1	0
1445 - 1500	0	0	31	0	2	1	0	0	34	34.50	0	1
Hourly Total	0	0	117	0	10	3	0	0	130	131.50	1	2
Hourly Average	0.00	0.00	29.25	0.00	2.50	0.75	0.00	0.00	32.50	32.88	0.25	0.50
1500 - 1515	0	1	56	0	2	1	0	0	60	59.90	0	1
1515 - 1530	0	0	28	0	2	1	1	1	33	35.80	1	0
1530 - 1545	0	0	26	0	3	0	0	0	29	29.00	0	0
1545 - 1600	0	0	44	0	5	1	0	0	50	50.50	1	0
Hourly Total	0	1	154	0	12	3	1	1	172	175.20	2	1
Hourly Average	0.00	0.25	38.50	0.00	3.00	0.75	0.25	0.25	43.00	43.80	0.50	0.25
1600 - 1615	0	0	34	0	4	1	0	0	39	39.50	1	0
1615 - 1630	0	0	43	0	3	1	0	0	47	47.50	1	0
1630 - 1645	0	0	25	0	4	0	0	0	29	29.00	0	0
1645 - 1700	0	0	43	0	5	0	0	0	48	48.00	0	0
Hourly Total	0	0	145	0	16	2	0	0	163	164.00	2	0
Hourly Average	0.00	0.00	36.25	0.00	4.00	0.50	0.00	0.00	40.75	41.00	0.50	0.00
1700 - 1715	0	0	39	0	4	2	0	0	45	46.00	2	0
1715 - 1730	0	0	32	0	4	0	0	0	36	36.00	0	0
1730 - 1745	1	0	20	0	1	2	0	0	24	24.20	2	0
1745 - 1800	0	0	37	0	2	0	0	0	39	39.00	0	0
Hourly Total	1	0	128	0	11	4	0	0	144	145.20	4	0
Hourly Average	0.25	0.00	32.00	0.00	2.75	1.00	0.00	0.00	36.00	36.30	1.00	0.00
1800 - 1815	0	1	35	0	3	0	0	0	39	38.40	0	0
1815 - 1830	0	0	27	0	2	1	0	0	30	30.50	1	0
1830 - 1845	0	0	25	0	0	1	0	0	26	26.50	1	0
1845 - 1900	0	1	34	0	1	0	0	0	36	35.40	0	0
Hourly Total	0	2	121	0	6	2	0	0	131	130.80	2	0
Hourly Average	0.00	0.50	30.25	0.00	1.50	0.50	0.00	0.00	32.75	32.70	0.50	0.00
Session Total	1	7	1422	0	170	35	3	3	1641	1660.40	15	20
Session Average	0.02	0.15	29.63	0.00	3.54	0.73	0.06	0.06	34.19	34.59	0.31	0.42

Date
Wednesday 13 November 2019

Weather
Cloudy
Temp: 8°C

0700 - 1900 (Wednesday 12H Session)

	Movement 2.6: Right from A24 Dorking Road to Woodcote Road								Original Data		OGV1	
TIME	P/CYCLE	M/CYCLE	CAR	TAXI	LGV	OGV1	OGV2	BUS/COACH	TOTAL	PCU TOTAL	Ambulances	Other
0700 - 0715	0	0	16	0	7	0	0	0	23	23.00	0	0
0715 - 0730	0	0	19	0	5	0	0	0	24	24.00	0	0
0730 - 0745	0	0	23	0	3	0	0	0	26	26.00	0	0
0745 - 0800	0	0	21	0	4	0	0	0	25	25.00	0	0
Hourly Total	0	0	79	0	19	0	0	0	98	98.00	0	0
Hourly Average	0.00	0.00	19.75	0.00	4.75	0.00	0.00	0.00	24.50	24.50	0.00	0.00
0800 - 0815	0	0	19	0	0	1	0	0	20	20.50	0	1
0815 - 0830	0	1	21	0	2	0	0	0	24	23.40	0	0
0830 - 0845	0	0	16	0	1	0	0	1	18	19.00	0	0
0845 - 0900	0	0	31	0	4	1	0	0	36	36.50	0	1
Hourly Total	0	1	87	0	7	2	0	1	98	99.40	0	2
Hourly Average	0.00	0.25	21.75	0.00	1.75	0.50	0.00	0.25	24.50	24.85	0.00	0.50
0900 - 0915	0	0	34	0	7	1	0	0	42	42.50	1	0
0915 - 0930	0	0	24	0	2	3	0	0	29	30.50	0	3
0930 - 0945	0	1	29	0	2	1	0	1	34	34.90	1	0
0945 - 1000	0	0	16	0	0	1	0	0	17	17.50	0	1
Hourly Total	0	1	103	0	11	6	0	1	122	125.40	2	4
Hourly Average	0.00	0.25	25.75	0.00	2.75	1.50	0.00	0.25	30.50	31.35	0.50	1.00
1000 - 1015	0	0	20	0	3	1	0	0	24	24.50	1	0
1015 - 1030	0	0	28	0	2	0	0	0	30	30.00	0	0
1030 - 1045	0	0	25	0	7	4	0	0	36	38.00	0	4
1045 - 1100	0	0	18	0	3	2	0	0	23	24.00	0	2
Hourly Total	0	0	91	0	15	7	0	0	113	116.50	1	6
Hourly Average	0.00	0.00	22.75	0.00	3.75	1.75	0.00	0.00	28.25	29.13	0.25	1.50
1100 - 1115	0	0	27	0	4	0	0	0	31	31.00	0	0
1115 - 1130	0	1	26	0	4	0	0	0	31	30.40	0	0
1130 - 1145	0	0	23	0	4	2	1	0	30	32.30	2	0
1145 - 1200	0	0	34	0	6	1	0	0	41	41.50	1	0
Hourly Total	0	1	110	0	18	3	1	0	133	135.20	3	0
Hourly Average	0.00	0.25	27.50	0.00	4.50	0.75	0.25	0.00	33.25	33.80	0.75	0.00
1200 - 1215	0	0	27	0	4	2	0	0	33	34.00	2	0
1215 - 1230	0	0	29	0	2	0	0	0	31	31.00	0	0
1230 - 1245	0	0	27	0	3	0	0	0	30	30.00	0	0
1245 - 1300	0	0	34	0	6	3	0	0	43	44.50	0	3
Hourly Total	0	0	117	0	15	5	0	0	137	139.50	2	3
Hourly Average	0.00	0.00	29.25	0.00	3.75	1.25	0.00	0.00	34.25	34.88	0.50	0.75
1300 - 1315	0	0	25	0	5	0	0	0	30	30.00	0	0
1315 - 1330	0	0	39	0	2	0	0	0	41	41.00	0	0
1330 - 1345	0	0	21	0	2	2	1	0	26	28.30	0	2
1345 - 1400	0	0	32	0	2	1	0	0	35	35.50	1	0
Hourly Total	0	0	117	0	11	3	1	0	132	134.80	1	2
Hourly Average	0.00	0.00	29.25	0.00	2.75	0.75	0.25	0.00	33.00	33.70	0.25	0.50
1400 - 1415	0	0	21	0	2	1	0	0	24	24.50	1	0
1415 - 1430	0	1	30	0	3	1	0	0	35	34.90	1	0
1430 - 1445	0	1	19	0	1	1	0	0	22	21.90	1	0
1445 - 1500	0	0	34	0	4	1	0	0	39	39.50	1	0
Hourly Total	0	2	104	0	10	4	0	0	120	120.80	4	0
Hourly Average	0.00	0.50	26.00	0.00	2.50	1.00	0.00	0.00	30.00	30.20	1.00	0.00
1500 - 1515	0	0	39	0	1	3	0	0	43	44.50	0	3
1515 - 1530	0	0	38	0	0	1	0	1	40	41.50	1	0
1530 - 1545	1	0	47	1	5	0	0	0	54	53.20	0	0
1545 - 1600	0	0	31	0	5	1	0	0	37	37.50	1	0
Hourly Total	1	0	155	1	11	5	0	1	174	176.70	2	3
Hourly Average	0.25	0.00	38.75	0.25	2.75	1.25	0.00	0.25	43.50	44.18	0.50	0.75
1600 - 1615	0	0	34	0	3	0	0	1	38	39.00	0	0
1615 - 1630	0	1	41	1	3	0	0	1	47	47.40	0	0
1630 - 1645	0	0	35	0	0	1	0	0	36	36.50	1	0
1645 - 1700	0	0	36	0	2	0	0	0	38	38.00	0	0
Hourly Total	0	1	146	1	8	1	0	2	159	160.90	1	0
Hourly Average	0.00	0.25	36.50	0.25	2.00	0.25	0.00	0.50	39.75	40.23	0.25	0.00
1700 - 1715	0	0	36	0	0	0	0	0	36	36.00	0	0
1715 - 1730	0	0	27	0	3	1	0	0	31	31.50	1	0
1730 - 1745	0	0	21	0	2	0	0	0	23	23.00	0	0
1745 - 1800	0	1	32	0	0	0	0	0	33	32.40	0	0
Hourly Total	0	1	116	0	5	1	0	0	123	122.90	1	0
Hourly Average	0.00	0.25	29.00	0.00	1.25	0.25	0.00	0.00	30.75	30.73	0.25	0.00
1800 - 1815	0	0	38	0	2	0	0	0	40	40.00	0	0
1815 - 1830	0	2	38	0	1	1	0	0	42	41.30	1	0
1830 - 1845	0	0	40	0	0	0	0	0	40	40.00	0	0
1845 - 1900	0	0	31	0	0	0	0	0	31	31.00	0	0
Hourly Total	0	2	147	0	3	1	0	0	153	152.30	1	0
Hourly Average	0.00	0.50	36.75	0.00	0.75	0.25	0.00	0.00	38.25	38.08	0.25	0.00
Session Total	1	9	1372	2	133	38	2	5	1562	1582.40	18	20
Session Average	0.02	0.19	28.58	0.04	2.77	0.79	0.04	0.10	32.54	32.97	0.38	0.42

Epsom
Classified Junction Count

Site 3 of 3
A24 Ashley Avenue
A24 South Street (South)
A24 South Street (North)

Lat/Long
lat 51.331135° lon -0.270433°

Date
Tuesday 12 November 2019

Weather
Cloudy
Temp: 6°C

0700 - 1900 (Tuesday 12H Session)

	Movement 3.1: Left from A24 Ashley Avenue to A24 South Street (South)								Original Data		OGV1	
TIME	P/CYCLE	M/CYCLE	CAR	TAXI	LGV	OGV1	OGV2	BUS/COACH	TOTAL	PCU TOTAL	Ambulances	Other
0700 - 0715	3	0	105	0	12	1	2	2	125	127.70	0	1
0715 - 0730	4	0	130	0	17	2	0	5	158	160.80	1	1
0730 - 0745	1	1	152	1	35	1	1	4	196	200.40	0	1
0745 - 0800	1	1	127	0	21	1	0	9	160	168.10	0	1
Hourly Total	9	2	514	1	85	5	3	20	639	657.00	1	4
Hourly Average	2.25	0.50	128.50	0.25	21.25	1.25	0.75	5.00	159.75	164.25	0.25	1.00
0800 - 0815	2	2	143	0	14	2	1	7	171	177.50	0	2
0815 - 0830	3	0	120	0	13	4	0	6	146	151.60	1	3
0830 - 0845	1	0	106	0	11	1	0	1	120	120.70	0	1
0845 - 0900	1	2	117	0	12	1	0	4	137	139.50	0	1
Hourly Total	7	4	486	0	50	8	1	18	574	589.30	1	7
Hourly Average	1.75	1.00	121.50	0.00	12.50	2.00	0.25	4.50	143.50	147.33	0.25	1.75
0900 - 0915	0	0	92	0	12	0	1	3	108	112.30	0	0
0915 - 0930	0	1	94	0	12	1	2	4	114	120.50	1	0
0930 - 0945	0	1	99	0	16	0	2	6	124	132.00	0	0
0945 - 1000	0	1	110	0	22	1	0	2	136	137.90	0	1
Hourly Total	0	3	395	0	62	2	5	15	482	502.70	1	1
Hourly Average	0.00	0.75	98.75	0.00	15.50	0.50	1.25	3.75	120.50	125.68	0.25	0.25
1000 - 1015	2	1	70	0	20	2	1	2	98	100.10	0	2
1015 - 1030	0	1	93	0	16	0	0	2	112	113.40	0	0
1030 - 1045	2	2	87	1	18	5	0	3	118	120.70	0	5
1045 - 1100	0	1	88	0	16	5	1	1	112	116.20	0	5
Hourly Total	4	5	338	1	70	12	2	8	440	450.40	0	12
Hourly Average	1.00	1.25	84.50	0.25	17.50	3.00	0.50	2.00	110.00	112.60	0.00	3.00
1100 - 1115	1	0	85	0	16	4	2	3	111	117.80	0	4
1115 - 1130	0	0	116	0	24	4	1	4	149	156.30	0	4
1130 - 1145	0	1	107	0	25	2	2	2	139	144.00	1	1
1145 - 1200	1	1	120	0	14	3	1	3	143	147.40	0	3
Hourly Total	2	2	428	0	79	13	6	12	542	565.50	1	12
Hourly Average	0.50	0.50	107.00	0.00	19.75	3.25	1.50	3.00	135.50	141.38	0.25	3.00
1200 - 1215	0	2	97	0	11	3	1	1	115	117.60	0	3
1215 - 1230	1	1	111	0	15	1	0	4	133	136.10	0	1
1230 - 1245	0	0	105	0	18	4	0	2	129	133.00	0	4
1245 - 1300	2	1	123	0	13	4	1	4	148	153.10	0	4
Hourly Total	3	4	436	0	57	12	2	11	525	539.80	0	12
Hourly Average	0.75	1.00	109.00	0.00	14.25	3.00	0.50	2.75	131.25	134.95	0.00	3.00
1300 - 1315	0	1	115	0	16	4	2	1	139	144.00	0	4
1315 - 1330	0	0	122	0	23	3	1	3	152	157.80	0	3
1330 - 1345	0	1	145	0	10	2	1	4	163	168.70	0	2
1345 - 1400	0	0	108	0	14	2	1	2	127	131.30	1	1
Hourly Total	0	2	490	0	63	11	5	10	581	601.80	1	10
Hourly Average	0.00	0.50	122.50	0.00	15.75	2.75	1.25	2.50	145.25	150.45	0.25	2.50
1400 - 1415	0	2	110	0	14	3	0	3	132	135.30	0	3
1415 - 1430	0	1	113	0	9	3	1	2	129	133.20	0	3
1430 - 1445	1	2	110	0	15	1	1	3	133	135.80	0	1
1445 - 1500	0	1	139	1	14	0	1	3	159	162.70	0	0
Hourly Total	1	6	472	1	52	7	3	11	553	567.00	0	7
Hourly Average	0.25	1.50	118.00	0.25	13.00	1.75	0.75	2.75	138.25	141.75	0.00	1.75
1500 - 1515	0	0	143	0	16	2	0	6	167	174.00	0	2
1515 - 1530	1	0	138	0	15	2	0	3	159	162.20	1	1
1530 - 1545	0	1	117	0	11	0	1	3	133	136.70	0	0
1545 - 1600	0	1	140	0	16	1	0	3	161	163.90	0	1
Hourly Total	1	2	538	0	58	5	1	15	620	636.80	1	4
Hourly Average	0.25	0.50	134.50	0.00	14.50	1.25	0.25	3.75	155.00	159.20	0.25	1.00
1600 - 1615	1	1	141	0	14	4	0	3	164	167.60	0	4
1615 - 1630	1	3	135	0	20	1	0	3	163	163.90	0	1
1630 - 1645	0	1	130	0	11	0	1	3	146	149.70	0	0
1645 - 1700	1	1	148	0	14	2	0	3	169	171.60	1	1
Hourly Total	3	6	554	0	59	7	1	12	642	652.80	1	6
Hourly Average	0.75	1.50	138.50	0.00	14.75	1.75	0.25	3.00	160.50	163.20	0.25	1.50
1700 - 1715	1	1	164	1	10	2	1	3	183	186.90	0	2
1715 - 1730	3	2	156	0	8	3	0	3	175	175.90	1	2
1730 - 1745	4	4	148	0	7	1	0	4	168	166.90	0	1
1745 - 1800	1	0	141	0	10	3	0	2	157	159.70	1	2
Hourly Total	9	7	609	1	35	9	1	12	683	689.40	2	7
Hourly Average	2.25	1.75	152.25	0.25	8.75	2.25	0.25	3.00	170.75	172.35	0.50	1.75
1800 - 1815	3	2	140	0	9	0	1	4	159	160.70	0	0
1815 - 1830	3	4	127	0	6	1	0	2	143	140.70	0	1
1830 - 1845	0	2	109	2	8	2	0	3	126	128.80	0	2
1845 - 1900	4	1	111	0	5	0	0	3	124	123.20	0	0
Hourly Total	10	9	487	2	28	3	1	12	552	553.40	0	3
Hourly Average	2.50	2.25	121.75	0.50	7.00	0.75	0.25	3.00	138.00	138.35	0.00	0.75
Session Total	49	52	5747	6	698	94	31	156	6833	7005.90	9	85
Session Average	1.02	1.08	119.73	0.13	14.54	1.96	0.65	3.25	142.35	145.96	0.19	1.77

Date
Wednesday 13 November 2019

Weather
Cloudy
Temp: 8°C

0700 - 1900 (Wednesday 12H Session)

	Movement 3.1: Left from A24 Ashley Avenue to A24 South Street (South)								Original Data		OGV1	
TIME	P/CYCLE	M/CYCLE	CAR	TAXI	LGV	OGV1	OGV2	BUS/COACH	TOTAL	PCU TOTAL	Ambulances	Other
0700 - 0715	1	2	111	0	11	2	1	3	131	134.30	0	2
0715 - 0730	0	1	131	0	11	2	1	4	150	155.70	0	2
0730 - 0745	2	1	161	1	19	1	2	3	190	193.90	0	1
0745 - 0800	0	2	136	0	21	5	0	5	169	175.30	0	5
Hourly Total	3	6	539	1	62	10	4	15	640	659.20	0	10
Hourly Average	0.75	1.50	134.75	0.25	15.50	2.50	1.00	3.75	160.00	164.80	0.00	2.50
0800 - 0815	2	0	138	0	14	3	1	9	167	177.20	0	3
0815 - 0830	3	2	149	0	20	1	0	4	179	179.90	0	1
0830 - 0845	0	1	122	0	27	4	0	0	154	155.40	0	4
0845 - 0900	1	0	101	0	21	3	2	4	132	139.30	0	3
Hourly Total	6	3	510	0	82	11	3	17	632	651.80	0	11
Hourly Average	1.50	0.75	127.50	0.00	20.50	2.75	0.75	4.25	158.00	162.95	0.00	2.75
0900 - 0915	0	1	77	0	7	2	0	3	90	93.40	0	2
0915 - 0930	1	0	121	0	17	2	1	6	148	155.50	0	2
0930 - 0945	0	2	129	0	8	0	0	4	143	145.80	0	0
0945 - 1000	1	0	88	0	9	3	1	2	104	108.00	0	3
Hourly Total	2	3	415	0	41	7	2	15	485	502.70	0	7
Hourly Average	0.50	0.75	103.75	0.00	10.25	1.75	0.50	3.75	121.25	125.68	0.00	1.75
1000 - 1015	1	1	93	0	13	4	1	3	116	120.90	0	4
1015 - 1030	1	1	83	0	11	4	3	3	106	113.50	0	4
1030 - 1045	0	1	81	0	13	5	0	1	101	103.90	0	5
1045 - 1100	0	1	82	0	14	4	3	2	106	113.30	0	4
Hourly Total	2	4	339	0	51	17	7	9	429	451.60	0	17
Hourly Average	0.50	1.00	84.75	0.00	12.75	4.25	1.75	2.25	107.25	112.90	0.00	4.25
1100 - 1115	0	0	88	0	17	3	0	3	111	115.50	0	3
1115 - 1130	0	1	94	1	20	3	1	6	126	134.20	0	3
1130 - 1145	0	2	98	1	24	2	0	1	128	128.80	0	2
1145 - 1200	0	0	94	0	18	2	0	2	116	119.00	0	2
Hourly Total	0	3	374	2	79	10	1	12	481	497.50	0	10
Hourly Average	0.00	0.75	93.50	0.50	19.75	2.50	0.25	3.00	120.25	124.38	0.00	2.50
1200 - 1215	0	0	109	0	16	1	2	2	130	135.10	0	1
1215 - 1230	0	0	109	0	14	7	2	3	135	144.10	0	7
1230 - 1245	1	2	116	0	18	4	0	3	144	147.00	0	4
1245 - 1300	1	2	135	1	18	2	0	3	162	164.00	0	2
Hourly Total	2	4	469	1	66	14	4	11	571	590.20	0	14
Hourly Average	0.50	1.00	117.25	0.25	16.50	3.50	1.00	2.75	142.75	147.55	0.00	3.50
1300 - 1315	0	0	115	0	12	3	0	2	132	135.50	0	3
1315 - 1330	1	0	127	1	17	1	1	4	152	157.00	0	1
1330 - 1345	0	0	103	0	18	1	1	2	125	128.80	0	1
1345 - 1400	0	0	125	0	12	4	0	2	143	147.00	0	4
Hourly Total	1	0	470	1	59	9	2	10	552	568.30	0	9
Hourly Average	0.25	0.00	117.50	0.25	14.75	2.25	0.50	2.50	138.00	142.08	0.00	2.25
1400 - 1415	0	3	110	0	13	1	0	4	131	133.70	0	1
1415 - 1430	2	0	107	1	13	1	0	2	126	126.90	0	1
1430 - 1445	0	2	126	1	10	4	1	3	147	152.10	0	4
1445 - 1500	0	3	143	0	17	2	0	2	167	168.20	0	2
Hourly Total	2	8	486	2	53	8	1	11	571	580.90	0	8
Hourly Average	0.50	2.00	121.50	0.50	13.25	2.00	0.25	2.75	142.75	145.23	0.00	2.00
1500 - 1515	2	1	141	0	9	6	0	6	165	171.80	0	6
1515 - 1530	1	1	134	0	12	3	0	5	156	161.10	0	3
1530 - 1545	0	1	117	0	15	2	0	3	138	141.40	0	2
1545 - 1600	2	2	130	0	10	2	0	2	148	148.20	0	2
Hourly Total	5	5	522	0	46	13	0	16	607	622.50	0	13
Hourly Average	1.25	1.25	130.50	0.00	11.50	3.25	0.00	4.00	151.75	155.63	0.00	3.25
1600 - 1615	0	0	123	0	12	2	2	4	143	150.60	0	2
1615 - 1630	0	2	143	0	13	2	0	3	163	165.80	0	2
1630 - 1645	1	2	147	0	13	0	0	3	166	167.00	0	0
1645 - 1700	1	1	148	0	13	1	0	3	167	169.10	0	1
Hourly Total	2	5	561	0	51	5	2	13	639	652.50	0	5
Hourly Average	0.50	1.25	140.25	0.00	12.75	1.25	0.50	3.25	159.75	163.13	0.00	1.25
1700 - 1715	2	0	164	1	10	0	0	3	180	181.40	0	0
1715 - 1730	2	1	123	0	10	2	0	4	142	144.80	0	2
1730 - 1745	1	2	139	0	12	2	0	4	160	163.00	0	2
1745 - 1800	2	1	159	0	10	1	1	2	176	177.60	0	1
Hourly Total	7	4	585	1	42	5	1	13	658	666.80	0	5
Hourly Average	1.75	1.00	146.25	0.25	10.50	1.25	0.25	3.25	164.50	166.70	0.00	1.25
1800 - 1815	5	1	159	0	6	0	0	4	175	174.40	0	0
1815 - 1830	3	4	124	0	7	2	2	4	146	148.80	0	2
1830 - 1845	5	3	118	0	5	0	0	2	133	129.20	0	0
1845 - 1900	3	0	138	1	5	2	0	3	152	153.60	0	2
Hourly Total	16	8	539	1	23	4	2	13	606	606.00	0	4
Hourly Average	4.00	2.00	134.75	0.25	5.75	1.00	0.50	3.25	151.50	151.50	0.00	1.00
Session Total	48	53	5809	9	655	113	29	155	6871	7050.00	0	113
Session Average	1.00	1.10	121.02	0.19	13.65	2.35	0.60	3.23	143.15	146.88	0.00	2.35

Epsom
Classified Junction Count

Site 3 of 3
A24 Ashley Avenue
A24 South Street (South)
A24 South Street (North)

Lat/Long
lat 51.331135° lon -0.270433°

Date
Tuesday 12 November 2019

Weather
Cloudy
Temp: 6°C

0700 - 1900 (Tuesday 12H Session)

	Movement 3.2: Right from A24 Ashley Avenue to A24 South Street (North)								Original Data		OGV1	
TIME	P/CYCLE	M/CYCLE	CAR	TAXI	LGV	OGV1	OGV2	BUS/COACH	TOTAL	PCU TOTAL	Ambulances	Other
0700 - 0715	0	0	88	0	25	0	1	4	118	123.30	0	0
0715 - 0730	0	0	80	1	19	0	1	3	104	108.30	0	0
0730 - 0745	0	0	70	1	18	5	0	4	98	104.50	0	5
0745 - 0800	0	2	112	1	10	2	0	3	130	132.80	0	2
Hourly Total	0	2	350	3	72	7	2	14	450	468.90	0	7
Hourly Average	0.00	0.50	87.50	0.75	18.00	1.75	0.50	3.50	112.50	117.23	0.00	1.75
0800 - 0815	0	1	90	0	10	2	0	3	106	109.40	0	2
0815 - 0830	0	1	127	2	2	0	1	5	138	143.70	0	0
0830 - 0845	0	1	110	0	11	4	0	5	131	137.40	0	4
0845 - 0900	0	0	78	2	9	2	1	3	95	100.30	0	2
Hourly Total	0	3	405	4	32	8	2	16	470	490.80	0	8
Hourly Average	0.00	0.75	101.25	1.00	8.00	2.00	0.50	4.00	117.50	122.70	0.00	2.00
0900 - 0915	0	1	120	3	11	4	0	5	144	150.40	0	4
0915 - 0930	0	0	85	2	16	2	0	4	109	114.00	0	2
0930 - 0945	0	0	80	0	14	2	0	4	100	105.00	0	2
0945 - 1000	0	0	66	0	10	2	0	5	83	89.00	0	2
Hourly Total	0	1	351	5	51	10	0	18	436	458.40	0	10
Hourly Average	0.00	0.25	87.75	1.25	12.75	2.50	0.00	4.50	109.00	114.60	0.00	2.50
1000 - 1015	0	1	79	2	15	2	1	4	104	109.70	0	2
1015 - 1030	1	2	83	0	18	2	1	4	111	115.30	0	2
1030 - 1045	0	0	56	0	5	7	0	5	73	81.50	0	7
1045 - 1100	0	0	76	3	12	6	0	2	99	104.00	0	6
Hourly Total	1	3	294	5	50	17	2	15	387	410.50	0	17
Hourly Average	0.25	0.75	73.50	1.25	12.50	4.25	0.50	3.75	96.75	102.63	0.00	4.25
1100 - 1115	0	0	70	0	11	4	0	3	88	93.00	0	4
1115 - 1130	0	0	80	0	23	1	1	5	110	116.80	0	1
1130 - 1145	0	0	96	0	13	1	0	3	113	116.50	0	1
1145 - 1200	0	1	92	3	17	5	0	2	120	123.90	0	5
Hourly Total	0	1	338	3	64	11	1	13	431	450.20	0	11
Hourly Average	0.00	0.25	84.50	0.75	16.00	2.75	0.25	3.25	107.75	112.55	0.00	2.75
1200 - 1215	5	0	79	0	12	1	1	4	102	103.80	0	1
1215 - 1230	0	3	110	0	10	3	1	3	130	134.00	0	3
1230 - 1245	0	3	95	3	11	2	0	3	117	119.20	0	2
1245 - 1300	0	0	92	0	10	0	0	7	109	116.00	0	0
Hourly Total	5	6	376	3	43	6	2	17	458	473.00	0	6
Hourly Average	1.25	1.50	94.00	0.75	10.75	1.50	0.50	4.25	114.50	118.25	0.00	1.50
1300 - 1315	0	0	98	2	14	1	0	4	119	123.50	0	1
1315 - 1330	0	0	106	2	8	3	0	5	124	130.50	0	3
1330 - 1345	0	1	89	1	14	1	1	3	110	114.20	0	1
1345 - 1400	0	2	73	0	9	2	1	6	93	100.10	0	2
Hourly Total	0	3	366	5	45	7	2	18	446	468.30	0	7
Hourly Average	0.00	0.75	91.50	1.25	11.25	1.75	0.50	4.50	111.50	117.08	0.00	1.75
1400 - 1415	0	1	106	2	15	2	3	3	132	139.30	1	1
1415 - 1430	0	0	106	3	15	4	3	3	134	142.90	0	4
1430 - 1445	0	0	90	0	14	3	1	3	111	116.80	0	3
1445 - 1500	0	0	128	1	6	1	1	3	140	144.80	0	1
Hourly Total	0	1	430	6	50	10	8	12	517	543.80	1	9
Hourly Average	0.00	0.25	107.50	1.50	12.50	2.50	2.00	3.00	129.25	135.95	0.25	2.25
1500 - 1515	0	1	96	0	17	4	0	2	120	123.40	0	4
1515 - 1530	0	1	90	3	9	0	1	3	107	110.70	0	0
1530 - 1545	0	1	97	0	6	0	0	2	106	107.40	0	0
1545 - 1600	0	0	140	1	9	1	0	4	155	159.50	0	1
Hourly Total	0	3	423	4	41	5	1	11	488	501.00	0	5
Hourly Average	0.00	0.75	105.75	1.00	10.25	1.25	0.25	2.75	122.00	125.25	0.00	1.25
1600 - 1615	0	0	84	0	9	1	1	4	99	104.80	0	1
1615 - 1630	0	2	98	0	12	1	0	4	117	120.30	0	1
1630 - 1645	0	0	102	1	12	1	0	4	120	124.50	1	0
1645 - 1700	0	0	131	2	20	2	0	5	160	166.00	2	0
Hourly Total	0	2	415	3	53	5	1	17	496	515.60	3	2
Hourly Average	0.00	0.50	103.75	0.75	13.25	1.25	0.25	4.25	124.00	128.90	0.75	0.50
1700 - 1715	0	1	133	0	11	1	0	6	152	157.90	0	1
1715 - 1730	1	1	140	0	7	0	0	2	151	151.60	0	0
1730 - 1745	2	2	133	3	8	0	0	4	152	153.20	0	0
1745 - 1800	0	1	128	0	10	0	0	5	144	148.40	0	0
Hourly Total	3	5	534	3	36	1	0	17	599	611.10	0	1
Hourly Average	0.75	1.25	133.50	0.75	9.00	0.25	0.00	4.25	149.75	152.78	0.00	0.25
1800 - 1815	1	0	133	1	12	0	1	3	151	154.50	0	0
1815 - 1830	0	1	103	0	3	0	0	6	113	118.40	0	0
1830 - 1845	1	2	116	2	4	0	0	3	128	129.00	0	0
1845 - 1900	0	1	102	1	10	1	0	3	118	120.90	0	1
Hourly Total	2	4	454	4	29	1	1	15	510	522.80	0	1
Hourly Average	0.50	1.00	113.50	1.00	7.25	0.25	0.25	3.75	127.50	130.70	0.00	0.25
Session Total	11	34	4736	48	566	88	22	183	5688	5914.40	4	84
Session Average	0.23	0.71	98.67	1.00	11.79	1.83	0.46	3.81	118.50	123.22	0.08	1.75

Date
Wednesday 13 November 2019

Weather
Cloudy
Temp: 8°C

0700 - 1900 (Wednesday 12H Session)

	Movement 3.2: Right from A24 Ashley Avenue to A24 South Street (North)								Original Data		OGV1	
TIME	P/CYCLE	M/CYCLE	CAR	TAXI	LGV	OGV1	OGV2	BUS/COACH	TOTAL	PCU TOTAL	Ambulances	Other
0700 - 0715	0	1	68	0	16	0	0	7	92	98.40	0	0
0715 - 0730	0	0	80	0	23	0	0	4	107	111.00	0	0
0730 - 0745	1	2	83	0	9	1	0	4	100	102.50	0	1
0745 - 0800	0	2	121	0	13	2	1	4	143	148.10	0	2
Hourly Total	1	5	352	0	61	3	1	19	442	460.00	0	3
Hourly Average	0.25	1.25	88.00	0.00	15.25	0.75	0.25	4.75	110.50	115.00	0.00	0.75
0800 - 0815	0	1	120	0	3	1	0	2	127	128.90	0	1
0815 - 0830	1	0	135	0	4	1	0	5	146	150.70	0	1
0830 - 0845	0	1	77	0	9	2	0	4	93	97.40	0	2
0845 - 0900	2	0	120	1	14	1	1	4	143	147.20	0	1
Hourly Total	3	2	452	1	30	5	1	15	509	524.20	0	5
Hourly Average	0.75	0.50	113.00	0.25	7.50	1.25	0.25	3.75	127.25	131.05	0.00	1.25
0900 - 0915	0	0	76	0	8	1	0	3	88	91.50	0	1
0915 - 0930	1	0	82	0	9	5	2	5	104	113.30	0	5
0930 - 0945	0	1	81	0	16	2	0	5	105	110.40	0	2
0945 - 1000	1	2	80	0	16	1	0	4	104	106.50	0	1
Hourly Total	2	3	319	0	49	9	2	17	401	421.70	0	9
Hourly Average	0.50	0.75	79.75	0.00	12.25	2.25	0.50	4.25	100.25	105.43	0.00	2.25
1000 - 1015	0	0	79	0	13	1	0	3	96	99.50	0	1
1015 - 1030	0	1	89	0	16	5	0	1	112	114.90	0	5
1030 - 1045	0	0	78	0	14	2	0	4	98	103.00	0	2
1045 - 1100	0	0	78	0	14	2	0	3	97	101.00	0	2
Hourly Total	0	1	324	0	57	10	0	11	403	418.40	0	10
Hourly Average	0.00	0.25	81.00	0.00	14.25	2.50	0.00	2.75	100.75	104.60	0.00	2.50
1100 - 1115	0	0	87	0	13	4	0	3	107	112.00	0	4
1115 - 1130	0	0	84	0	15	0	0	3	102	105.00	0	0
1130 - 1145	0	3	90	0	19	3	0	5	120	124.70	0	3
1145 - 1200	0	4	99	0	12	1	0	3	119	120.10	0	1
Hourly Total	0	7	360	0	59	8	0	14	448	461.80	0	8
Hourly Average	0.00	1.75	90.00	0.00	14.75	2.00	0.00	3.50	112.00	115.45	0.00	2.00
1200 - 1215	0	1	100	0	11	0	0	3	115	117.40	0	0
1215 - 1230	0	2	92	0	18	4	0	5	121	126.80	0	4
1230 - 1245	1	3	78	0	10	0	0	5	97	99.40	0	0
1245 - 1300	0	1	96	0	17	6	1	5	126	134.70	0	6
Hourly Total	1	7	366	0	56	10	1	18	459	478.30	0	10
Hourly Average	0.25	1.75	91.50	0.00	14.00	2.50	0.25	4.50	114.75	119.58	0.00	2.50
1300 - 1315	0	1	92	0	11	2	0	2	108	110.40	0	2
1315 - 1330	1	4	63	1	11	2	0	3	85	85.80	0	2
1330 - 1345	0	2	104	0	12	3	0	4	125	129.30	0	3
1345 - 1400	0	3	86	1	9	2	1	6	108	114.50	0	2
Hourly Total	1	10	345	2	43	9	1	15	426	440.00	0	9
Hourly Average	0.25	2.50	86.25	0.50	10.75	2.25	0.25	3.75	106.50	110.00	0.00	2.25
1400 - 1415	0	1	86	0	11	1	1	2	102	105.20	0	1
1415 - 1430	0	1	96	0	9	2	0	5	113	118.40	1	1
1430 - 1445	0	2	116	0	5	1	0	3	127	129.30	0	1
1445 - 1500	1	0	107	0	9	0	1	4	122	126.50	0	0
Hourly Total	1	4	405	0	34	4	2	14	464	479.40	1	3
Hourly Average	0.25	1.00	101.25	0.00	8.50	1.00	0.50	3.50	116.00	119.85	0.25	0.75
1500 - 1515	0	0	108	0	11	2	0	2	123	126.00	0	2
1515 - 1530	0	0	85	0	4	0	0	2	91	93.00	0	0
1530 - 1545	0	1	114	0	8	0	1	3	127	130.70	0	0
1545 - 1600	0	1	87	0	9	1	0	4	102	105.90	0	1
Hourly Total	0	2	394	0	32	3	1	11	443	455.60	0	3
Hourly Average	0.00	0.50	98.50	0.00	8.00	0.75	0.25	2.75	110.75	113.90	0.00	0.75
1600 - 1615	0	1	104	0	9	1	0	4	119	122.90	0	1
1615 - 1630	0	0	105	0	11	1	0	3	120	123.50	0	1
1630 - 1645	0	0	111	0	8	0	2	3	124	129.60	0	0
1645 - 1700	0	0	115	0	12	1	0	6	134	140.50	0	1
Hourly Total	0	1	435	0	40	3	2	16	497	516.50	0	3
Hourly Average	0.00	0.25	108.75	0.00	10.00	0.75	0.50	4.00	124.25	129.13	0.00	0.75
1700 - 1715	2	0	91	0	8	0	1	3	105	107.70	0	0
1715 - 1730	1	2	136	0	7	0	0	5	151	154.00	0	0
1730 - 1745	3	2	114	0	10	1	1	2	133	133.20	0	1
1745 - 1800	0	2	114	0	11	0	0	6	133	137.80	0	0
Hourly Total	6	6	455	0	36	1	2	16	522	532.70	0	1
Hourly Average	1.50	1.50	113.75	0.00	9.00	0.25	0.50	4.00	130.50	133.18	0.00	0.25
1800 - 1815	2	1	105	0	7	0	0	1	116	114.80	0	0
1815 - 1830	0	1	108	0	2	0	0	6	117	122.40	0	0
1830 - 1845	0	0	75	0	3	1	0	3	82	85.50	0	1
1845 - 1900	0	0	82	0	5	0	0	1	88	89.00	0	0
Hourly Total	2	2	370	0	17	1	0	11	403	411.70	0	1
Hourly Average	0.50	0.50	92.50	0.00	4.25	0.25	0.00	2.75	100.75	102.93	0.00	0.25
Session Total	17	50	4577	3	514	66	13	177	5417	5600.30	1	65
Session Average	0.35	1.04	95.35	0.06	10.71	1.38	0.27	3.69	112.85	116.67	0.02	1.35

Epsom
Classified Junction Count

Site 3 of 3
A24 Ashley Avenue
A24 South Street (South)
A24 South Street (North)

Lat/Long
lat 51.331135° lon -0.270433°

Date
Tuesday 12 November 2019

Weather
Cloudy
Temp: 6°C

0700 - 1900 (Tuesday 12H Session)

	Movement 3.3: Left from A24 South Street (South) to A24 South Street (North)								Original Data		OGV1	
TIME	P/CYCLE	M/CYCLE	CAR	TAXI	LGV	OGV1	OGV2	BUS/COACH	TOTAL	PCU TOTAL	Ambulances	Other
0700 - 0715	4	2	139	0	23	2	1	2	173	172.90	0	2
0715 - 0730	7	1	174	0	24	7	1	2	216	216.60	0	7
0730 - 0745	5	1	158	1	26	1	1	3	196	196.20	0	1
0745 - 0800	7	2	151	0	25	3	2	1	191	189.30	0	3
Hourly Total	23	6	622	1	98	13	5	8	776	775.00	0	13
Hourly Average	5.75	1.50	155.50	0.25	24.50	3.25	1.25	2.00	194.00	193.75	0.00	3.25
0800 - 0815	1	2	194	0	12	2	0	6	217	222.00	0	2
0815 - 0830	3	2	128	0	11	1	0	2	147	145.90	0	1
0830 - 0845	2	0	118	0	14	2	1	7	144	151.70	1	1
0845 - 0900	0	2	164	1	12	4	0	10	193	203.80	0	4
Hourly Total	6	6	604	1	49	9	1	25	701	723.40	1	8
Hourly Average	1.50	1.50	151.00	0.25	12.25	2.25	0.25	6.25	175.25	180.85	0.25	2.00
0900 - 0915	2	0	129	1	14	3	0	1	150	150.90	1	2
0915 - 0930	0	0	125	0	29	3	0	4	161	166.50	0	3
0930 - 0945	1	0	129	0	25	5	1	4	165	172.00	0	5
0945 - 1000	1	0	122	0	21	7	0	2	153	157.70	1	6
Hourly Total	4	0	505	1	89	18	1	11	629	647.10	2	16
Hourly Average	1.00	0.00	126.25	0.25	22.25	4.50	0.25	2.75	157.25	161.78	0.50	4.00
1000 - 1015	1	0	126	0	15	4	1	2	149	153.50	0	4
1015 - 1030	1	4	128	0	17	3	0	4	157	159.30	0	3
1030 - 1045	1	0	99	0	21	1	0	1	123	123.70	0	1
1045 - 1100	1	0	108	0	16	2	1	8	136	145.50	0	2
Hourly Total	4	4	461	0	69	10	2	15	565	582.00	0	10
Hourly Average	1.00	1.00	115.25	0.00	17.25	2.50	0.50	3.75	141.25	145.50	0.00	2.50
1100 - 1115	2	5	82	0	17	2	2	3	113	115.00	0	2
1115 - 1130	2	3	88	0	18	2	3	2	118	121.50	1	1
1130 - 1145	1	1	136	0	13	4	0	3	158	161.60	1	3
1145 - 1200	1	1	107	1	19	4	2	2	137	142.20	0	4
Hourly Total	6	10	413	1	67	12	7	10	526	540.30	2	10
Hourly Average	1.50	2.50	103.25	0.25	16.75	3.00	1.75	2.50	131.50	135.08	0.50	2.50
1200 - 1215	0	2	137	0	24	2	1	4	170	175.10	0	2
1215 - 1230	2	0	122	0	20	7	0	2	153	156.90	0	7
1230 - 1245	1	0	125	0	24	0	0	4	154	157.20	0	0
1245 - 1300	3	0	114	0	21	1	0	2	141	141.10	0	1
Hourly Total	6	2	498	0	89	10	1	12	618	630.30	0	10
Hourly Average	1.50	0.50	124.50	0.00	22.25	2.50	0.25	3.00	154.50	157.58	0.00	2.50
1300 - 1315	4	2	120	0	18	1	1	0	146	143.40	0	1
1315 - 1330	1	2	100	0	14	5	0	4	126	130.50	0	5
1330 - 1345	0	2	125	0	23	3	3	2	158	164.20	0	3
1345 - 1400	0	1	136	0	13	4	0	5	159	165.40	0	4
Hourly Total	5	7	481	0	68	13	4	11	589	603.50	0	13
Hourly Average	1.25	1.75	120.25	0.00	17.00	3.25	1.00	2.75	147.25	150.88	0.00	3.25
1400 - 1415	1	1	128	0	15	2	0	2	149	150.60	1	1
1415 - 1430	1	1	137	0	14	3	0	3	159	162.10	1	2
1430 - 1445	1	2	148	0	20	2	1	3	177	180.30	1	1
1445 - 1500	0	3	132	0	19	4	0	3	161	164.20	0	4
Hourly Total	3	7	545	0	68	11	1	11	646	657.20	3	8
Hourly Average	0.75	1.75	136.25	0.00	17.00	2.75	0.25	2.75	161.50	164.30	0.75	2.00
1500 - 1515	0	0	137	0	23	2	0	5	167	173.00	0	2
1515 - 1530	1	3	137	0	21	2	0	7	171	176.40	0	2
1530 - 1545	1	1	153	0	27	5	0	5	192	198.10	0	5
1545 - 1600	0	2	154	0	17	6	1	4	184	191.10	0	6
Hourly Total	2	6	581	0	88	15	1	21	714	738.60	0	15
Hourly Average	0.50	1.50	145.25	0.00	22.00	3.75	0.25	5.25	178.50	184.65	0.00	3.75
1600 - 1615	2	3	161	2	20	1	0	2	191	190.10	1	0
1615 - 1630	0	2	161	0	17	3	1	5	189	195.60	2	1
1630 - 1645	2	2	183	0	16	1	0	4	208	209.70	0	1
1645 - 1700	0	1	192	0	14	1	0	5	213	217.90	1	0
Hourly Total	4	8	697	2	67	6	1	16	801	813.30	4	2
Hourly Average	1.00	2.00	174.25	0.50	16.75	1.50	0.25	4.00	200.25	203.33	1.00	0.50
1700 - 1715	0	1	185	0	10	1	0	2	199	200.90	0	1
1715 - 1730	0	1	202	0	9	0	0	5	217	221.40	0	0
1730 - 1745	1	2	215	0	11	0	0	2	231	231.00	0	0
1745 - 1800	0	0	205	0	12	0	0	5	222	227.00	0	0
Hourly Total	1	4	807	0	42	1	0	14	869	880.30	0	1
Hourly Average	0.25	1.00	201.75	0.00	10.50	0.25	0.00	3.50	217.25	220.08	0.00	0.25
1800 - 1815	1	0	201	1	10	0	0	3	216	218.20	0	0
1815 - 1830	1	3	189	0	10	2	0	4	209	211.40	0	2
1830 - 1845	2	5	178	0	9	1	0	3	198	196.90	0	1
1845 - 1900	0	0	166	1	6	0	0	2	175	177.00	0	0
Hourly Total	4	8	734	2	35	3	0	12	798	803.50	0	3
Hourly Average	1.00	2.00	183.50	0.50	8.75	0.75	0.00	3.00	199.50	200.88	0.00	0.75
Session Total	68	68	6948	8	829	121	24	166	8232	8394.50	12	109
Session Average	1.42	1.42	144.75	0.17	17.27	2.52	0.50	3.46	171.50	174.89	0.25	2.27

Date
Wednesday 13 November 2019

Weather
Cloudy
Temp: 8°C

0700 - 1900 (Wednesday 12H Session)

	Movement 3.3: Left from A24 South Street (South) to A24 South Street (North)								Original Data		OGV1	
TIME	P/CYCLE	M/CYCLE	CAR	TAXI	LGV	OGV1	OGV2	BUS/COACH	TOTAL	PCU TOTAL	Ambulances	Other
0700 - 0715	5	2	137	0	26	1	1	3	175	174.60	0	1
0715 - 0730	3	0	158	0	28	4	2	4	199	205.20	0	4
0730 - 0745	3	5	169	1	31	4	0	2	215	213.60	0	4
0745 - 0800	1	3	139	0	30	3	0	2	178	178.90	1	2
Hourly Total	12	10	603	1	115	12	3	11	767	772.30	1	11
Hourly Average	3.00	2.50	150.75	0.25	28.75	3.00	0.75	2.75	191.75	193.08	0.25	2.75
0800 - 0815	0	2	180	0	19	1	1	3	206	209.60	1	0
0815 - 0830	2	2	155	0	13	0	0	4	176	177.20	0	0
0830 - 0845	4	1	152	0	11	2	2	11	183	193.80	0	2
0845 - 0900	1	0	163	0	12	1	0	3	180	182.70	0	1
Hourly Total	7	5	650	0	55	4	3	21	745	763.30	1	3
Hourly Average	1.75	1.25	162.50	0.00	13.75	1.00	0.75	5.25	186.25	190.83	0.25	0.75
0900 - 0915	0	2	129	0	22	3	2	5	163	170.90	0	3
0915 - 0930	2	1	114	0	19	7	1	2	146	150.60	0	7
0930 - 0945	0	1	141	0	18	4	0	3	167	171.40	0	4
0945 - 1000	0	0	106	0	18	2	0	3	129	133.00	0	2
Hourly Total	2	4	490	0	77	16	3	13	605	625.90	0	16
Hourly Average	0.50	1.00	122.50	0.00	19.25	4.00	0.75	3.25	151.25	156.48	0.00	4.00
1000 - 1015	0	0	111	0	13	8	0	3	135	142.00	0	8
1015 - 1030	0	0	120	1	19	4	3	2	149	156.90	0	4
1030 - 1045	2	0	134	0	18	4	1	4	163	168.70	0	4
1045 - 1100	0	1	100	0	24	2	1	1	129	131.70	0	2
Hourly Total	2	1	465	1	74	18	5	10	576	599.30	0	18
Hourly Average	0.50	0.25	116.25	0.25	18.50	4.50	1.25	2.50	144.00	149.83	0.00	4.50
1100 - 1115	1	1	128	0	19	5	1	4	159	165.40	0	5
1115 - 1130	0	4	144	0	24	2	1	1	176	176.90	0	2
1130 - 1145	0	1	121	0	24	6	0	4	156	162.40	0	6
1145 - 1200	3	2	115	0	21	2	0	4	147	148.40	0	2
Hourly Total	4	8	508	0	88	15	2	13	638	653.10	0	15
Hourly Average	1.00	2.00	127.00	0.00	22.00	3.75	0.50	3.25	159.50	163.28	0.00	3.75
1200 - 1215	1	2	121	0	23	0	1	4	152	155.30	0	0
1215 - 1230	1	3	152	0	22	2	1	2	183	184.70	0	2
1230 - 1245	1	2	103	0	16	2	1	3	128	131.30	0	2
1245 - 1300	1	1	128	0	17	2	0	3	152	154.60	0	2
Hourly Total	4	8	504	0	78	6	3	12	615	625.90	0	6
Hourly Average	1.00	2.00	126.00	0.00	19.50	1.50	0.75	3.00	153.75	156.48	0.00	1.50
1300 - 1315	1	1	95	0	13	5	1	1	117	120.40	0	5
1315 - 1330	1	1	126	0	21	2	1	3	155	158.90	0	2
1330 - 1345	2	1	107	0	18	3	0	2	133	134.30	0	3
1345 - 1400	2	2	104	0	19	2	2	5	136	141.80	0	2
Hourly Total	6	5	432	0	71	12	4	11	541	555.40	0	12
Hourly Average	1.50	1.25	108.00	0.00	17.75	3.00	1.00	2.75	135.25	138.85	0.00	3.00
1400 - 1415	2	5	95	0	12	2	2	3	121	123.00	0	2
1415 - 1430	1	2	155	0	16	1	1	3	179	181.80	0	1
1430 - 1445	0	3	122	0	14	3	0	1	143	143.70	0	3
1445 - 1500	0	1	137	0	14	1	0	3	156	158.90	0	1
Hourly Total	3	11	509	0	56	7	3	10	599	607.40	0	7
Hourly Average	0.75	2.75	127.25	0.00	14.00	1.75	0.75	2.50	149.75	151.85	0.00	1.75
1500 - 1515	3	2	143	0	14	7	0	5	174	178.90	0	7
1515 - 1530	0	0	153	0	15	2	0	8	178	187.00	0	2
1530 - 1545	2	1	154	0	12	4	0	4	177	180.80	0	4
1545 - 1600	2	0	158	0	13	1	0	4	178	180.90	0	1
Hourly Total	7	3	608	0	54	14	0	21	707	727.60	0	14
Hourly Average	1.75	0.75	152.00	0.00	13.50	3.50	0.00	5.25	176.75	181.90	0.00	3.50
1600 - 1615	1	1	164	0	21	4	1	3	195	199.90	0	4
1615 - 1630	1	0	178	0	17	1	0	4	201	204.70	0	1
1630 - 1645	2	1	161	0	23	0	0	5	192	194.80	0	0
1645 - 1700	2	3	167	0	18	2	0	4	196	197.60	0	2
Hourly Total	6	5	670	0	79	7	1	16	784	797.00	0	7
Hourly Average	1.50	1.25	167.50	0.00	19.75	1.75	0.25	4.00	196.00	199.25	0.00	1.75
1700 - 1715	2	2	184	0	15	2	0	5	210	213.20	0	2
1715 - 1730	1	3	184	0	11	0	0	3	202	202.40	0	0
1730 - 1745	0	2	188	0	7	0	0	3	200	201.80	0	0
1745 - 1800	2	1	190	0	8	0	0	5	206	208.80	0	0
Hourly Total	5	8	746	0	41	2	0	16	818	826.20	0	2
Hourly Average	1.25	2.00	186.50	0.00	10.25	0.50	0.00	4.00	204.50	206.55	0.00	0.50
1800 - 1815	2	1	189	0	6	3	0	4	205	208.30	0	3
1815 - 1830	0	1	187	2	5	3	0	3	201	204.90	0	3
1830 - 1845	0	2	170	0	8	0	0	3	183	184.80	0	0
1845 - 1900	0	0	161	0	9	1	2	2	175	180.10	0	1
Hourly Total	2	4	707	2	28	7	2	12	764	778.10	0	7
Hourly Average	0.50	1.00	176.75	0.50	7.00	1.75	0.50	3.00	191.00	194.53	0.00	1.75
Session Total	60	72	6892	4	816	120	29	166	8159	8331.50	2	118
Session Average	1.25	1.50	143.58	0.08	17.00	2.50	0.60	3.46	169.98	173.57	0.04	2.46

Epsom
Classified Junction Count

Site 3 of 3
A24 Ashley Avenue
A24 South Street (South)
A24 South Street (North)

Lat/Long
lat 51.331135° lon -0.270433°

Date
Tuesday 12 November 2019

Weather
Cloudy
Temp: 6°C

0700 - 1900 (Tuesday 12H Session)

	Movement 3.4: Right from A24 South Street (South) to A24 Ashley Avenue								Original Data		OGV1	
TIME	P/CYCLE	M/CYCLE	CAR	TAXI	LGV	OGV1	OGV2	BUS/COACH	TOTAL	PCU TOTAL	Ambulances	Other
0700 - 0715	1	0	8	0	0	0	0	0	9	8.20	0	0
0715 - 0730	0	0	4	0	0	0	0	0	4	4.00	0	0
0730 - 0745	0	0	5	0	1	0	0	0	6	6.00	0	0
0745 - 0800	0	1	7	0	0	0	0	0	8	7.40	0	0
Hourly Total	1	1	24	0	1	0	0	0	27	25.60	0	0
Hourly Average	0.25	0.25	6.00	0.00	0.25	0.00	0.00	0.00	6.75	6.40	0.00	0.00
0800 - 0815	0	0	9	0	0	0	0	0	9	9.00	0	0
0815 - 0830	0	0	3	0	0	0	0	0	3	3.00	0	0
0830 - 0845	0	0	7	0	0	0	0	0	7	7.00	0	0
0845 - 0900	0	0	19	0	0	0	0	0	19	19.00	0	0
Hourly Total	0	0	38	0	0	0	0	0	38	38.00	0	0
Hourly Average	0.00	0.00	9.50	0.00	0.00	0.00	0.00	0.00	9.50	9.50	0.00	0.00
0900 - 0915	0	0	22	0	0	0	0	0	22	22.00	0	0
0915 - 0930	0	0	29	0	1	0	0	0	30	30.00	0	0
0930 - 0945	0	0	17	0	0	0	0	0	17	17.00	0	0
0945 - 1000	0	0	23	0	0	0	0	0	23	23.00	0	0
Hourly Total	0	0	91	0	1	0	0	0	92	92.00	0	0
Hourly Average	0.00	0.00	22.75	0.00	0.25	0.00	0.00	0.00	23.00	23.00	0.00	0.00
1000 - 1015	0	0	19	0	1	0	0	0	20	20.00	0	0
1015 - 1030	0	2	20	0	0	1	0	0	23	22.30	0	1
1030 - 1045	0	0	24	0	1	0	0	0	25	25.00	0	0
1045 - 1100	1	0	24	0	0	0	0	0	25	24.20	0	0
Hourly Total	1	2	87	0	2	1	0	0	93	91.50	0	1
Hourly Average	0.25	0.50	21.75	0.00	0.50	0.25	0.00	0.00	23.25	22.88	0.00	0.25
1100 - 1115	0	0	26	0	0	0	0	0	26	26.00	0	0
1115 - 1130	0	0	15	0	0	1	0	0	16	16.50	0	1
1130 - 1145	0	0	16	0	0	0	0	0	16	16.00	0	0
1145 - 1200	0	0	15	0	0	0	0	0	15	15.00	0	0
Hourly Total	0	0	72	0	0	1	0	0	73	73.50	0	1
Hourly Average	0.00	0.00	18.00	0.00	0.00	0.25	0.00	0.00	18.25	18.38	0.00	0.25
1200 - 1215	0	0	18	0	0	0	0	0	18	18.00	0	0
1215 - 1230	0	0	24	0	0	0	0	0	24	24.00	0	0
1230 - 1245	0	0	19	0	0	0	0	0	19	19.00	0	0
1245 - 1300	0	0	20	0	0	0	0	0	20	20.00	0	0
Hourly Total	0	0	81	0	0	0	0	0	81	81.00	0	0
Hourly Average	0.00	0.00	20.25	0.00	0.00	0.00	0.00	0.00	20.25	20.25	0.00	0.00
1300 - 1315	0	0	10	0	0	1	0	0	11	11.50	0	1
1315 - 1330	0	0	17	0	0	0	0	0	17	17.00	0	0
1330 - 1345	0	0	15	0	0	0	0	0	15	15.00	0	0
1345 - 1400	0	0	18	0	0	0	0	0	18	18.00	0	0
Hourly Total	0	0	60	0	0	1	0	0	61	61.50	0	1
Hourly Average	0.00	0.00	15.00	0.00	0.00	0.25	0.00	0.00	15.25	15.38	0.00	0.25
1400 - 1415	0	0	15	0	1	1	0	0	17	17.50	0	1
1415 - 1430	0	0	14	0	0	0	0	0	14	14.00	0	0
1430 - 1445	0	0	21	0	0	0	0	0	21	21.00	0	0
1445 - 1500	0	0	15	0	0	0	0	0	15	15.00	0	0
Hourly Total	0	0	65	0	1	1	0	0	67	67.50	0	1
Hourly Average	0.00	0.00	16.25	0.00	0.25	0.25	0.00	0.00	16.75	16.88	0.00	0.25
1500 - 1515	0	0	12	0	0	0	0	0	12	12.00	0	0
1515 - 1530	0	1	15	0	0	0	0	0	16	15.40	0	0
1530 - 1545	0	0	11	0	1	0	0	0	12	12.00	0	0
1545 - 1600	0	0	12	0	0	0	0	0	12	12.00	0	0
Hourly Total	0	1	50	0	1	0	0	0	52	51.40	0	0
Hourly Average	0.00	0.25	12.50	0.00	0.25	0.00	0.00	0.00	13.00	12.85	0.00	0.00
1600 - 1615	2	0	11	0	0	0	0	0	13	11.40	0	0
1615 - 1630	0	2	13	0	1	0	0	0	16	14.80	0	0
1630 - 1645	0	0	10	0	0	0	1	0	11	12.30	0	0
1645 - 1700	0	0	5	0	0	0	0	0	5	5.00	0	0
Hourly Total	2	2	39	0	1	0	1	0	45	43.50	0	0
Hourly Average	0.50	0.50	9.75	0.00	0.25	0.00	0.25	0.00	11.25	10.88	0.00	0.00
1700 - 1715	1	0	7	0	0	0	0	0	8	7.20	0	0
1715 - 1730	0	2	5	0	0	0	0	0	7	5.80	0	0
1730 - 1745	0	0	9	0	0	0	0	0	9	9.00	0	0
1745 - 1800	0	0	5	0	0	0	0	0	5	5.00	0	0
Hourly Total	1	2	26	0	0	0	0	0	29	27.00	0	0
Hourly Average	0.25	0.50	6.50	0.00	0.00	0.00	0.00	0.00	7.25	6.75	0.00	0.00
1800 - 1815	0	1	5	0	0	0	0	0	6	5.40	0	0
1815 - 1830	1	2	6	0	0	0	0	0	9	7.00	0	0
1830 - 1845	0	1	9	0	0	0	0	0	10	9.40	0	0
1845 - 1900	0	0	2	0	0	0	0	0	2	2.00	0	0
Hourly Total	1	4	22	0	0	0	0	0	27	23.80	0	0
Hourly Average	0.25	1.00	5.50	0.00	0.00	0.00	0.00	0.00	6.75	5.95	0.00	0.00
Session Total	6	12	655	0	7	4	1	0	685	676.30	0	4
Session Average	0.13	0.25	13.65	0.00	0.15	0.08	0.02	0.00	14.27	14.09	0.00	0.08

Date
Wednesday 13 November 2019

Weather
Cloudy
Temp: 8°C

0700 - 1900 (Wednesday 12H Session)

	Movement 3.4: Right from A24 South Street (South) to A24 Ashley Avenue								Original Data		OGV1	
TIME	P/CYCLE	M/CYCLE	CAR	TAXI	LGV	OGV1	OGV2	BUS/COACH	TOTAL	PCU TOTAL	Ambulances	Other
0700 - 0715	0	0	3	0	0	0	0	0	3	3.00	0	0
0715 - 0730	0	0	11	0	0	0	0	0	11	11.00	0	0
0730 - 0745	1	0	12	0	1	0	0	0	14	13.20	0	0
0745 - 0800	0	0	1	0	0	0	0	0	1	1.00	0	0
Hourly Total	1	0	27	0	1	0	0	0	29	28.20	0	0
Hourly Average	0.25	0.00	6.75	0.00	0.25	0.00	0.00	0.00	7.25	7.05	0.00	0.00
0800 - 0815	0	0	11	0	0	0	0	0	11	11.00	0	0
0815 - 0830	0	0	5	0	0	0	0	0	5	5.00	0	0
0830 - 0845	1	0	10	0	1	0	0	0	12	11.20	0	0
0845 - 0900	0	0	20	0	1	0	0	0	21	21.00	0	0
Hourly Total	1	0	46	0	2	0	0	0	49	48.20	0	0
Hourly Average	0.25	0.00	11.50	0.00	0.50	0.00	0.00	0.00	12.25	12.05	0.00	0.00
0900 - 0915	0	0	11	0	1	0	0	0	12	12.00	0	0
0915 - 0930	0	0	16	0	0	0	0	0	16	16.00	0	0
0930 - 0945	0	0	23	0	1	0	0	0	24	24.00	0	0
0945 - 1000	0	0	19	0	1	0	0	0	20	20.00	0	0
Hourly Total	0	0	69	0	3	0	0	0	72	72.00	0	0
Hourly Average	0.00	0.00	17.25	0.00	0.75	0.00	0.00	0.00	18.00	18.00	0.00	0.00
1000 - 1015	0	0	26	0	2	0	0	0	28	28.00	0	0
1015 - 1030	0	0	22	0	0	0	0	0	22	22.00	0	0
1030 - 1045	1	0	27	0	1	0	0	0	29	28.20	0	0
1045 - 1100	0	0	20	0	0	0	0	0	20	20.00	0	0
Hourly Total	1	0	95	0	3	0	0	0	99	98.20	0	0
Hourly Average	0.25	0.00	23.75	0.00	0.75	0.00	0.00	0.00	24.75	24.55	0.00	0.00
1100 - 1115	2	1	22	0	1	0	0	0	26	23.80	0	0
1115 - 1130	1	0	16	0	0	0	0	0	17	16.20	0	0
1130 - 1145	0	1	23	0	1	0	1	0	26	26.70	0	0
1145 - 1200	0	0	14	0	0	0	0	0	14	14.00	0	0
Hourly Total	3	2	75	0	2	0	1	0	83	80.70	0	0
Hourly Average	0.75	0.50	18.75	0.00	0.50	0.00	0.25	0.00	20.75	20.18	0.00	0.00
1200 - 1215	0	0	18	0	1	1	0	0	20	20.50	0	1
1215 - 1230	0	1	12	0	1	1	0	0	15	14.90	0	1
1230 - 1245	0	0	11	0	1	0	0	0	12	12.00	0	0
1245 - 1300	0	2	13	0	0	0	0	0	15	13.80	0	0
Hourly Total	0	3	54	0	3	2	0	0	62	61.20	0	2
Hourly Average	0.00	0.75	13.50	0.00	0.75	0.50	0.00	0.00	15.50	15.30	0.00	0.50
1300 - 1315	0	0	15	0	1	0	0	0	16	16.00	0	0
1315 - 1330	0	0	11	0	1	0	0	0	12	12.00	0	0
1330 - 1345	0	0	10	0	1	0	0	0	11	11.00	0	0
1345 - 1400	0	0	23	0	0	0	0	0	23	23.00	0	0
Hourly Total	0	0	59	0	3	0	0	0	62	62.00	0	0
Hourly Average	0.00	0.00	14.75	0.00	0.75	0.00	0.00	0.00	15.50	15.50	0.00	0.00
1400 - 1415	0	1	11	0	1	0	0	0	13	12.40	0	0
1415 - 1430	0	0	12	0	0	0	0	0	12	12.00	0	0
1430 - 1445	0	0	11	0	1	0	0	0	12	12.00	0	0
1445 - 1500	0	0	18	0	0	0	0	0	18	18.00	0	0
Hourly Total	0	1	52	0	2	0	0	0	55	54.40	0	0
Hourly Average	0.00	0.25	13.00	0.00	0.50	0.00	0.00	0.00	13.75	13.60	0.00	0.00
1500 - 1515	0	0	8	0	1	0	0	0	9	9.00	0	0
1515 - 1530	0	0	9	0	1	0	0	0	10	10.00	0	0
1530 - 1545	0	0	10	0	0	0	0	0	10	10.00	0	0
1545 - 1600	0	0	15	0	0	0	0	0	15	15.00	0	0
Hourly Total	0	0	42	0	2	0	0	0	44	44.00	0	0
Hourly Average	0.00	0.00	10.50	0.00	0.50	0.00	0.00	0.00	11.00	11.00	0.00	0.00
1600 - 1615	0	0	6	0	1	0	0	0	7	7.00	0	0
1615 - 1630	0	0	9	0	0	0	0	0	9	9.00	0	0
1630 - 1645	0	0	7	0	2	0	0	0	9	9.00	0	0
1645 - 1700	0	0	10	0	1	0	0	0	11	11.00	0	0
Hourly Total	0	0	32	0	4	0	0	0	36	36.00	0	0
Hourly Average	0.00	0.00	8.00	0.00	1.00	0.00	0.00	0.00	9.00	9.00	0.00	0.00
1700 - 1715	1	1	9	0	0	0	0	0	11	9.60	0	0
1715 - 1730	0	1	1	0	0	1	0	0	3	2.90	0	1
1730 - 1745	0	3	8	0	0	0	0	0	11	9.20	0	0
1745 - 1800	0	1	3	0	0	0	0	0	4	3.40	0	0
Hourly Total	1	6	21	0	0	1	0	0	29	25.10	0	1
Hourly Average	0.25	1.50	5.25	0.00	0.00	0.25	0.00	0.00	7.25	6.28	0.00	0.25
1800 - 1815	1	0	9	0	0	0	1	0	11	11.50	0	0
1815 - 1830	0	0	6	0	0	0	0	0	6	6.00	0	0
1830 - 1845	0	1	14	0	1	0	0	0	16	15.40	0	0
1845 - 1900	0	0	7	0	0	0	0	0	7	7.00	0	0
Hourly Total	1	1	36	0	1	0	1	0	40	39.90	0	0
Hourly Average	0.25	0.25	9.00	0.00	0.25	0.00	0.25	0.00	10.00	9.98	0.00	0.00
Session Total	8	13	608	0	26	3	2	0	660	649.90	0	3
Session Average	0.17	0.27	12.67	0.00	0.54	0.06	0.04	0.00	13.75	13.54	0.00	0.06

Epsom
Classified Junction Count

Site 3 of 3
A24 Ashley Avenue
A24 South Street (South)
A24 South Street (North)

Lat/Long
lat 51.331135° lon -0.270433°

Date
Tuesday 12 November 2019

Weather
Cloudy
Temp: 6°C

0700 - 1900 (Tuesday 12H Session)

	Movement 3.5: Left from A24 South Street (North) to A24 Ashley Avenue								Original Data		OGV1	
TIME	P/CYCLE	M/CYCLE	CAR	TAXI	LGV	OGV1	OGV2	BUS/COACH	TOTAL	PCU TOTAL	Ambulances	Other
0700 - 0715	0	0	3	0	0	0	0	0	3	3.00	0	0
0715 - 0730	0	0	8	0	0	0	0	0	8	8.00	0	0
0730 - 0745	0	0	5	0	0	0	0	0	5	5.00	0	0
0745 - 0800	0	0	4	0	1	0	0	0	5	5.00	0	0
Hourly Total	0	0	20	0	1	0	0	0	21	21.00	0	0
Hourly Average	0.00	0.00	5.00	0.00	0.25	0.00	0.00	0.00	5.25	5.25	0.00	0.00
0800 - 0815	0	0	5	0	0	0	0	0	5	5.00	0	0
0815 - 0830	0	0	2	0	0	0	0	0	2	2.00	0	0
0830 - 0845	0	0	5	0	0	0	0	0	5	5.00	0	0
0845 - 0900	0	0	5	0	1	0	0	0	6	6.00	0	0
Hourly Total	0	0	17	0	1	0	0	0	18	18.00	0	0
Hourly Average	0.00	0.00	4.25	0.00	0.25	0.00	0.00	0.00	4.50	4.50	0.00	0.00
0900 - 0915	0	0	5	0	0	0	0	0	5	5.00	0	0
0915 - 0930	0	0	7	0	0	0	0	0	7	7.00	0	0
0930 - 0945	0	0	3	0	0	0	0	0	3	3.00	0	0
0945 - 1000	0	0	5	0	0	0	0	0	5	5.00	0	0
Hourly Total	0	0	20	0	0	0	0	0	20	20.00	0	0
Hourly Average	0.00	0.00	5.00	0.00	0.00	0.00	0.00	0.00	5.00	5.00	0.00	0.00
1000 - 1015	0	0	1	0	0	0	0	0	1	1.00	0	0
1015 - 1030	0	0	7	0	0	0	0	0	7	7.00	0	0
1030 - 1045	0	0	9	0	0	0	0	0	9	9.00	0	0
1045 - 1100	0	0	8	0	0	0	0	0	8	8.00	0	0
Hourly Total	0	0	25	0	0	0	0	0	25	25.00	0	0
Hourly Average	0.00	0.00	6.25	0.00	0.00	0.00	0.00	0.00	6.25	6.25	0.00	0.00
1100 - 1115	0	0	3	0	0	0	0	0	3	3.00	0	0
1115 - 1130	0	0	4	0	0	0	0	0	4	4.00	0	0
1130 - 1145	0	0	6	0	1	0	0	0	7	7.00	0	0
1145 - 1200	0	0	8	0	2	0	0	0	10	10.00	0	0
Hourly Total	0	0	21	0	3	0	0	0	24	24.00	0	0
Hourly Average	0.00	0.00	5.25	0.00	0.75	0.00	0.00	0.00	6.00	6.00	0.00	0.00
1200 - 1215	0	0	3	0	0	0	0	0	3	3.00	0	0
1215 - 1230	0	0	7	0	0	0	0	0	7	7.00	0	0
1230 - 1245	0	0	7	0	0	0	0	0	7	7.00	0	0
1245 - 1300	0	0	3	0	0	0	0	0	3	3.00	0	0
Hourly Total	0	0	20	0	0	0	0	0	20	20.00	0	0
Hourly Average	0.00	0.00	5.00	0.00	0.00	0.00	0.00	0.00	5.00	5.00	0.00	0.00
1300 - 1315	0	0	2	0	0	0	0	0	2	2.00	0	0
1315 - 1330	0	0	4	0	0	0	0	0	4	4.00	0	0
1330 - 1345	0	0	4	0	0	0	0	0	4	4.00	0	0
1345 - 1400	0	0	8	0	0	0	0	0	8	8.00	0	0
Hourly Total	0	0	18	0	0	0	0	0	18	18.00	0	0
Hourly Average	0.00	0.00	4.50	0.00	0.00	0.00	0.00	0.00	4.50	4.50	0.00	0.00
1400 - 1415	0	0	2	0	0	0	0	0	2	2.00	0	0
1415 - 1430	0	0	3	0	0	0	0	0	3	3.00	0	0
1430 - 1445	0	0	3	0	0	0	0	0	3	3.00	0	0
1445 - 1500	0	0	3	0	0	0	0	0	3	3.00	0	0
Hourly Total	0	0	11	0	0	0	0	0	11	11.00	0	0
Hourly Average	0.00	0.00	2.75	0.00	0.00	0.00	0.00	0.00	2.75	2.75	0.00	0.00
1500 - 1515	0	0	3	0	0	0	0	0	3	3.00	0	0
1515 - 1530	0	0	2	0	1	0	0	0	3	3.00	0	0
1530 - 1545	0	0	0	0	0	0	0	0	0	0.00	0	0
1545 - 1600	0	0	2	0	0	0	0	0	2	2.00	0	0
Hourly Total	0	0	7	0	1	0	0	0	8	8.00	0	0
Hourly Average	0.00	0.00	1.75	0.00	0.25	0.00	0.00	0.00	2.00	2.00	0.00	0.00
1600 - 1615	0	0	4	0	0	0	0	0	4	4.00	0	0
1615 - 1630	0	0	1	0	0	0	0	0	1	1.00	0	0
1630 - 1645	0	0	2	0	0	0	0	0	2	2.00	0	0
1645 - 1700	0	0	2	0	0	0	0	0	2	2.00	0	0
Hourly Total	0	0	9	0	0	0	0	0	9	9.00	0	0
Hourly Average	0.00	0.00	2.25	0.00	0.00	0.00	0.00	0.00	2.25	2.25	0.00	0.00
1700 - 1715	0	0	0	0	0	0	0	0	0	0.00	0	0
1715 - 1730	0	0	1	0	0	0	0	0	1	1.00	0	0
1730 - 1745	0	0	6	0	0	0	0	0	6	6.00	0	0
1745 - 1800	0	0	1	0	0	0	0	0	1	1.00	0	0
Hourly Total	0	0	8	0	0	0	0	0	8	8.00	0	0
Hourly Average	0.00	0.00	2.00	0.00	0.00	0.00	0.00	0.00	2.00	2.00	0.00	0.00
1800 - 1815	0	0	4	0	0	0	0	0	4	4.00	0	0
1815 - 1830	0	0	0	0	0	0	0	0	0	0.00	0	0
1830 - 1845	0	0	1	0	0	0	0	0	1	1.00	0	0
1845 - 1900	0	0	1	0	0	0	0	0	1	1.00	0	0
Hourly Total	0	0	6	0	0	0	0	0	6	6.00	0	0
Hourly Average	0.00	0.00	1.50	0.00	0.00	0.00	0.00	0.00	1.50	1.50	0.00	0.00
Session Total	0	0	182	0	6	0	0	0	188	188.00	0	0
Session Average	0.00	0.00	3.79	0.00	0.13	0.00	0.00	0.00	3.92	3.92	0.00	0.00

Date
Wednesday 13 November 2019

Weather
Cloudy
Temp: 8°C

0700 - 1900 (Wednesday 12H Session)

	Movement 3.5: Left from A24 South Street (North) to A24 Ashley Avenue								Original Data		OGV1	
TIME	P/CYCLE	M/CYCLE	CAR	TAXI	LGV	OGV1	OGV2	BUS/COACH	TOTAL	PCU TOTAL	Ambulances	Other
0700 - 0715	0	1	7	0	0	0	0	0	8	7.40	0	0
0715 - 0730	0	0	3	0	0	0	0	0	3	3.00	0	0
0730 - 0745	0	0	3	0	0	0	0	0	3	3.00	0	0
0745 - 0800	0	0	4	0	0	0	0	0	4	4.00	0	0
Hourly Total	0	1	17	0	0	0	0	0	18	17.40	0	0
Hourly Average	0.00	0.25	4.25	0.00	0.00	0.00	0.00	0.00	4.50	4.35	0.00	0.00
0800 - 0815	0	0	6	0	0	0	0	0	6	6.00	0	0
0815 - 0830	0	0	0	0	1	0	0	0	1	1.00	0	0
0830 - 0845	0	0	2	0	0	0	0	0	2	2.00	0	0
0845 - 0900	0	0	6	0	0	0	0	0	6	6.00	0	0
Hourly Total	0	0	14	0	1	0	0	0	15	15.00	0	0
Hourly Average	0.00	0.00	3.50	0.00	0.25	0.00	0.00	0.00	3.75	3.75	0.00	0.00
0900 - 0915	0	0	5	0	1	0	0	0	6	6.00	0	0
0915 - 0930	0	0	5	0	0	0	0	0	5	5.00	0	0
0930 - 0945	0	0	8	0	2	0	0	0	10	10.00	0	0
0945 - 1000	0	0	3	0	0	0	0	0	3	3.00	0	0
Hourly Total	0	0	21	0	3	0	0	0	24	24.00	0	0
Hourly Average	0.00	0.00	5.25	0.00	0.75	0.00	0.00	0.00	6.00	6.00	0.00	0.00
1000 - 1015	0	0	3	0	0	0	0	0	3	3.00	0	0
1015 - 1030	0	0	5	0	0	0	0	0	5	5.00	0	0
1030 - 1045	0	0	3	0	0	0	0	0	3	3.00	0	0
1045 - 1100	0	0	3	0	0	0	0	0	3	3.00	0	0
Hourly Total	0	0	14	0	0	0	0	0	14	14.00	0	0
Hourly Average	0.00	0.00	3.50	0.00	0.00	0.00	0.00	0.00	3.50	3.50	0.00	0.00
1100 - 1115	0	0	3	0	0	0	0	0	3	3.00	0	0
1115 - 1130	0	0	8	0	0	0	0	0	8	8.00	0	0
1130 - 1145	0	0	5	0	0	0	0	0	5	5.00	0	0
1145 - 1200	0	0	9	0	0	0	0	0	9	9.00	0	0
Hourly Total	0	0	25	0	0	0	0	0	25	25.00	0	0
Hourly Average	0.00	0.00	6.25	0.00	0.00	0.00	0.00	0.00	6.25	6.25	0.00	0.00
1200 - 1215	0	0	0	0	0	0	0	0	0	0.00	0	0
1215 - 1230	0	0	1	0	1	0	0	0	2	2.00	0	0
1230 - 1245	0	0	7	0	0	0	0	0	7	7.00	0	0
1245 - 1300	0	0	8	0	0	0	0	0	8	8.00	0	0
Hourly Total	0	0	16	0	1	0	0	0	17	17.00	0	0
Hourly Average	0.00	0.00	4.00	0.00	0.25	0.00	0.00	0.00	4.25	4.25	0.00	0.00
1300 - 1315	0	0	1	0	0	0	0	0	1	1.00	0	0
1315 - 1330	0	0	6	0	0	0	0	0	6	6.00	0	0
1330 - 1345	0	0	2	0	1	0	0	0	3	3.00	0	0
1345 - 1400	0	0	1	0	0	0	0	0	1	1.00	0	0
Hourly Total	0	0	10	0	1	0	0	0	11	11.00	0	0
Hourly Average	0.00	0.00	2.50	0.00	0.25	0.00	0.00	0.00	2.75	2.75	0.00	0.00
1400 - 1415	0	0	5	0	1	0	0	0	6	6.00	0	0
1415 - 1430	0	0	4	0	0	0	0	0	4	4.00	0	0
1430 - 1445	0	0	2	0	0	0	0	0	2	2.00	0	0
1445 - 1500	0	0	2	0	0	0	0	0	2	2.00	0	0
Hourly Total	0	0	13	0	1	0	0	0	14	14.00	0	0
Hourly Average	0.00	0.00	3.25	0.00	0.25	0.00	0.00	0.00	3.50	3.50	0.00	0.00
1500 - 1515	0	0	1	0	0	0	0	0	1	1.00	0	0
1515 - 1530	0	0	3	0	0	0	0	0	3	3.00	0	0
1530 - 1545	0	0	2	0	1	0	0	0	3	3.00	0	0
1545 - 1600	0	0	4	0	0	0	0	0	4	4.00	0	0
Hourly Total	0	0	10	0	1	0	0	0	11	11.00	0	0
Hourly Average	0.00	0.00	2.50	0.00	0.25	0.00	0.00	0.00	2.75	2.75	0.00	0.00
1600 - 1615	0	0	2	0	0	0	0	0	2	2.00	0	0
1615 - 1630	0	0	4	0	0	0	0	0	4	4.00	0	0
1630 - 1645	0	0	2	0	0	0	0	0	2	2.00	0	0
1645 - 1700	0	0	1	0	0	0	0	0	1	1.00	0	0
Hourly Total	0	0	9	0	0	0	0	0	9	9.00	0	0
Hourly Average	0.00	0.00	2.25	0.00	0.00	0.00	0.00	0.00	2.25	2.25	0.00	0.00
1700 - 1715	0	0	0	0	0	0	0	0	0	0.00	0	0
1715 - 1730	0	0	0	0	0	0	0	0	0	0.00	0	0
1730 - 1745	0	0	2	0	0	0	0	0	2	2.00	0	0
1745 - 1800	0	0	0	0	0	0	0	0	0	0.00	0	0
Hourly Total	0	0	2	0	0	0	0	0	2	2.00	0	0
Hourly Average	0.00	0.00	0.50	0.00	0.00	0.00	0.00	0.00	0.50	0.50	0.00	0.00
1800 - 1815	0	0	1	0	0	0	0	0	1	1.00	0	0
1815 - 1830	0	0	2	0	0	0	0	0	2	2.00	0	0
1830 - 1845	0	0	2	0	0	0	0	0	2	2.00	0	0
1845 - 1900	0	0	1	0	0	0	0	0	1	1.00	0	0
Hourly Total	0	0	6	0	0	0	0	0	6	6.00	0	0
Hourly Average	0.00	0.00	1.50	0.00	0.00	0.00	0.00	0.00	1.50	1.50	0.00	0.00
Session Total	0	1	157	0	8	0	0	0	166	165.40	0	0
Session Average	0.00	0.02	3.27	0.00	0.17	0.00	0.00	0.00	3.46	3.45	0.00	0.00

Epsom
Classified Junction Count

Site 3 of 3
A24 Ashley Avenue
A24 South Street (South)
A24 South Street (North)

Lat/Long
lat 51.331135° lon -0.270433°

Date
Tuesday 12 November 2019

Weather
Cloudy
Temp: 6°C

0700 - 1900 (Tuesday 12H Session)

	Movement 3.6: Right from A24 South Street (North) to A24 South Street (South)								Original Data		OGV1	
TIME	P/CYCLE	M/CYCLE	CAR	TAXI	LGV	OGV1	OGV2	BUS/COACH	TOTAL	PCU TOTAL	Ambulances	Other
0700 - 0715	1	0	29	0	3	1	0	0	34	33.70	0	1
0715 - 0730	2	0	42	0	6	0	0	0	50	48.40	0	0
0730 - 0745	1	0	57	0	4	0	0	0	62	61.20	0	0
0745 - 0800	0	0	47	0	3	1	0	0	51	51.50	0	1
Hourly Total	4	0	175	0	16	2	0	0	197	194.80	0	2
Hourly Average	1.00	0.00	43.75	0.00	4.00	0.50	0.00	0.00	49.25	48.70	0.00	0.50
0800 - 0815	2	2	38	0	1	0	0	0	43	40.20	0	0
0815 - 0830	2	0	60	0	1	0	0	0	63	61.40	0	0
0830 - 0845	0	0	38	0	4	0	0	0	42	42.00	0	0
0845 - 0900	0	1	27	0	1	0	0	0	29	28.40	0	0
Hourly Total	4	3	163	0	7	0	0	0	177	172.00	0	0
Hourly Average	1.00	0.75	40.75	0.00	1.75	0.00	0.00	0.00	44.25	43.00	0.00	0.00
0900 - 0915	0	0	44	0	1	1	0	0	46	46.50	0	1
0915 - 0930	1	1	36	0	7	1	0	0	46	45.10	0	1
0930 - 0945	0	1	36	0	5	1	0	0	43	42.90	0	1
0945 - 1000	1	0	32	0	6	0	0	0	39	38.20	0	0
Hourly Total	2	2	148	0	19	3	0	0	174	172.70	0	3
Hourly Average	0.50	0.50	37.00	0.00	4.75	0.75	0.00	0.00	43.50	43.18	0.00	0.75
1000 - 1015	0	0	27	0	1	1	0	0	29	29.50	0	1
1015 - 1030	0	1	20	0	4	1	0	0	26	25.90	0	1
1030 - 1045	0	0	28	0	3	0	0	0	31	31.00	0	0
1045 - 1100	0	0	23	0	4	0	0	0	27	27.00	0	0
Hourly Total	0	1	98	0	12	2	0	0	113	113.40	0	2
Hourly Average	0.00	0.25	24.50	0.00	3.00	0.50	0.00	0.00	28.25	28.35	0.00	0.50
1100 - 1115	2	0	19	0	5	0	0	0	26	24.40	0	0
1115 - 1130	0	1	19	0	2	0	0	0	22	21.40	0	0
1130 - 1145	0	0	27	0	2	0	0	0	29	29.00	0	0
1145 - 1200	0	1	29	0	4	1	0	0	35	34.90	0	1
Hourly Total	2	2	94	0	13	1	0	0	112	109.70	0	1
Hourly Average	0.50	0.50	23.50	0.00	3.25	0.25	0.00	0.00	28.00	27.43	0.00	0.25
1200 - 1215	0	0	37	0	5	0	0	0	42	42.00	0	0
1215 - 1230	0	0	24	1	2	0	0	0	27	27.00	0	0
1230 - 1245	0	1	27	0	5	0	0	0	33	32.40	0	0
1245 - 1300	0	0	34	0	1	0	0	0	35	35.00	0	0
Hourly Total	0	1	122	1	13	0	0	0	137	136.40	0	0
Hourly Average	0.00	0.25	30.50	0.25	3.25	0.00	0.00	0.00	34.25	34.10	0.00	0.00
1300 - 1315	0	1	26	0	1	0	0	0	28	27.40	0	0
1315 - 1330	1	0	25	0	1	0	0	0	27	26.20	0	0
1330 - 1345	0	0	33	0	3	0	0	0	36	36.00	0	0
1345 - 1400	1	0	29	0	3	1	0	0	34	33.70	0	1
Hourly Total	2	1	113	0	8	1	0	0	125	123.30	0	1
Hourly Average	0.50	0.25	28.25	0.00	2.00	0.25	0.00	0.00	31.25	30.83	0.00	0.25
1400 - 1415	0	1	26	0	6	0	0	0	33	32.40	0	0
1415 - 1430	0	1	43	0	7	0	0	0	51	50.40	0	0
1430 - 1445	0	0	39	0	1	0	0	0	40	40.00	0	0
1445 - 1500	0	2	33	0	0	0	0	0	35	33.80	0	0
Hourly Total	0	4	141	0	14	0	0	0	159	156.60	0	0
Hourly Average	0.00	1.00	35.25	0.00	3.50	0.00	0.00	0.00	39.75	39.15	0.00	0.00
1500 - 1515	1	0	25	0	5	0	0	0	31	30.20	0	0
1515 - 1530	0	0	38	0	2	0	0	0	40	40.00	0	0
1530 - 1545	0	0	53	0	10	0	0	0	63	63.00	0	0
1545 - 1600	0	0	39	0	5	0	0	0	44	44.00	0	0
Hourly Total	1	0	155	0	22	0	0	0	178	177.20	0	0
Hourly Average	0.25	0.00	38.75	0.00	5.50	0.00	0.00	0.00	44.50	44.30	0.00	0.00
1600 - 1615	0	0	57	0	4	1	0	0	62	62.50	0	1
1615 - 1630	0	2	47	0	1	0	0	0	50	48.80	0	0
1630 - 1645	0	1	50	0	4	0	0	0	55	54.40	0	0
1645 - 1700	1	0	43	0	1	0	0	0	45	44.20	0	0
Hourly Total	1	3	197	0	10	1	0	0	212	209.90	0	1
Hourly Average	0.25	0.75	49.25	0.00	2.50	0.25	0.00	0.00	53.00	52.48	0.00	0.25
1700 - 1715	0	0	49	0	1	0	0	0	50	50.00	0	0
1715 - 1730	0	1	52	0	3	0	0	0	56	55.40	0	0
1730 - 1745	1	2	45	0	1	0	0	0	49	47.00	0	0
1745 - 1800	1	1	49	0	0	0	0	0	51	49.60	0	0
Hourly Total	2	4	195	0	5	0	0	0	206	202.00	0	0
Hourly Average	0.50	1.00	48.75	0.00	1.25	0.00	0.00	0.00	51.50	50.50	0.00	0.00
1800 - 1815	0	1	51	0	0	0	0	0	52	51.40	0	0
1815 - 1830	0	2	22	0	0	0	0	0	24	22.80	0	0
1830 - 1845	0	0	28	0	0	0	0	0	28	28.00	0	0
1845 - 1900	1	1	37	0	0	0	0	0	39	37.60	0	0
Hourly Total	1	4	138	0	0	0	0	0	143	139.80	0	0
Hourly Average	0.25	1.00	34.50	0.00	0.00	0.00	0.00	0.00	35.75	34.95	0.00	0.00
Session Total	19	25	1739	1	139	10	0	0	1933	1907.80	0	10
Session Average	0.40	0.52	36.23	0.02	2.90	0.21	0.00	0.00	40.27	39.75	0.00	0.21

Date
Wednesday 13 November 2019

Weather
Cloudy
Temp: 8°C

0700 - 1900 (Wednesday 12H Session)

	Movement 3.6: Right from A24 South Street (North) to A24 South Street (South)								Original Data		OGV1	
TIME	P/CYCLE	M/CYCLE	CAR	TAXI	LGV	OGV1	OGV2	BUS/COACH	TOTAL	PCU TOTAL	Ambulances	Other
0700 - 0715	0	0	38	0	3	0	0	0	41	41.00	0	0
0715 - 0730	0	0	33	0	6	0	0	0	39	39.00	0	0
0730 - 0745	0	1	56	0	7	1	0	0	65	64.90	1	0
0745 - 0800	0	0	58	0	2	0	0	1	61	62.00	0	0
Hourly Total	0	1	185	0	18	1	0	1	206	206.90	1	0
Hourly Average	0.00	0.25	46.25	0.00	4.50	0.25	0.00	0.25	51.50	51.73	0.25	0.00
0800 - 0815	1	0	53	0	2	0	0	0	56	55.20	0	0
0815 - 0830	1	0	40	0	0	1	0	0	42	41.70	0	1
0830 - 0845	1	0	38	0	2	0	0	0	41	40.20	0	0
0845 - 0900	0	0	30	0	2	0	1	0	33	34.30	0	0
Hourly Total	3	0	161	0	6	1	1	0	172	171.40	0	1
Hourly Average	0.75	0.00	40.25	0.00	1.50	0.25	0.25	0.00	43.00	42.85	0.00	0.25
0900 - 0915	0	0	36	0	4	1	0	0	41	41.50	0	1
0915 - 0930	1	0	34	0	6	0	0	0	41	40.20	0	0
0930 - 0945	0	1	27	0	4	0	0	0	32	31.40	0	0
0945 - 1000	2	0	19	0	2	0	0	0	23	21.40	0	0
Hourly Total	3	1	116	0	16	1	0	0	137	134.50	0	1
Hourly Average	0.75	0.25	29.00	0.00	4.00	0.25	0.00	0.00	34.25	33.63	0.00	0.25
1000 - 1015	2	0	21	0	8	0	0	0	31	29.40	0	0
1015 - 1030	0	0	19	0	2	0	1	0	22	23.30	0	0
1030 - 1045	0	0	26	0	2	1	0	0	29	29.50	1	0
1045 - 1100	0	0	25	0	1	0	0	0	26	26.00	0	0
Hourly Total	2	0	91	0	13	1	1	0	108	108.20	1	0
Hourly Average	0.50	0.00	22.75	0.00	3.25	0.25	0.25	0.00	27.00	27.05	0.25	0.00
1100 - 1115	0	0	29	0	3	1	0	0	33	33.50	0	1
1115 - 1130	1	0	24	0	0	0	0	0	25	24.20	0	0
1130 - 1145	0	1	26	0	3	0	0	0	30	29.40	0	0
1145 - 1200	0	1	32	0	2	0	0	0	35	34.40	0	0
Hourly Total	1	2	111	0	8	1	0	0	123	121.50	0	1
Hourly Average	0.25	0.50	27.75	0.00	2.00	0.25	0.00	0.00	30.75	30.38	0.00	0.25
1200 - 1215	0	0	23	0	2	0	0	0	25	25.00	0	0
1215 - 1230	0	0	29	0	3	0	0	0	32	32.00	0	0
1230 - 1245	1	0	22	0	4	1	0	0	28	27.70	0	1
1245 - 1300	0	2	32	0	4	1	0	0	39	38.30	0	1
Hourly Total	1	2	106	0	13	2	0	0	124	123.00	0	2
Hourly Average	0.25	0.50	26.50	0.00	3.25	0.50	0.00	0.00	31.00	30.75	0.00	0.50
1300 - 1315	0	0	28	0	3	0	0	0	31	31.00	0	0
1315 - 1330	1	0	28	0	4	1	0	0	34	33.70	1	0
1330 - 1345	0	1	28	0	2	1	0	0	32	31.90	0	1
1345 - 1400	0	0	36	0	3	0	0	0	39	39.00	0	0
Hourly Total	1	1	120	0	12	2	0	0	136	135.60	1	1
Hourly Average	0.25	0.25	30.00	0.00	3.00	0.50	0.00	0.00	34.00	33.90	0.25	0.25
1400 - 1415	0	1	29	0	2	0	0	0	32	31.40	0	0
1415 - 1430	0	1	34	0	1	0	0	0	36	35.40	0	0
1430 - 1445	0	0	38	0	5	0	0	0	43	43.00	0	0
1445 - 1500	0	0	20	0	3	0	0	0	23	23.00	0	0
Hourly Total	0	2	121	0	11	0	0	0	134	132.80	0	0
Hourly Average	0.00	0.50	30.25	0.00	2.75	0.00	0.00	0.00	33.50	33.20	0.00	0.00
1500 - 1515	1	0	33	0	1	1	0	0	36	35.70	0	1
1515 - 1530	0	2	45	0	3	0	0	0	50	48.80	0	0
1530 - 1545	0	1	27	0	4	0	0	0	32	31.40	0	0
1545 - 1600	0	0	42	0	7	1	0	0	50	50.50	0	1
Hourly Total	1	3	147	0	15	2	0	0	168	166.40	0	2
Hourly Average	0.25	0.75	36.75	0.00	3.75	0.50	0.00	0.00	42.00	41.60	0.00	0.50
1600 - 1615	0	1	44	0	3	0	0	0	48	47.40	0	0
1615 - 1630	0	1	43	0	4	0	0	0	48	47.40	0	0
1630 - 1645	1	0	44	0	1	1	0	0	47	46.70	0	1
1645 - 1700	1	1	45	0	3	0	0	0	50	48.60	0	0
Hourly Total	2	3	176	0	11	1	0	0	193	190.10	0	1
Hourly Average	0.50	0.75	44.00	0.00	2.75	0.25	0.00	0.00	48.25	47.53	0.00	0.25
1700 - 1715	0	0	34	0	2	0	0	0	36	36.00	0	0
1715 - 1730	1	1	58	0	2	0	0	0	62	60.60	0	0
1730 - 1745	0	3	55	0	2	0	0	0	60	58.20	0	0
1745 - 1800	2	1	40	0	2	0	0	0	45	42.80	0	0
Hourly Total	3	5	187	0	8	0	0	0	203	197.60	0	0
Hourly Average	0.75	1.25	46.75	0.00	2.00	0.00	0.00	0.00	50.75	49.40	0.00	0.00
1800 - 1815	0	0	32	0	4	0	0	0	36	36.00	0	0
1815 - 1830	0	1	37	0	3	0	0	0	41	40.40	0	0
1830 - 1845	0	1	25	0	1	0	0	0	27	26.40	0	0
1845 - 1900	3	0	40	0	3	0	0	0	46	43.60	0	0
Hourly Total	3	2	134	0	11	0	0	0	150	146.40	0	0
Hourly Average	0.75	0.50	33.50	0.00	2.75	0.00	0.00	0.00	37.50	36.60	0.00	0.00
Session Total	20	22	1655	0	142	12	2	1	1854	1834.40	3	9
Session Average	0.42	0.46	34.48	0.00	2.96	0.25	0.04	0.02	38.63	38.22	0.06	0.19

Epsom
Queue Length Survey

Site 1 of 3
A24 Dorking Road (East)
Woodcote Side
A24 Dorking Road (West)
Castle Road

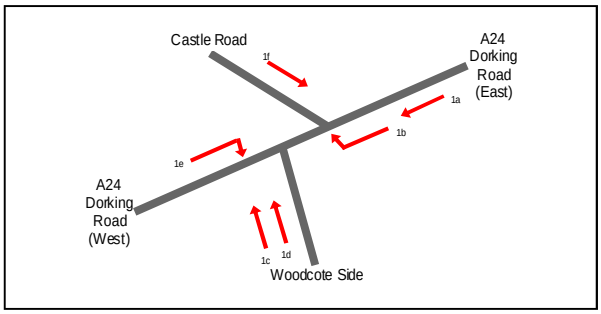

Lat/Long
lat 51.324869° lon -0.279984°

Date
Tuesday 12 November 2019

Weather
Cloudy
Temp: 6°C

0700 - 1900 (Tuesday 12H Session)

TIME	1a		1b		1c		1d		1e		1f	
	Lights	Heavies	Lights	Heavies	Lights	Heavies	Lights	Heavies	Lights	Heavies	Lights	Heavies
0700 - 0705	6	0	0	0	2	0	0	0	0	0	0	0
0705 - 0710	3	0	0	0	2	0	0	0	2	0	0	0
0710 - 0715	0	0	0	0	1	0	0	0	1	0	1	0
0715 - 0720	0	0	0	0	3	0	0	0	1	1	1	0
0720 - 0725	0	0	0	0	5	0	0	0	2	0	1	0
0725 - 0730	6	1	0	0	2	0	0	0	2	0	0	0
0730 - 0735	7	0	0	0	5	0	2	0	3	0	0	1
0735 - 0740	0	0	0	0	6	0	1	0	3	0	0	0
0740 - 0745	9	0	0	0	7	0	0	0	3	0	0	1
0745 - 0750	0	0	0	0	6	1	1	0	4	0	0	0
0750 - 0755	9	0	0	0	5	1	4	1	3	0	1	0
0755 - 0800	7	0	0	0	5	0	1	1	3	0	0	0
Hourly Average	3.92	0.08	0.00	0.00	4.08	0.17	0.75	0.17	2.25	0.08	0.33	0.17
0800 - 0805	7	0	0	0	3	0	1	0	3	0	1	0
0805 - 0810	8	1	0	0	6	0	0	0	5	0	1	0
0810 - 0815	4	1	0	0	9	0	5	1	3	0	1	0
0815 - 0820	3	0	0	0	5	0	4	1	3	0	0	0
0820 - 0825	0	0	0	0	4	0	1	0	1	0	1	0
0825 - 0830	6	0	0	0	2	0	0	0	2	1	0	0
0830 - 0835	7	0	0	0	6	0	1	0	0	0	1	0
0835 - 0840	0	0	0	0	3	1	1	0	1	0	1	0
0840 - 0845	0	0	0	0	2	1	1	0	3	0	1	0
0845 - 0850	0	0	0	0	4	0	3	0	2	0	1	0
0850 - 0855	3	0	0	0	2	0	1	0	2	0	0	0
0855 - 0900	0	0	0	0	2	0	6	0	1	0	1	0
Hourly Average	3.17	0.17	0.00	0.00	4.00	0.17	2.00	0.17	2.17	0.08	0.75	0.00
0900 - 0905	0	0	0	0	4	0	1	0	2	0	1	0
0905 - 0910	0	0	0	0	2	0	1	0	3	0	0	0
0910 - 0915	0	0	0	0	3	0	0	0	2	0	0	0
0915 - 0920	0	0	0	0	3	0	1	0	1	0	0	0
0920 - 0925	0	0	0	0	3	0	1	0	2	0	0	0
0925 - 0930	0	0	0	0	2	0	3	1	2	0	0	0
0930 - 0935	0	0	0	0	4	0	3	1	3	0	0	0
0935 - 0940	0	0	0	0	2	1	1	0	1	0	0	0
0940 - 0945	0	0	0	0	3	0	1	0	1	0	0	0
0945 - 0950	0	0	0	0	2	0	0	0	3	0	0	0
0950 - 0955	0	0	0	0	2	0	1	0	1	0	1	0
0955 - 1000	0	0	0	0	0	1	1	0	1	0	0	0
Hourly Average	0.00	0.00	0.00	0.00	2.50	0.17	1.17	0.17	1.83	0.00	0.17	0.00
1000 - 1005	3	0	0	0	2	0	1	0	2	0	1	0
1005 - 1010	2	0	0	0	3	0	0	0	3	0	1	0
1010 - 1015	0	0	0	0	2	0	1	0	2	1	0	0
1015 - 1020	5	0	0	0	3	1	4	1	2	0	0	0
1020 - 1025	0	0	0	0	2	0	1	0	2	0	0	0
1025 - 1030	0	0	0	0	2	0	1	0	3	0	1	0
1030 - 1035	0	0	0	0	2	0	0	0	3	0	1	0
1035 - 1040	0	0	0	0	2	0	0	0	1	0	1	0
1040 - 1045	0	0	0	0	1	0	1	0	1	0	0	0
1045 - 1050	0	0	0	0	1	0	0	0	1	0	0	0
1050 - 1055	0	0	0	0	2	0	1	0	2	0	0	0
1055 - 1100	0	0	0	0	1	0	0	0	1	0	0	0
Hourly Average	0.83	0.00	0.00	0.00	1.92	0.08	0.83	0.08	1.92	0.08	0.42	0.00
1100 - 1105	1	0	0	0	3	1	1	0	0	0	0	0
1105 - 1110	0	0	0	0	2	1	0	0	1	0	0	0
1110 - 1115	0	0	0	0	1	0	1	0	1	0	0	0
1115 - 1120	0	0	0	0	3	1	0	0	1	0	0	0
1120 - 1125	4	1	0	0	2	0	3	0	1	0	0	0
1125 - 1130	0	0	0	0	1	0	2	0	1	0	0	0
1130 - 1135	0	0	0	0	2	0	0	1	0	0	1	0
1135 - 1140	3	0	0	0	2	0	1	0	2	0	0	0
1140 - 1145	1	0	0	0	3	0	1	0	2	0	0	0
1145 - 1150	2	0	0	0	1	0	1	0	2	0	0	0
1150 - 1155	4	0	0	0	5	0	1	0	2	0	0	0
1155 - 1200	0	0	0	0	3	0	2	1	2	0	1	0
Hourly Average	1.25	0.08	0.00	0.00	2.33	0.25	1.08	0.17	1.25	0.00	0.17	0.00
1200 - 1205	0	0	0	0	2	1	1	0	1	0	1	0
1205 - 1210	0	0	0	0	2	0	1	0	2	0	0	0
1210 - 1215	0	0	0	0	2	0	1	0	2	0	0	0
1215 - 1220	0	0	1	0	1	0	1	0	2	0	0	0
1220 - 1225	2	0	0	0	2	0	1	0	1	0	1	0
1225 - 1230	0	0	0	0	3	1	1	0	1	0	0	0
1230 - 1235	0	0	0	0	1	0	0	0	1	0	0	0
1235 - 1240	0	0	0	0	1	0	3	0	2	0	0	0
1240 - 1245	0	0	0	0	3	0	1	1	1	0	0	0
1245 - 1250	0	0	0	0	2	0	1	0	2	0	0	0
1250 - 1255	1	0	0	0	1	0	1	0	1	0	1	0
1255 - 1300	2	0	0	0	2	0	0	0	1	1	1	0
Hourly Average	0.42	0.00	0.08	0.00	1.83	0.17	1.00	0.08	1.42	0.08	0.33	0.00

1300 - 1305	1	0	0	0	2	0	1	0	1	0	0	0
1305 - 1310	4	0	0	0	2	0	1	0	2	0	0	0
1310 - 1315	5	1	0	0	4	0	1	0	0	0	0	0
1315 - 1320	0	0	0	0	2	0	0	0	1	0	0	0
1320 - 1325	0	0	0	0	2	0	1	0	2	0	0	0
1325 - 1330	0	0	0	0	4	0	1	0	1	0	0	0
1330 - 1335	0	0	0	0	1	0	0	0	1	0	0	0
1335 - 1340	1	0	0	0	2	0	1	0	2	0	0	0
1340 - 1345	0	0	0	0	0	1	1	0	1	0	1	0
1345 - 1350	0	0	0	0	3	0	1	0	2	0	0	0
1350 - 1355	0	0	0	0	2	0	0	1	1	0	0	0
1355 - 1400	0	0	0	0	0	0	0	0	0	0	1	0
Hourly Average	0.92	0.08	0.00	0.00	2.00	0.08	0.67	0.08	1.17	0.00	0.17	0.00
1400 - 1405	0	0	0	0	1	0	0	0	1	0	0	0
1405 - 1410	0	0	0	0	2	0	0	0	1	0	0	0
1410 - 1415	0	0	0	0	2	0	1	0	1	0	0	0
1415 - 1420	0	0	0	0	2	0	1	0	2	0	1	0
1420 - 1425	3	1	0	0	1	0	2	0	1	0	0	0
1425 - 1430	0	0	0	0	1	0	0	0	1	0	0	0
1430 - 1435	0	0	0	0	1	0	0	0	1	0	1	0
1435 - 1440	0	0	0	0	1	0	0	1	1	0	0	0
1440 - 1445	2	0	0	0	1	0	1	0	1	0	0	0
1445 - 1450	2	0	0	0	2	0	2	0	1	0	0	0
1450 - 1455	5	0	0	0	2	0	1	0	1	0	0	0
1455 - 1500	0	0	0	0	2	0	1	0	1	0	0	0
Hourly Average	1.00	0.08	0.00	0.00	1.50	0.00	0.75	0.08	1.08	0.00	0.17	0.00
1500 - 1505	0	0	0	0	3	0	1	0	1	0	1	0
1505 - 1510	6	1	0	0	2	0	1	0	1	0	2	0
1510 - 1515	6	1	0	0	3	0	4	1	4	0	0	0
1515 - 1520	4	0	0	0	4	0	2	0	3	1	0	0
1520 - 1525	0	0	0	0	4	0	3	0	4	0	0	0
1525 - 1530	4	1	0	0	3	0	0	0	2	0	0	0
1530 - 1535	5	0	0	0	2	0	0	0	2	0	0	0
1535 - 1540	0	0	0	0	4	0	1	0	3	0	1	0
1540 - 1545	2	1	0	0	3	0	1	0	3	0	0	0
1545 - 1550	0	0	0	0	2	0	1	0	2	0	0	0
1550 - 1555	0	0	0	0	3	0	1	0	3	0	0	0
1555 - 1600	0	0	0	0	4	0	0	0	3	0	0	0
Hourly Average	2.25	0.33	0.00	0.00	3.08	0.00	1.25	0.08	2.58	0.08	0.33	0.00
1600 - 1605	3	1	0	0	2	0	1	0	2	0	0	0
1605 - 1610	3	0	0	0	2	0	0	0	4	0	0	0
1610 - 1615	7	0	0	0	5	0	0	0	4	0	0	0
1615 - 1620	5	0	0	0	4	0	0	1	3	0	0	0
1620 - 1625	0	0	0	0	2	0	0	0	3	0	0	0
1625 - 1630	3	0	0	0	2	0	1	0	3	0	0	0
1630 - 1635	0	0	0	0	2	0	1	0	5	0	0	0
1635 - 1640	0	0	0	0	3	0	1	0	7	0	0	0
1640 - 1645	0	0	0	0	2	0	0	0	3	0	0	0
1645 - 1650	2	0	0	0	3	0	1	0	4	0	0	0
1650 - 1655	0	0	0	0	4	0	1	0	5	0	1	0
1655 - 1700	0	0	0	0	3	0	0	0	5	0	0	0
Hourly Average	1.92	0.08	0.00	0.00	2.83	0.00	0.50	0.08	4.00	0.00	0.08	0.00
1700 - 1705	2	0	0	0	2	0	0	0	2	0	0	0
1705 - 1710	0	0	0	0	6	1	2	0	2	0	1	0
1710 - 1715	0	0	0	0	2	0	1	0	4	0	1	0
1715 - 1720	1	0	0	0	4	0	2	0	5	0	0	0
1720 - 1725	0	0	0	0	5	0	2	0	3	0	1	0
1725 - 1730	0	0	0	0	6	0	1	0	4	0	0	0
1730 - 1735	3	0	0	0	4	0	1	0	2	0	0	0
1735 - 1740	0	0	0	0	3	0	0	0	4	0	0	0
1740 - 1745	0	0	0	0	2	0	3	0	3	0	1	0
1745 - 1750	0	0	0	0	2	0	0	0	2	0	0	0
1750 - 1755	0	0	0	0	3	0	2	0	3	0	0	0
1755 - 1800	0	0	0	0	2	0	0	0	4	0	0	0
Hourly Average	0.50	0.00	0.00	0.00	3.42	0.08	1.17	0.00	3.17	0.00	0.33	0.00
1800 - 1805	0	0	0	0	2	0	0	0	2	0	0	0
1805 - 1810	0	0	0	0	2	0	1	0	2	0	0	0
1810 - 1815	0	0	0	0	3	0	2	1	4	0	0	0
1815 - 1820	0	0	0	0	2	0	2	1	4	0	0	0
1820 - 1825	0	0	0	0	2	0	1	0	2	0	0	0
1825 - 1830	0	0	0	0	1	0	0	0	1	0	0	0
1830 - 1835	0	0	0	0	3	0	1	0	4	0	0	0
1835 - 1840	0	0	0	0	2	0	0	0	2	0	0	0
1840 - 1845	0	0	0	0	0	0	1	0	1	0	0	0
1845 - 1850	0	0	0	0	2	0	0	0	2	0	0	0
1850 - 1855	0	0	0	0	1	0	0	0	2	0	1	0
1855 - 1900	0	0	0	0	1	0	0	0	1	0	0	0
Hourly Average	0.00	0.00	0.00	0.00	1.75	0.00	0.67	0.17	2.25	0.00	0.08	0.00
Session Total	1.35	0.08	0.01	0.00	2.60	0.10	0.99	0.11	2.09	0.03	0.28	0.01

Date
Wednesday 13 November 2019

Weather
Cloudy
Temp: 8°C

0700 - 1900 (Wednesday 12H Session)

TIME	1a		1b		1c		1d		1e		1f	
	Lights	Heavies	Lights	Heavies	Lights	Heavies	Lights	Heavies	Lights	Heavies	Lights	Heavies
0700 - 0705	2	0	0	0	1	0	0	0	1	0	0	0
0705 - 0710	3	0	0	0	1	0	0	0	1	0	0	0
0710 - 0715	3	1	0	0	1	0	0	0	2	0	0	0
0715 - 0720	0	0	0	0	1	0	0	0	2	0	0	0
0720 - 0725	0	0	0	0	2	0	2	0	3	0	1	0
0725 - 0730	0	0	0	0	3	1	2	0	2	0	0	0
0730 - 0735	4	1	0	0	3	0	1	0	2	0	0	0
0735 - 0740	0	0	0	0	6	0	1	0	3	0	0	0
0740 - 0745	0	0	0	0	4	0	1	0	3	0	0	0
0745 - 0750	0	0	0	0	3	2	0	1	2	0	0	0
0750 - 0755	5	0	0	0	3	0	1	0	4	0	0	0
0755 - 0800	0	0	0	0	4	0	1	0	5	0	0	0
Hourly Average	1.42	0.17	0.00	0.00	2.67	0.25	0.75	0.08	2.50	0.00	0.08	0.00
0800 - 0805	0	0	0	0	4	0	2	0	5	1	1	0
0805 - 0810	5	0	0	0	4	0	2	0	4	0	0	0
0810 - 0815	2	0	0	0	3	0	2	1	5	0	0	0
0815 - 0820	4	0	0	0	4	0	1	0	4	0	0	0
0820 - 0825	0	0	0	0	4	1	2	1	4	0	0	0
0825 - 0830	0	0	0	0	3	0	1	0	4	0	0	0
0830 - 0835	0	0	0	0	2	0	0	0	3	0	0	0
0835 - 0840	0	0	0	0	4	0	1	0	4	0	1	0
0840 - 0845	4	0	0	0	3	0	1	0	3	0	0	0
0845 - 0850	4	0	0	0	2	0	1	0	3	0	0	0
0850 - 0855	0	0	0	0	3	0	1	0	2	0	0	0
0855 - 0900	0	0	0	0	4	0	1	0	3	0	0	0
Hourly Average	1.58	0.00	0.00	0.00	3.33	0.08	1.25	0.17	3.67	0.08	0.17	0.00
0900 - 0905	2	0	0	0	2	0	1	0	3	0	0	0
0905 - 0910	1	0	0	0	2	0	1	0	3	0	0	0
0910 - 0915	0	0	0	0	2	0	0	0	1	0	0	0
0915 - 0920	0	0	0	0	2	1	1	0	2	0	1	0
0920 - 0925	0	0	0	0	2	0	1	0	3	0	1	0
0925 - 0930	0	0	0	0	2	0	1	0	2	1	1	0
0930 - 0935	0	0	0	0	2	0	1	0	2	0	0	0
0935 - 0940	0	0	0	0	1	0	0	0	1	0	0	0
0940 - 0945	0	0	0	0	1	0	0	0	2	0	0	0
0945 - 0950	0	0	0	0	1	0	0	0	0	0	0	0
0950 - 0955	0	0	0	0	1	0	0	0	2	0	0	0
0955 - 1000	0	0	0	0	1	0	0	1	1	0	0	0
Hourly Average	0.25	0.00	0.00	0.00	1.58	0.08	0.50	0.08	1.83	0.08	0.25	0.00
1000 - 1005	0	0	0	0	3	0	2	0	1	0	0	0
1005 - 1010	0	0	0	0	3	0	1	0	2	0	0	0
1010 - 1015	0	0	0	0	2	0	0	0	0	0	0	0
1015 - 1020	0	0	0	0	2	0	0	0	0	0	0	0
1020 - 1025	0	0	0	0	2	0	1	0	0	0	0	0
1025 - 1030	0	0	0	0	1	1	1	0	1	0	1	0
1030 - 1035	0	0	0	0	1	0	0	0	1	0	0	0
1035 - 1040	0	0	0	0	2	0	0	0	0	0	0	0
1040 - 1045	0	0	0	0	1	0	0	0	0	1	0	0
1045 - 1050	1	0	0	0	2	0	0	0	0	0	0	0
1050 - 1055	0	0	0	0	1	1	1	0	0	1	0	0
1055 - 1100	0	0	0	0	1	0	0	0	1	0	0	0
Hourly Average	0.08	0.00	0.00	0.00	1.75	0.17	0.50	0.00	0.50	0.17	0.08	0.00
1100 - 1105	0	0	0	0	2	1	1	0	1	0	0	0
1105 - 1110	0	0	0	0	2	1	0	0	1	0	0	0
1110 - 1115	0	0	0	0	2	0	1	0	2	0	2	0
1115 - 1120	0	0	0	0	2	1	0	0	1	0	0	0
1120 - 1125	0	0	0	0	1	0	0	0	1	0	0	0
1125 - 1130	0	0	0	0	1	0	0	0	1	0	0	0
1130 - 1135	2	1	0	0	2	1	0	0	0	1	0	0
1135 - 1140	0	0	0	0	1	0	1	0	1	0	0	0
1140 - 1145	0	0	0	0	0	0	1	0	1	0	0	0
1145 - 1150	6	0	0	0	2	1	1	0	1	0	0	0
1150 - 1155	0	0	0	0	1	0	2	0	2	0	0	0
1155 - 1200	0	0	0	0	2	0	2	1	0	0	0	0
Hourly Average	0.67	0.08	0.00	0.00	1.50	0.42	0.75	0.08	1.00	0.08	0.17	0.00
1200 - 1205	0	0	0	0	2	0	1	0	1	0	0	0
1205 - 1210	0	0	0	0	2	0	1	0	0	0	0	0
1210 - 1215	4	2	0	0	2	0	1	0	1	0	0	0
1215 - 1220	1	0	0	0	1	0	0	0	0	0	0	0
1220 - 1225	2	0	0	0	2	0	1	0	1	0	0	0
1225 - 1230	0	0	0	0	1	0	0	0	1	0	0	0
1230 - 1235	2	1	0	0	1	0	0	0	1	0	0	0
1235 - 1240	0	0	0	0	1	0	1	0	1	0	0	0
1240 - 1245	0	0	0	0	1	0	0	0	1	0	0	0
1245 - 1250	0	0	0	0	2	0	0	1	2	0	0	0
1250 - 1255	2	1	0	0	2	1	0	0	1	0	0	0
1255 - 1300	0	0	0	0	2	1	0	0	1	0	0	0
Hourly Average	0.92	0.33	0.00	0.00	1.58	0.17	0.42	0.08	0.92	0.00	0.00	0.00
1300 - 1305	0	0	0	0	1	0	0	0	1	0	0	0
1305 - 1310	0	0	0	0	2	0	0	0	1	0	0	0
1310 - 1315	0	0	0	0	1	0	0	0	0	0	0	0
1315 - 1320	2	0	0	0	2	0	0	0	1	0	0	0
1320 - 1325	4	0	0	0	5	0	1	1	2	0	0	0
1325 - 1330	0	0	0	0	1	1	1	0	2	0	0	0
1330 - 1335	0	0	0	0	3	0	1	0	2	0	0	0
1335 - 1340	2	0	0	0	1	1	1	1	0	0	0	0
1340 - 1345	0	0	0	0	2	0	0	0	3	0	0	0
1345 - 1350	4	0	0	0	3	0	1	0	2	0	1	0
1350 - 1355	0	0	0	0	5	0	0	0	2	0	0	0
1355 - 1400	2	0	0	0	3	0	1	0	1	0	0	0
Hourly Average	1.17	0.00	0.00	0.00	2.42	0.17	0.50	0.17	1.42	0.00	0.08	0.00

1400 - 1405	0	0	0	0	2	0	0	0	1	1	0	0
1405 - 1410	0	0	0	0	2	0	1	0	2	0	0	0
1410 - 1415	1	0	0	0	2	0	0	0	1	1	0	0
1415 - 1420	0	0	0	0	2	0	1	0	1	1	0	0
1420 - 1425	1	0	0	0	2	1	1	0	2	0	0	0
1425 - 1430	0	0	0	0	2	0	1	0	2	0	0	0
1430 - 1435	0	0	0	0	1	1	1	0	1	0	1	0
1435 - 1440	0	0	0	0	2	0	1	0	1	0	0	0
1440 - 1445	0	0	0	0	2	1	2	1	2	0	0	0
1445 - 1450	0	0	0	0	3	1	1	0	0	0	0	0
1450 - 1455	6	0	0	0	2	0	1	1	1	0	1	0
1455 - 1500	0	0	0	0	1	0	0	0	1	0	0	0
Hourly Average	0.67	0.00	0.00	0.00	1.92	0.33	0.83	0.17	1.25	0.25	0.17	0.00
1500 - 1505	0	0	0	0	1	0	1	0	1	0	1	0
1505 - 1510	4	1	0	0	2	0	0	0	1	0	1	0
1510 - 1515	3	1	1	0	5	0	4	1	2	0	0	0
1515 - 1520	5	2	0	0	4	0	1	0	1	0	2	0
1520 - 1525	0	0	0	0	2	0	1	0	1	0	0	0
1525 - 1530	0	0	0	0	1	0	2	0	1	0	0	0
1530 - 1535	3	0	0	0	2	0	1	0	2	0	0	0
1535 - 1540	4	0	0	0	2	0	1	0	2	0	0	0
1540 - 1545	3	1	0	0	2	0	2	0	2	0	0	0
1545 - 1550	6	0	0	0	2	0	0	0	3	0	0	0
1550 - 1555	2	0	0	0	2	0	1	0	6	0	1	0
1555 - 1600	5	1	0	0	6	0	1	0	3	0	1	0
Hourly Average	2.92	0.50	0.08	0.00	2.58	0.00	1.25	0.08	2.08	0.00	0.50	0.00
1600 - 1605	0	0	0	0	2	0	1	0	2	0	0	0
1605 - 1610	0	0	0	0	3	0	0	0	3	0	0	0
1610 - 1615	2	1	0	0	6	1	2	0	5	0	1	0
1615 - 1620	0	0	0	0	5	0	1	0	6	0	0	0
1620 - 1625	0	0	0	0	3	0	1	0	4	0	0	0
1625 - 1630	6	0	1	0	4	0	1	0	3	0	0	0
1630 - 1635	5	0	0	0	3	0	1	0	2	0	0	0
1635 - 1640	2	0	0	0	3	0	2	0	3	0	0	0
1640 - 1645	0	0	0	0	3	0	1	0	2	0	0	0
1645 - 1650	0	0	0	0	1	0	1	0	3	0	0	0
1650 - 1655	3	1	0	0	3	0	1	0	5	0	0	0
1655 - 1700	0	0	0	0	2	1	2	0	5	0	0	0
Hourly Average	1.50	0.17	0.08	0.00	3.17	0.17	1.17	0.00	3.58	0.00	0.08	0.00
1700 - 1705	0	0	0	0	2	0	1	0	6	0	0	0
1705 - 1710	0	0	0	0	4	0	2	0	5	0	0	0
1710 - 1715	0	0	0	0	4	0	1	0	3	0	0	0
1715 - 1720	0	0	0	0	3	0	1	0	2	0	0	0
1720 - 1725	0	0	0	0	3	0	2	0	4	0	1	0
1725 - 1730	2	0	0	0	2	0	2	0	3	0	0	0
1730 - 1735	2	0	0	0	3	0	1	0	2	0	0	0
1735 - 1740	0	0	0	0	4	0	2	0	3	0	1	0
1740 - 1745	0	0	0	0	2	0	1	0	6	0	0	0
1745 - 1750	2	0	0	0	4	0	1	0	3	0	0	0
1750 - 1755	0	0	0	0	3	0	2	0	4	0	0	0
1755 - 1800	0	0	0	0	2	0	2	0	4	0	0	0
Hourly Average	0.50	0.00	0.00	0.00	3.00	0.00	1.50	0.00	3.75	0.00	0.17	0.00
1800 - 1805	2	0	0	0	2	0	1	0	2	0	0	0
1805 - 1810	0	0	0	0	3	0	1	0	2	0	0	0
1810 - 1815	0	0	0	0	2	0	4	0	3	0	0	0
1815 - 1820	0	0	0	0	2	0	2	0	2	0	0	0
1820 - 1825	0	0	0	0	3	0	1	0	2	0	0	0
1825 - 1830	0	0	0	0	2	0	0	0	2	0	0	0
1830 - 1835	0	0	0	0	3	0	1	0	2	0	0	0
1835 - 1840	0	0	0	0	1	0	1	0	2	0	0	0
1840 - 1845	0	0	0	0	1	0	1	0	1	0	0	0
1845 - 1850	0	0	0	0	2	0	1	0	2	0	0	0
1850 - 1855	0	0	0	0	2	0	1	0	0	0	0	0
1855 - 1900	0	0	0	0	1	0	1	0	2	0	0	0
Hourly Average	0.17	0.00	0.00	0.00	2.00	0.00	1.25	0.00	1.83	0.00	0.00	0.00
Session Total	0.99	0.10	0.01	0.00	2.29	0.15	0.89	0.08	2.03	0.06	0.15	0.00

Epsom
Queue Length Survey

Site 2 of 3
A24 South Street
Woodcote Road
A24 Dorking Road

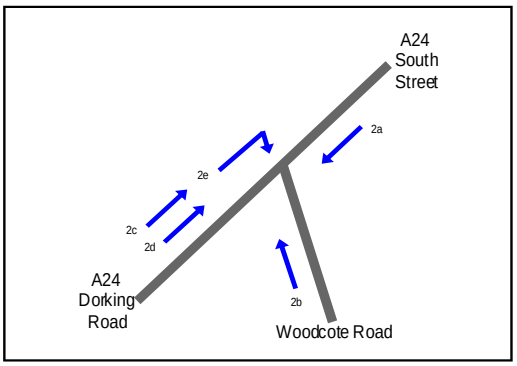

Lat/Long
lat 51.328668° lon -0.270543°

Date
Tuesday 12 November 2019

Weather
Cloudy
Temp: 6°C

0700 - 1900 (Tuesday 12H Session)

TIME	2a		2b		2c		2d		2e	
	Lights	Heavies	Lights	Heavies	Lights	Heavies	Lights	Heavies	Lights	Heavies
0700 - 0705	2	0	2	0	3	0	2	0	0	0
	6	0	4	0	9	0	0	0	0	0
	5	0	6	0	11	0	2	0	0	0
0705 - 0710	12	0	5	0	8	0	2	0	1	0
	8	0	4	0	8	0	0	0	2	0
	7	0	3	0	10	1	2	0	0	0
0710 - 0715	0	0	10	0	10	1	0	0	0	0
	8	0	7	0	10	0	0	0	0	0
	0	0	10	0	0	0	0	0	0	0
0715 - 0720	10	2	6	0	7	0	1	0	0	0
	11	2	6	3	10	2	2	0	0	0
	13	0	0	0	10	0	3	0	0	0
0720 - 0725	9	0	8	0	11	1	2	0	0	0
	11	0	8	0	12	0	1	0	0	0
	0	0	9	0	0	0	0	0	0	0
0725 - 0730	11	1	8	0	14	1	1	0	0	0
	11	1	9	0	10	0	2	0	0	0
	10	0	0	0	8	0	0	0	0	0
0730 - 0735	10	0	7	1	9	0	2	0	0	0
	11	1	10	0	10	0	1	0	0	0
	0	0	5	0	0	0	0	0	0	0
0735 - 0740	12	0	12	0	8	0	2	0	0	0
	10	0	9	1	9	1	5	0	0	0
	11	1	0	0	11	0	3	0	0	0
0740 - 0745	12	0	11	0	10	0	4	0	3	0
	9	0	10	0	12	0	1	0	2	0
0745 - 0750	11	0	9	0	10	0	0	0	0	0
	10	0	8	1	12	0	0	0	0	0
	9	0	6	0	10	0	0	0	0	0
0750 - 0755	10	0	0	0	11	0	2	0	0	0
	11	1	11	1	12	0	3	0	0	0
	12	0	8	0	10	0	2	0	0	0
0755 - 0800	11	0	10	0	8	0	1	0	0	0
	12	0	12	1	10	0	3	0	0	0
	10	1	9	0	9	0	2	0	0	0
0800 - 0805	10	0	10	1	11	0	2	0	0	0
	8	0	9	0	10	0	3	0	0	0
0805 - 0810	10	0	12	0	8	1	0	0	0	0
	11	1	10	1	5	0	0	0	0	0
	13	0	9	0	3	0	0	0	0	0
0810 - 0815	12	0	9	0	9	0	0	0	0	0
	11	1	8	0	6	2	1	0	0	0
	0	0	10	1	0	0	0	0	0	0
0815 - 0820	12	1	10	0	9	0	0	0	0	0
	10	1	12	0	8	1	0	0	0	0
	11	0	0	0	9	0	0	0	0	0
0820 - 0825	12	0	2	0	10	1	1	0	0	0
	13	1	4	1	8	0	0	0	0	0
0825 - 0830	14	0	10	0	0	0	0	0	0	0
	8	1	4	0	9	1	0	0	0	0

0830 - 0835	11	1	10	2	10	1	0	0	0	0
	13	0	7	0	12	0	1	0	0	0
	11	0	0	0	12	0	0	0	0	0
0835 - 0840	9	1	8	0	12	1	0	0	0	0
	11	0	6	3	11	0	0	0	0	0
	0	0	10	0	0	0	0	0	0	0
0840 - 0845	9	0	8	0	11	12	1	0	0	0
	10	0	7	1	12	0	0	0	0	0
	3	0	0	0	6	0	1	0	0	0
0845 - 0850	6	0	8	0	12	0	0	0	0	0
	9	1	9	0	9	0	0	0	0	0
0850 - 0855	9	0	7	1	8	0	1	0	0	0
	11	1	10	0	6	0	0	0	0	0
	13	0	0	0	9	1	0	0	0	0
0855 - 0900	6	1	12	0	5	0	0	0	0	0
	10	0	9	1	4	0	0	0	0	0
0900 - 0905	9	0	11	0	11	1	4	0	0	0
	6	0	10	2	6	1	0	0	0	0
	0	0	9	0	0	0	0	0	0	0
0905 - 0910	12	1	9	0	8	2	0	0	0	0
	7	2	8	1	6	1	0	0	0	0
	10	0	0	0	7	0	4	0	0	0
0910 - 0915	5	0	11	1	11	0	0	0	0	0
	9	1	8	0	9	1	3	0	0	0
0915 - 0920	6	0	10	0	7	1	1	0	0	0
	10	0	12	1	9	1	4	0	0	0
	9	2	0	0	7	0	0	0	0	0
0920 - 0925	3	0	10	1	6	0	0	0	0	0
	2	2	9	0	6	0	4	0	0	0
	0	0	11	0	0	0	0	0	0	0
0925 - 0930	7	0	12	0	6	0	0	0	0	0
	10	0	10	1	9	0	1	0	0	0
	1	0	0	0	6	0	1	0	0	0
0930 - 0935	3	0	9	0	5	2	1	0	0	0
	7	1	8	0	3	0	2	0	0	0
0935 - 0940	3	0	10	0	4	0	3	0	0	0
	4	1	12	0	7	0	6	0	0	0
	3	1	0	0	4	0	1	0	0	0
0940 - 0945	9	0	7	0	3	0	5	0	0	0
	5	2	5	1	6	1	4	0	0	0
	0	0	0	0	0	0	0	0	0	0
0945 - 0950	8	0	6	0	6	0	3	0	0	0
	7	1	7	1	5	1	2	0	0	0
	6	0	6	0	2	1	1	1	0	0
0950 - 0955	9	0	12	0	10	0	0	0	0	0
	10	0	6	1	12	0	0	0	0	0
0955 - 1000	8	0	7	1	6	1	2	0	0	0
1000 - 1005	7	0	9	1	4	1	0	0	0	0
	4	0	7	0	5	0	0	0	0	0
	6	0	0	0	4	0	0	0	0	0
1005 - 1010	5	1	6	0	3	0	0	0	0	0
	9	0	5	1	5	0	0	0	0	0
	8	0	9	1	9	1	2	0	0	0
1010 - 1015	9	0	7	0	7	0	1	0	0	0
	6	1	10	0	4	0	0	0	0	0
1015 - 1020	11	0	6	0	10	0	1	0	0	0
	4	1	9	1	6	1	0	0	0	0
	6	1	6	0	5	0	0	0	0	0
1020 - 1025	11	0	9	0	10	0	0	0	0	0
	9	0	3	0	9	1	0	0	0	0
1025 - 1030	11	0	7	0	5	0	0	0	1	0
	9	0	5	1	4	0	0	0	0	0
1030 - 1035	7	2	7	0	8	0	0	0	0	0
	5	2	9	0	8	0	2	0	0	0
	9	0	0	0	10	0	1	0	0	0
1035 - 1040	9	2	6	1	3	0	0	0	0	0
	1	0	6	0	6	0	0	0	0	0
	7	0	1	1	9	1	2	0	0	0

1040 - 1045	6	0	6	1	4	0	0	0	0	0
	1	0	2	0	7	0	1	0	0	0
	1	0	4	0	3	0	0	0	0	0
	2	0	0	0	6	0	0	0	0	0
1045 - 1050	11	0	6	0	12	1	0	0	0	0
	10	0	6	1	9	0	0	0	0	0
	11	0	4	1	8	0	0	0	0	0
	9	1	5	0	7	0	1	0	0	0
1050 - 1055	10	1	4	0	6	0	0	0	0	0
	12	0	5	1	3	0	2	0	0	0
	9	0	4	0	4	1	0	0	0	0
1055 - 1100	6	0	10	1	5	0	0	0	0	0
	10	1	9	0	7	2	1	0	0	0
	9	0	7	0	4	0	0	0	0	0
	11	1	5	0	9	1	0	0	0	0
	10	0	0	0	0	0	0	0	0	0
1100 - 1105	10	0	6	0	0	0	0	0	0	0
	11	1	7	1	4	0	0	0	0	0
	9	2	6	0	4	0	0	0	0	0
	8	0	5	1	6	0	0	0	0	0
1105 - 1110	10	1	11	1	8	1	1	0	0	0
	12	0	6	0	7	0	0	0	0	0
	9	0	4	1	6	0	0	0	0	0
1110 - 1115	6	0	9	2	5	0	0	0	0	0
	7	1	5	0	6	0	0	0	0	0
1115 - 1120	8	1	10	1	5	0	0	0	0	0
	7	0	8	0	7	0	1	0	0	0
	0	0	6	0	0	0	0	0	0	0
1120 - 1125	10	1	8	0	8	0	0	0	0	0
	9	1	5	1	5	1	0	0	0	0
	5	0	0	0	3	0	0	0	0	0
1125 - 1130	9	1	8	0	5	0	0	0	0	0
	8	0	4	1	7	0	0	0	0	0
1130 - 1135	10	0	8	0	9	1	0	0	0	0
	9	0	5	1	4	0	1	0	0	0
	4	1	0	0	6	0	0	0	0	0
1135 - 1140	8	0	6	0	5	0	0	0	0	0
	10	1	6	1	8	1	1	0	0	0
	9	0	7	0	4	0	0	0	0	0
1140 - 1145	4	0	7	0	5	0	0	0	0	0
	8	0	6	0	1	0	1	0	0	0
1145 - 1150	6	0	5	1	5	0	1	0	0	0
	5	0	2	1	2	0	0	0	0	0
	3	1	4	0	2	0	0	0	0	0
1150 - 1155	3	0	6	1	4	0	0	0	0	0
	6	0	5	0	5	0	2	0	0	0
1155 - 1200	4	0	5	1	3	1	1	0	0	0
	2	0	4	0	5	0	1	0	0	0
	3	0	4	0	4	0	1	0	0	0
1200 - 1205	3	0	7	0	5	0	1	0	0	0
	3	0	3	0	3	0	0	0	0	0
1205 - 1210	4	0	6	1	5	0	1	0	0	0
	2	0	5	0	4	0	2	0	0	0
1210 - 1215	7	0	11	1	3	2	2	0	0	0
	5	0	9	0	5	0	0	0	0	0
	11	0	0	0	4	0	0	0	0	0
1215 - 1220	10	0	7	0	6	0	1	0	0	0
	9	0	6	1	7	0	0	0	0	0
	3	2	5	0	6	0	0	0	0	0
1220 - 1225	8	0	5	1	4	0	0	0	0	0
	9	1	9	0	6	1	0	0	0	0
	6	0	0	0	8	0	0	0	0	0
1225 - 1230	4	0	7	0	5	0	1	0	0	0
	10	0	5	2	8	1	0	0	0	0
	12	0	2	0	3	0	0	0	0	0
1230 - 1235	8	0	9	2	6	0	0	0	0	0
	9	0	6	0	7	0	1	0	0	0
1235 - 1240	6	0	3	0	6	0	1	0	0	0
	7	0	5	0	4	0	1	0	0	0
	5	0	7	3	6	0	0	0	0	0

1240 - 1245	10	2	5	1	8	0	0	0	0	0
	9	0	6	1	10	0	1	0	0	0
	0	0	0	0	0	0	0	0	0	0
1245 - 1250	9	0	9	0	6	0	0	0	0	0
	11	1	7	0	7	0	2	0	0	0
	13	1	11	1	10	0	0	0	0	0
	0	0	0	0	0	0	0	0	0	0
1250 - 1255	12	0	6	0	9	0	0	0	0	0
	10	1	1	1	11	0	2	0	0	0
1255 - 1300	9	0	2	0	6	0	0	0	0	0
	12	1	4	0	4	0	1	0	0	0
	10	1	3	1	6	0	0	0	0	0
1300 - 1305	6	1	6	1	4	0	0	0	0	0
	7	0	4	1	3	0	1	0	0	0
1305 - 1310	5	0	5	1	6	0	0	0	0	0
	6	2	4	0	4	0	0	0	0	0
	5	1	5	0	5	0	2	0	0	0
1310 - 1315	6	0	4	0	6	0	0	0	0	0
	5	1	2	0	9	0	2	0	0	0
1315 - 1320	8	0	5	0	5	0	0	0	0	0
	6	0	3	1	3	0	2	0	0	0
	7	0	4	0	5	1	0	0	0	0
1320 - 1325	8	1	4	0	5	0	1	0	0	0
	1	0	1	0	3	0	0	0	0	0
1325 - 1330	6	0	5	0	9	0	0	0	0	0
	7	0	3	0	4	1	1	0	0	0
	6	0	1	0	5	0	1	0	0	0
1330 - 1335	6	1	2	0	7	0	0	0	0	0
	5	0	4	0	6	0	1	0	0	0
1335 - 1340	7	0	5	0	8	0	2	0	0	0
	6	1	4	1	5	0	0	0	0	0
1340 - 1345	8	1	10	0	6	0	0	0	0	0
	6	0	7	0	8	0	2	0	0	0
	7	1	0	0	4	1	0	0	0	0
1345 - 1350	6	1	6	0	5	0	0	0	0	0
	5	0	6	1	4	0	1	0	0	0
1350 - 1355	9	1	8	0	7	0	0	0	0	0
	10	0	5	0	3	0	0	0	0	0
	6	0	0	0	5	0	2	0	0	0
1355 - 1400	8	0	8	0	7	0	0	0	0	0
	6	1	6	0	3	0	0	0	0	0
	6	0	4	0	4	1	2	0	0	0
1400 - 1405	7	0	7	1	9	0	0	0	0	0
	5	1	10	0	6	0	0	0	0	0
1405 - 1410	9	0	12	0	7	0	0	0	0	0
	5	1	9	1	6	0	1	0	0	0
	7	0	7	0	4	0	0	0	0	0
1410 - 1415	7	0	11	0	6	0	0	0	0	0
	5	1	10	0	6	0	1	0	0	0
1415 - 1420	8	0	9	0	6	0	2	0	0	0
	6	1	8	1	5	0	0	0	0	0
1420 - 1425	9	0	11	1	7	0	1	0	0	0
	11	0	8	0	7	0	0	0	0	0
	8	1	0	0	5	1	0	0	0	0
1425 - 1430	11	0	10	0	5	1	0	0	0	0
	9	0	12	1	6	0	0	0	0	0
	10	0	9	0	8	0	0	0	0	0
1430 - 1435	10	1	10	1	6	0	2	0	0	0
	8	0	9	0	5	0	0	0	0	0
1435 - 1440	11	0	12	0	5	0	0	0	0	0
	9	0	10	1	5	0	2	0	0	0
1440 - 1445	9	0	9	0	5	0	0	0	0	0
	7	1	8	1	5	0	0	0	0	0
	8	1	0	0	4	0	0	0	0	0
1445 - 1450	8	1	10	0	5	0	1	0	0	0
	8	0	12	0	5	0	0	0	0	0
1450 - 1455	11	0	4	0	5	0	0	0	0	0
	12	0	6	0	4	0	1	0	0	0
	11	1	0	0	6	0	0	0	0	0

1455 - 1500	11	1	4	0	8	0	0	0	0	0
	8	1	3	0	7	0	0	0	0	0
1500 - 1505	10	2	7	0	6	1	0	0	0	0
	11	0	10	0	6	0	1	0	0	0
	6	0	0	0	10	0	0	0	0	0
1505 - 1510	10	1	6	3	5	0	2	0	0	0
	13	0	4	0	6	0	0	0	0	0
1510 - 1515	12	0	8	0	5	0	0	0	0	0
	9	0	9	1	6	0	0	0	0	0
	9	0	0	0	8	0	1	0	0	0
1515 - 1520	12	0	9	0	7	1	0	0	0	0
	7	1	5	0	2	0	0	0	0	0
1520 - 1525	11	0	10	0	5	0	0	0	0	0
	10	0	5	0	10	0	0	0	0	0
	10	2	0	0	6	1	0	0	0	0
1525 - 1530	15	0	9	1	9	0	0	0	0	0
	11	1	6	0	6	0	0	0	0	0
1530 - 1535	12	1	10	0	8	0	0	0	0	0
	7	0	6	0	8	2	0	0	0	0
	9	1	0	0	3	0	0	0	0	0
1535 - 1540	7	0	8	1	8	0	1	0	0	0
	10	0	6	0	7	1	0	0	0	0
	0	0	4	0	0	0	0	0	0	0
1540 - 1545	11	0	8	1	8	0	1	0	0	0
	12	1	5	0	5	0	0	0	0	0
	8	0	0	0	9	0	0	0	0	0
1545 - 1550	10	0	12	1	7	1	0	0	0	0
	8	2	9	0	8	0	2	0	0	0
1550 - 1555	10	1	9	0	9	1	0	0	0	0
	11	0	7	0	8	0	0	0	0	0
	12	0	0	0	6	0	0	0	0	0
1555 - 1600	11	1	10	1	7	1	0	0	0	0
	10	0	9	0	7	0	0	0	0	0
	0	0	6	0	0	0	0	0	0	0
1600 - 1605	9	1	8	0	7	0	1	0	0	0
	10	0	10	1	7	0	0	0	0	0
	8	3	0	0	5	0	0	0	0	0
1605 - 1610	12	0	12	1	7	1	0	0	0	0
	10	2	8	0	5	0	1	0	0	0
1610 - 1615	10	1	2	0	7	0	2	0	0	0
	9	1	4	0	6	0	0	0	0	0
	11	0	0	0	8	0	0	0	0	0
1615 - 1620	9	1	5	0	9	0	0	0	0	0
	7	1	4	1	5	0	1	0	0	0
1620 - 1625	12	0	10	1	8	0	0	0	0	0
	10	1	7	0	2	1	1	0	0	0
	11	0	10	0	6	0	0	0	0	0
1625 - 1630	11	0	6	0	6	1	2	0	0	0
	9	0	6	3	4	1	0	0	0	0
1630 - 1635	12	0	8	0	6	0	0	0	0	0
	9	0	8	0	10	0	0	0	0	0
	7	1	9	1	8	1	0	0	0	0
1635 - 1640	11	0	8	0	6	0	0	0	0	0
	12	1	9	1	10	0	2	0	0	0
1640 - 1645	11	0	7	1	9	0	2	0	0	0
	12	1	10	0	8	1	0	0	0	0
	9	1	5	0	0	0	0	0	0	0
1645 - 1650	13	0	12	0	10	0	2	0	0	0
	10	2	9	1	7	0	1	0	0	0
1650 - 1655	12	1	11	0	4	0	1	0	0	0
	11	0	10	1	8	0	0	0	0	0
	10	1	8	0	6	1	0	0	0	0
1655 - 1700	7	1	9	0	4	0	0	0	0	0
	11	0	8	1	5	1	0	0	0	0
1700 - 1705	12	1	11	1	6	0	0	0	0	0
	11	0	8	0	3	0	0	0	0	0
	9	1	9	0	0	0	0	0	0	0
1705 - 1710	9	0	10	0	8	0	1	0	0	0
	7	1	12	1	3	0	0	0	0	0

1710 - 1715	10	0	10	1	7	0	0	0	0	0
	12	1	9	0	9	0	2	0	0	0
1715 - 1720	11	1	12	0	0	0	0	0	0	0
	13	0	10	1	10	0	2	0	0	0
	10	2	0	0	7	0	1	0	0	0
1720 - 1725	8	0	9	1	9	0	0	0	0	0
	12	1	8	0	4	0	2	0	0	0
1725 - 1730	12	0	10	0	8	0	0	0	0	0
	7	1	12	1	4	0	0	0	0	0
	11	0	8	0	5	0	0	0	0	0
1730 - 1735	11	0	2	0	7	0	0	0	0	0
	12	1	4	0	6	0	0	0	0	0
1735 - 1740	7	0	5	0	5	0	1	0	0	0
	9	1	4	1	8	0	0	0	0	0
1740 - 1745	12	1	10	1	9	0	2	0	0	0
	12	0	7	0	2	0	0	0	0	0
	10	2	0	0	8	0	0	0	0	0
1745 - 1750	13	0	6	0	10	0	2	0	0	0
	10	2	6	3	7	0	1	0	0	0
1750 - 1755	12	2	8	0	4	1	0	0	0	0
	11	0	8	0	8	0	0	0	0	0
	9	0	9	1	5	0	0	0	0	0
1755 - 1800	7	1	8	0	4	0	0	0	0	0
	11	2	9	0	5	0	1	0	0	0
1800 - 1805	12	1	7	1	6	0	0	0	0	0
	11	0	10	0	3	1	0	0	0	0
	9	1	5	0	0	0	0	0	0	0
1805 - 1810	9	0	12	0	8	0	0	0	0	0
	7	1	9	1	3	0	3	0	0	0
1810 - 1815	9	0	11	0	7	0	0	0	0	0
	12	0	10	1	9	0	2	0	0	0
	12	1	8	0	2	0	0	0	0	0
1815 - 1820	10	2	9	0	9	0	0	0	0	0
	13	0	8	1	10	0	2	0	0	0
1820 - 1825	10	0	11	1	9	0	0	0	0	0
	12	1	8	0	7	0	2	0	0	0
1825 - 1830	10	2	10	0	9	0	0	0	0	0
	7	1	12	1	7	0	1	0	0	0
	11	0	0	0	5	1	0	0	0	0
1830 - 1835	11	0	10	1	5	0	0	0	0	0
	12	1	9	0	6	0	1	0	0	0
	0	0	5	0	0	0	0	0	0	0
1835 - 1840	7	0	12	0	5	0	0	0	0	0
	9	1	10	1	8	0	1	0	0	0
	7	0	0	0	3	1	0	0	0	0
1840 - 1845	9	0	9	0	9	0	1	0	0	0
	7	1	8	0	6	0	0	0	0	0
1845 - 1850	9	0	10	1	9	0	0	0	0	0
	11	0	6	0	7	0	1	0	0	0
	12	2	0	0	6	1	0	0	0	0
1850 - 1855	10	2	9	0	6	0	1	0	0	0
	11	0	6	1	9	0	0	0	0	0
1855 - 1900	10	2	5	0	7	0	0	0	0	0
	9	0	6	0	9	2	0	0	0	0
	9	0	0	0	5	0	0	0	0	0

Date
Wednesday 13 November 2019

Weather
Cloudy
Temp: 8°C

0700 - 1900 (Wednesday 12H Session)

TIME	2a		2b		2c		2d		2e	
	Lights	Heavies	Lights	Heavies	Lights	Heavies	Lights	Heavies	Lights	Heavies
0700 - 0705	2	0	3	1	3	0	1	0	0	0
	2	1	6	1	6	0	3	0	0	0
	3	0	7	0	15	0	0	0	0	0
0705 - 0710	12	0	5	0	3	0	4	0	0	0
	10	0	3	0	4	0	1	0	0	0
	8	0	6	0	6	1	2	0	0	0
0710 - 0715	1	0	9	0	14	0	0	0	0	0
	16	0	10	0	5	0	1	0	0	0
	8	2	0	0	8	0	0	0	0	0
0715 - 0720	7	2	9	0	8	1	3	0	0	0
	13	0	7	1	10	0	0	0	0	0
	0	0	8	0	0	0	0	0	0	0
0720 - 0725	8	1	2	1	9	1	0	0	0	0
	14	0	5	0	11	1	3	0	0	0
	12	0	0	0	9	0	0	0	0	0
0725 - 0730	13	1	8	1	9	1	1	0	0	0
	14	2	13	0	11	0	0	0	0	0
0730 - 0735	1	0	8	0	9	0	2	0	0	0
	16	1	5	0	7	0	1	0	0	0
	16	2	0	0	6	0	0	0	0	0
0735 - 0740	12	0	5	1	3	0	2	0	0	0
	11	0	9	0	4	0	2	0	0	0
0740 - 0745	14	0	9	0	4	0	2	0	0	0
	11	1	9	0	9	0	2	0	0	0
	10	0	0	0	6	1	1	0	0	0
0745 - 0750	12	2	11	0	14	0	2	0	0	0
	9	0	8	1	16	0	3	0	0	0
0750 - 0755	11	0	6	1	12	1	1	0	0	0
	11	1	11	0	15	0	1	0	0	0
	13	2	0	0	17	0	2	0	0	0
0755 - 0800	12	0	12	0	17	0	2	0	0	0
	10	1	11	0	18	0	2	0	0	0
0800 - 0805	15	0	10	1	14	0	1	0	0	0
	9	1	13	0	16	0	0	0	0	0
	11	1	8	0	10	1	1	0	0	0
0805 - 0810	11	0	8	1	14	0	3	0	0	0
	10	0	11	0	13	0	0	0	0	0
0810 - 0815	15	1	7	1	14	1	2	0	0	0
	12	1	11	0	13	2	2	0	0	0
0815 - 0820	11	2	8	0	15	0	0	0	0	0
	14	0	6	0	12	2	0	0	0	0
	12	1	0	0	14	0	2	0	0	0
0820 - 0825	9	1	7	1	16	0	2	0	0	0
	8	2	8	0	10	0	3	0	0	0
0825 - 0830	13	0	11	1	16	0	1	0	0	0
	12	0	9	0	17	0	2	0	0	0
	12	1	0	0	7	2	1	1	0	0
0830 - 0835	13	1	6	0	10	1	1	0	0	0
	11	0	7	0	10	2	1	0	0	0
0835 - 0840	4	0	9	0	6	1	1	0	0	0
	1	0	7	2	10	1	1	0	0	0
	8	0	7	1	17	0	2	0	0	0
0840 - 0845	10	1	8	1	14	0	0	0	0	0
	4	0	7	1	7	1	1	0	0	0
0845 - 0850	5	1	11	0	9	1	0	0	3	0
	8	2	5	0	14	0	1	0	0	0
0850 - 0855										
0855 - 0900	7	1	6	0	12	0	3	0	0	0
	7	2	5	0	3	0	2	0	0	0

0900 - 0905	7	0	11	0	3	0	0	0	0	0
	11	0	3	0	5	1	3	0	0	0
	10	0	0	0	2	0	1	0	0	0
0905 - 0910	6	1	9	1	6	0	0	0	0	0
	8	1	7	0	2	2	1	0	0	0
0910 - 0915	5	1	6	1	6	0	0	0	0	0
	3	1	4	0	4	0	2	0	0	0
	8	0	4	1	11	0	0	0	0	0
0915 - 0920	4	1	6	0	11	0	0	0	0	0
	7	0	2	1	3	0	1	1	0	0
0920 - 0925	11	1	6	1	2	0	1	0	0	0
	9	0	4	1	11	0	0	0	0	0
	0	1	0	0	5	2	1	0	0	0
0925 - 0930	4	0	3	0	3	1	0	0	0	0
	11	0	5	0	6	0	0	0	0	0
0930 - 0935	7	0	3	1	3	0	2	0	0	0
	8	1	4	1	5	0	0	0	0	0
	6	0	0	0	6	0	1	0	0	0
0935 - 0940	3	0	6	0	8	0	0	0	0	0
	4	1	9	0	7	1	0	0	0	0
0940 - 0945	8	1	5	0	6	0	0	0	0	0
	9	0	5	0	8	0	1	0	0	0
	10	1	0	0	7	0	3	0	0	0
0945 - 0950	8	0	4	0	8	1	1	0	0	0
	7	1	5	0	10	0	0	0	0	0
0950 - 0955	11	1	4	0	10	0	0	1	0	0
	7	0	5	1	5	0	0	0	0	0
	8	0	0	0	4	0	0	0	0	0
0955 - 1000	11	0	6	1	3	0	0	0	0	0
	8	1	4	0	6	0	0	0	0	0
1000 - 1005	10	1	5	0	5	1	0	0	0	0
	8	0	4	0	4	0	1	0	0	0
	9	1	0	0	3	0	1	0	0	0
1005 - 1010	9	0	5	0	4	1	1	0	0	0
	10	1	4	0	3	2	1	0	0	0
1010 - 1015	10	1	6	0	3	0	1	0	0	0
	9	1	7	1	5	1	2	0	0	0
	8	0	0	0	10	0	0	0	0	0
1015 - 1020	7	1	5	0	8	0	0	0	0	0
	10	0	7	1	7	0	1	0	0	0
	9	0	3	0	9	1	1	0	0	0
	9	1	5	1	6	0	3	0	0	0
	7	0	5	0	4	0	0	0	0	0
1020 - 1025	9	1	5	0	4	0	0	0	0	0
	8	1	4	0	2	0	1	0	0	0
	7	0	6	1	2	0	1	0	0	0
	7	0	6	0	6	0	2	0	0	0
1025 - 1030	6	1	5	1	4	0	2	0	0	0
	7	0	4	0	8	1	0	0	0	0
1030 - 1035	4	0	5	1	6	1	2	0	0	0
	4	1	6	0	4	1	2	0	0	0
	8	0	4	0	4	0	3	0	0	0
	2	0	5	0	6	0	1	0	0	0
1035 - 1040	11	0	5	0	1	0	2	0	0	0
	2	0	6	0	1	0	1	1	0	0
	8	0	7	0	8	0	1	0	0	0
	8	0	4	0	5	1	0	1	0	0
	3	1	4	0	2	0	1	0	0	0
1040 - 1045	10	1	5	0	8	1	0	0	0	0
	4	0	4	0	8	1	0	0	0	0
	10	0	4	1	5	0	1	0	0	0
	9	1	5	0	8	0	1	1	0	0
	8	0	0	0	2	0	0	0	0	0
1045 - 1050	8	0	5	0	6	0	0	0	0	0
	9	0	4	0	8	1	0	0	0	0
	9	0	6	1	6	0	0	0	0	0
	7	1	5	0	4	0	1	0	0	0
	8	0	5	0	6	0	0	0	0	0
1050 - 1055	7	1	5	0	9	0	0	0	0	0
	9	1	4	0	5	0	0	0	0	0
	12	1	6	1	4	0	0	1	0	0
	11	1	4	0	4	0	0	0	0	0
	3	0	4	0	8	0	2	0	0	0

1055 - 1100	4	1	5	0	3	0	0	0	0	0
	3	0	2	0	4	0	0	0	0	0
	7	0	6	1	7	0	4	1	0	0
	7	0	4	0	6	0	1	0	0	0
1100 - 1105	3	0	6	1	6	0	3	0	0	0
	1	0	5	0	3	0	2	0	0	0
	3	0	4	0	5	1	0	0	0	0
	9	0	4	1	5	0	1	0	0	0
1105 - 1110	8	0	5	0	6	1	0	0	0	0
	9	0	6	1	7	0	3	0	0	0
	7	1	4	0	0	0	0	0	0	0
	5	0	5	1	0	0	0	0	0	0
	2	0	6	0	9	0	0	0	0	0
1110 - 1115	4	0	5	0	3	0	1	0	0	0
	3	2	4	0	7	1	2	0	0	0
1115 - 1120	4	0	0	0	7	0	0	0	0	0
	6	0	5	0	8	0	2	0	0	0
	5	0	2	1	6	0	1	0	0	0
	3	0	3	1	5	0	1	0	0	0
1120 - 1125	3	2	5	0	4	0	1	0	0	0
	5	0	7	0	3	1	2	0	0	0
1125 - 1130	5	0	6	0	5	0	2	0	0	0
	3	0	3	1	5	0	0	0	0	0
	6	0	5	0	7	1	3	0	0	0
	4	0	5	0	6	1	0	0	0	0
1130 - 1135	4	0	4	0	5	1	1	1	0	0
	1	0	3	1	4	0	3	0	0	0
1135 - 1140	4	0	5	0	6	0	1	0	0	0
	1	0	3	1	9	1	2	0	0	0
1140 - 1145	2	0	5	1	6	1	4	0	0	0
	2	0	6	0	5	0	0	0	0	0
	1	0	0	0	5	0	2	0	0	0
1145 - 1150	5	0	4	0	5	0	4	0	0	0
	4	1	3	0	5	0	0	0	0	0
1150 - 1155	6	0	5	0	5	0	4	0	0	0
	8	1	4	1	4	0	4	0	0	0
	5	0	0	0	5	0	0	0	0	0
1155 - 1200	5	1	5	1	5	1	3	0	0	0
	6	0	3	0	4	0	5	0	0	0
1200 - 1205	7	1	3	0	5	1	5	0	0	0
	5	0	4	0	4	0	4	1	0	0
	5	0	0	0	4	0	0	0	0	0
1205 - 1210	8	1	5	0	5	1	4	0	0	0
	9	0	4	0	6	0	0	0	0	0
1210 - 1215	7	1	4	0	4	0	0	0	0	0
	7	0	4	1	6	1	5	0	0	0
	6	0	6	1	4	0	4	0	0	0
1215 - 1220	7	1	5	0	5	0	4	0	0	0
	8	0	4	1	4	1	3	0	0	0
1220 - 1225	4	0	4	0	5	0	4	0	0	0
	6	0	5	0	3	0	4	1	0	0
	1	1	5	1	5	0	0	0	0	0
1225 - 1230	5	0	5	1	4	0	4	0	0	0
	7	2	4	0	6	0	0	0	0	0
1230 - 1235	9	2	4	0	4	0	0	0	0	0
	10	1	5	1	4	0	4	0	0	0
	9	1	5	0	5	0	3	0	0	0
1235 - 1240	6	0	5	1	4	0	5	0	0	0
	7	0	4	0	5	1	0	0	0	0
1240 - 1245	7	0	5	0	5	0	0	0	0	0
	10	1	6	1	4	0	4	0	0	0
	9	1	4	0	5	1	4	0	0	0
1245 - 1250	10	1	4	0	4	1	5	0	0	0
	7	1	6	1	5	0	0	0	0	0
1250 - 1255	11	1	5	0	5	0	4	1	0	0
	9	0	4	1	6	1	0	0	0	0
	9	1	4	0	4	0	0	0	0	0
1255 - 1300	6	1	4	0	5	1	5	1	0	0
	8	0	4	0	4	0	0	0	0	0

1300 - 1305	11	0	4	0	4	0	0	0	0	0
	7	0	4	0	5	1	5	1	0	0
	8	0	3	0	4	0	0	0	0	0
1305 - 1310	10	0	4	0	4	1	5	0	0	0
	11	0	3	0	4	0	0	0	0	0
1310 - 1315	10	2	4	0	9	0	5	0	0	0
	11	0	6	1	8	1	0	0	0	0
	9	0	4	0	6	0	4	0	0	0
1315 - 1320	10	0	5	0	5	0	0	0	0	0
	7	0	6	1	3	0	4	0	0	0
1320 - 1325	8	0	5	0	4	0	4	0	0	0
	7	2	4	1	4	1	0	0	0	0
	9	0	3	0	0	0	0	0	0	0
1325 - 1330	9	1	5	0	5	0	4	0	0	0
	7	0	3	0	4	0	0	0	0	0
1330 - 1335	8	2	5	0	6	2	4	1	0	0
	11	0	4	0	8	1	0	0	0	0
	8	0	5	0	6	1	4	0	0	0
1335 - 1340	10	1	4	0	4	0	0	0	0	0
	6	0	6	1	5	1	4	0	0	0
1340 - 1345	8	0	6	0	4	0	0	0	0	0
	6	1	4	1	4	1	5	0	0	0
1345 - 1350	9	0	6	1	0	0	0	0	0	0
	7	0	4	0	4	0	5	0	0	0
	8	1	0	0	6	1	0	0	0	0
1350 - 1355	7	0	4	0	4	0	5	0	0	0
	8	1	6	0	6	1	3	0	0	0
1355 - 1400	6	1	5	0	4	1	0	0	0	0
	9	0	4	0	5	0	5	1	0	0
	8	0	0	0	0	0	0	0	0	0
1400 - 1405	6	0	4	0	7	1	5	0	0	0
	7	1	4	0	5	0	0	0	0	0
1405 - 1410	7	0	5	0	5	0	0	0	0	0
	8	0	4	0	6	1	4	0	0	0
	6	1	0	0	4	0	3	0	0	0
1410 - 1415	6	1	5	0	5	0	4	0	0	0
	8	0	4	0	6	1	0	0	0	0
1415 - 1420	7	0	5	0	4	0	0	0	0	0
	8	1	4	0	5	1	3	0	0	0
	6	0	6	0	4	0	0	0	0	0
1420 - 1425	7	1	4	0	4	0	0	0	0	0
	6	0	4	0	4	1	4	0	0	0
1425 - 1430	6	1	3	0	5	0	4	0	0	0
	9	0	4	1	4	1	0	0	0	0
	8	0	0	0	4	0	0	0	0	0
1430 - 1435	7	0	4	0	5	1	3	0	0	0
	8	1	4	1	4	0	0	0	0	0
1435 - 1440	8	0	5	1	4	0	5	0	0	0
	9	1	4	0	3	0	0	0	0	0
	7	0	4	0	6	1	0	0	0	0
1440 - 1445	11	0	4	0	7	0	0	0	0	0
	9	1	6	1	5	1	4	0	0	0
1445 - 1450	8	1	3	0	4	0	0	0	0	0
	7	0	4	0	5	1	5	0	0	0
	6	0	0	0	4	0	0	0	0	0
1450 - 1455	9	0	4	0	4	0	4	0	0	0
	6	1	5	1	5	1	0	0	0	0
1455 - 1500	9	1	4	1	5	0	3	0	0	0
	7	1	3	0	4	0	0	0	0	0
	8	0	0	0	4	0	0	0	0	0
1500 - 1505	6	1	4	0	5	0	0	0	0	0
	9	0	5	1	4	0	4	0	0	0
1505 - 1510	7	1	4	1	4	1	4	0	0	0
	6	0	3	0	5	0	0	0	0	0
	7	1	0	0	4	0	3	0	0	0
1510 - 1515	7	1	5	1	5	1	4	0	0	0
	8	0	5	0	4	0	0	0	0	0

1515 - 1520	7	1	4	1	5	0	0	0	0	0
	9	0	3	0	4	1	3	0	0	0
	5	0	6	0	2	0	0	0	0	0
1520 - 1525	8	1	4	0	5	0	4	0	0	0
	7	0	3	0	4	1	0	0	0	0
1525 - 1530	10	1	3	0	5	0	3	0	0	0
	7	0	4	0	3	0	0	0	0	0
	9	1	4	0	4	0	0	0	0	0
1530 - 1535	8	0	4	0	5	1	4	0	0	0
	10	1	3	1	4	0	0	0	0	0
1535 - 1540	6	0	4	0	4	0	0	0	0	0
	8	0	3	0	5	1	4	0	0	0
	10	1	5	1	6	0	0	0	0	0
1540 - 1545	8	1	4	0	4	0	0	0	0	0
	9	0	3	1	5	1	0	0	0	0
1545 - 1550	8	0	4	0	4	0	4	0	0	0
	9	0	5	0	6	1	0	0	0	0
	11	1	4	1	3	0	5	0	0	0
1550 - 1555	9	0	4	0	3	0	0	0	0	0
	11	1	4	0	4	0	4	0	0	0
1555 - 1600	10	0	4	0	5	0	5	0	0	0
	9	0	5	1	4	0	0	0	0	0
	6	1	4	0	5	1	0	0	0	0
1600 - 1605	0	0	0	0	0	0	0	0	0	0
	9	0	3	0	5	0	3	0	0	0
	7	1	5	1	3	0	0	0	0	0
1605 - 1610	6	1	5	0	4	1	4	0	0	0
	8	1	6	1	6	0	0	0	0	0
	7	1	4	0	0	0	3	0	0	0
1610 - 1615	8	0	5	1	4	0	0	0	0	0
	11	1	4	0	6	1	3	0	0	0
1615 - 1620	9	0	6	1	4	0	4	0	0	0
1620 - 1625	9	1	4	0	4	0	4	1	3	0
	7	2	5	1	6	1	0	0	0	0
	8	0	0	0	4	0	0	0	0	0
1625 - 1630	0	0	0	0	0	0	0	0	0	0
	9	0	6	1	5	1	4	0	0	0
	6	2	4	0	6	0	0	0	0	0
1630 - 1635	9	0	5	0	4	1	0	0	0	0
	7	1	4	1	5	0	4	0	0	0
	9	1	0	0	4	0	0	0	0	0
1635 - 1640	7	1	4	1	5	1	0	0	0	0
	8	0	5	0	4	0	0	0	0	0
1640 - 1645	9	1	4	0	5	1	0	0	0	0
	7	0	6	1	4	1	4	0	1	0
	8	1	4	0	6	0	0	0	0	0
1645 - 1650	9	0	4	0	0	0	0	0	0	0
	11	1	5	1	0	0	0	0	0	0
1650 - 1655	12	0	5	1	4	1	4	0	0	0
	9	1	4	0	5	0	0	0	0	0
1655 - 1700	10	1	6	1	5	0	4	0	0	0
	9	1	4	0	4	1	0	0	0	0
	9	0	0	0	5	0	4	0	0	0
1700 - 1705	11	1	6	0	5	1	3	0	0	0
	11	0	6	1	3	0	0	0	0	0
1705 - 1710	9	1	5	1	4	0	4	1	0	0
	10	1	4	0	6	1	3	0	0	0
	9	1	4	0	4	0	0	0	0	0
1710 - 1715	9	1	5	0	4	0	4	0	0	0
	10	1	4	1	5	1	0	0	0	0
1715 - 1720	11	1	5	1	6	1	5	0	0	0
	9	0	5	0	5	0	0	0	0	0
	9	1	4	1	5	1	0	0	0	0
1720 - 1725	12	1	4	0	5	1	2	0	0	0
	10	1	6	1	5	0	0	0	0	0
1725 - 1730	10	1	4	0	5	1	5	1	0	0
	12	1	5	1	4	0	0	0	0	0

1730 - 1735	12	1	5	1	4	1	3	0	0	0
	9	1	6	0	5	0	0	0	0	0
	7	0	0	0	0	0	0	0	0	0
1735 - 1740	10	1	5	1	4	1	4	0	0	0
	8	1	4	1	4	0	0	0	0	0
1740 - 1745	10	1	5	1	4	1	4	0	0	0
	9	1	4	0	5	0	0	0	0	0
	9	0	0	0	0	0	0	0	0	0
1745 - 1750	9	1	4	1	5	1	4	0	0	0
	11	0	5	0	0	0	0	0	0	0
1750 - 1755	11	1	5	1	4	1	3	0	0	0
	8	0	4	0	5	0	0	0	0	0
	12	1	4	0	4	1	0	0	0	0
1755 - 1800	10	1	5	0	4	1	4	0	0	0
	11	0	4	0	5	0	0	0	0	0
1800 - 1805	7	1	5	1	5	1	0	0	0	0
	6	1	5	0	6	0	0	0	0	0
1805 - 1810	6	0	5	0	5	1	4	0	0	0
	8	1	5	1	4	0	0	0	0	0
	7	1	0	0	5	0	0	0	0	0
1810 - 1815	6	1	6	1	5	0	3	0	0	0
	7	0	5	1	4	0	0	0	2	0
1815 - 1820	6	1	5	0	5	0	4	1	0	0
	7	1	4	0	5	1	5	0	0	0
	8	1	6	1	4	1	0	0	0	0
1820 - 1825	9	1	5	1	5	1	4	0	0	0
	7	2	4	0	4	0	0	0	0	0
1825 - 1830	9	0	7	1	5	0	0	0	0	0
	7	1	6	0	4	1	3	0	0	0
	7	1	0	0	4	1	0	0	0	0
1830 - 1835	9	1	5	0	5	0	0	0	0	0
	11	1	4	1	4	1	4	0	0	0
1835 - 1840	9	1	5	1	5	0	0	0	0	0
	6	1	4	0	4	0	4	0	0	0
	9	0	4	1	4	1	0	0	0	0
1840 - 1845	8	1	6	1	5	1	3	0	0	0
	9	1	4	0	5	0	0	0	0	0
1845 - 1850	4	1	5	1	5	1	0	0	0	0
	6	1	4	0	5	0	4	0	0	0
1850 - 1855	6	1	4	1	0	0	0	0	0	0
	7	1	5	0	4	1	4	0	0	0
	8	0	0	0	5	0	0	0	0	0
1855 - 1900	9	1	4	0	4	1	4	0	0	0
	7	0	5	1	4	0	0	0	0	0

Epsom
Queue Length Survey

Site 3 of 3
A24 Ashley Avenue
A24 South Street (South)
A24 South Street (North)

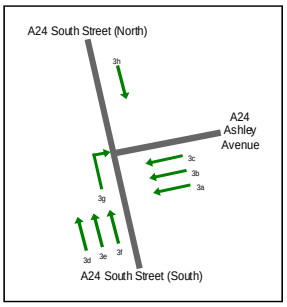

Lat/Long
lat 51.331135° lon -0.270433°

Date
Tuesday 12 November 2019

Weather
Cloudy
Temp: 6°C

0700 - 1900 (Tuesday 12H Session)

TIME	3a		3b		3c		3d		3e		3f		3g		3h	
	Lights	Heavies	Lights	Heavies	Lights	Heavies	Lights	Heavies	Lights	Heavies	Lights	Heavies	Lights	Heavies	Lights	Heavies
0700 - 0705	6	0	5	0	0	0	4	0	5	0	0	0	0	0	3	0
	1	0	2	0	2	0	8	0	1	0	1	0	0	0	4	1
	7	0	10	0	2	0	5	0	5	0	1	0	0	0	1	0
0705 - 0710	0	0	0	0	0	0	0	0	0	0	0	0	0	0	0	0
	16	2	14	1	3	0	3	0	5	0	1	0	0	0	3	0
	1	1	4	0	0	1	3	0	2	0	0	0	0	0	4	0
	0	0	0	0	0	0	3	1	2	0	0	0	0	0	0	0
0710 - 0715	0	0	10	0	0	0	3	0	4	0	0	0	0	0	7	0
	6	0	22	0	4	0	6	0	5	0	2	0	0	0	0	0
	23	1	19	1	2	0	0	0	0	0	0	0	0	0	0	0
0715 - 0720	6	1	8	0	4	0	4	0	3	1	1	0	0	0	4	0
	9	1	7	1	2	0	2	0	5	0	1	0	0	0	3	0
	0	0	0	0	0	0	3	0	4	0	1	0	0	0	9	0
0720 - 0725	16	0	14	1	2	0	3	0	5	0	1	0	0	0	8	0
	10	0	7	0	1	1	3	0	3	0	0	0	0	0	4	0
	11	0	11	0	2	0	0	0	0	0	0	0	0	0	0	0
0725 - 0730	8	1	12	0	3	0	4	0	5	0	1	0	0	0	8	0
	2	0	3	0	1	1	2	0	4	0	6	0	0	0	4	0
	0	0	0	0	0	0	3	0	6	0	4	0	0	0	9	0
0730 - 0735	9	0	9	0	2	0	7	0	3	2	2	0	0	0	8	0
	11	0	10	1	1	0	5	0	1	0	3	1	0	0	5	0
	12	0	7	1	2	0	0	0	0	0	0	0	0	0	0	0
0735 - 0740	17	2	15	0	2	0	1	0	6	0	1	0	0	0	10	0
	15	0	7	1	3	0	3	0	7	0	0	0	0	0	7	0
	0	0	0	0	0	0	3	2	6	0	0	0	0	0	9	0
0740 - 0745	15	1	13	0	2	0	8	0	4	0	0	0	0	0	10	0
	10	0	4	1	2	1	4	0	6	0	0	0	0	0	8	0
	14	0	10	0	2	0	0	0	0	0	0	0	0	0	0	0
0745 - 0750	13	1	12	1	4	0	4	0	5	0	1	0	0	0	5	0
	5	2	11	0	4	0	2	0	1	1	1	0	0	0	6	0
	0	0	0	0	0	0	3	0	3	0	2	0	0	0	9	0
0750 - 0755	16	0	10	1	5	0	4	0	6	0	0	0	0	0	7	0
	10	1	9	0	4	0	4	0	7	0	1	0	0	0	2	0
	19	0	14	0	2	0	0	0	0	0	0	0	0	0	0	0
0755 - 0800	11	0	9	0	7	1	6	0	6	0	1	0	0	0	3	0
	9	1	9	0	3	0	7	0	3	0	1	0	0	0	3	0
	0	0	0	0	0	0	5	0	3	0	0	0	0	0	4	0
0800 - 0805	19	0	8	2	1	0	4	0	4	1	1	0	0	0	5	0
	5	0	7	0	4	1	5	0	6	0	3	0	0	0	0	0
	3	1	9	1	5	0	0	0	0	0	0	0	0	0	0	0
0805 - 0810	5	1	4	0	3	0	3	0	6	1	1	0	0	0	8	0
	19	0	14	0	2	0	6	0	5	0	2	0	0	0	2	0
	0	0	0	0	0	0	3	0	5	0	1	0	0	0	0	0
0810 - 0815	8	0	6	0	6	0	6	0	5	0	1	0	0	0	1	0
	10	0	8	0	1	0	7	0	7	0	0	0	0	0	4	0
	15	2	16	0	3	0	0	0	0	0	0	0	0	0	0	0
0815 - 0820	3	1	10	1	4	0	3	0	7	0	0	0	0	0	9	0
	4	0	8	1	0	0	12	0	3	0	0	0	0	0	9	0
	0	0	0	0	0	0	10	0	4	0	0	0	0	0	6	0
0820 - 0825	9	0	9	0	2	0	8	0	4	0	1	0	0	0	8	0
	7	1	10	0	3	0	7	0	15	1	1	0	0	0	3	0
	12	1	13	1	5	0	0	0	0	0	0	0	0	0	0	0
0825 - 0830	12	1	16	0	3	1	10	0	6	0	0	0	0	0	2	0
	16	0	16	1	2	0	8	0	13	0	0	0	0	0	4	0
	0	0	0	0	0	0	11	0	13	0	1	0	0	0	3	0
0830 - 0835	19	0	13	0	6	0	10	0	6	0	2	0	0	0	0	0
	20	0	17	1	3	0	7	0	4	0	3	0	0	0	3	0
	8	0	12	0	5	0	0	0	0	0	0	0	0	0	0	0
0835 - 0840	13	0	11	1	3	0	8	0	4	0	1	0	0	0	2	0
	7	0	4	0	5	0	4	0	9	0	0	0	0	0	2	0
	0	0	0	0	0	0	4	0	4	1	0	0	0	0	1	0
0840 - 0845	11	0	7	0	8	1	3	0	5	0	1	0	0	0	4	0
	16	0	6	0	4	0	4	0	4	1	0	0	0	0	1	0
	8	1	10	0	1	2	0	0	0	0	0	0	0	0	0	0
0845 - 0850	5	0	12	0	3	0	4	0	3	1	1	0	0	0	0	0
	8	0	6	0	2	0	7	0	3	0	0	0	0	0	7	0
	0	0	0	0	0	0	2	0	8	0	3	0	0	0	0	0
0850 - 0855	8	0	8	0	4	0	4	0	6	0	2	0	0	0	4	0
	6	2	8	0	1	0	2	0	6	0	5	0	0	0	2	0
	10	0	7	0	3	0	0	0	0	0	0	0	0	0	0	0
0855 - 0900	13	0	7	0	2	1	8	0	3	1	2	0	0	0	3	0
	15	0	4	2	4	1	4	0	5	0	3	0	0	0	0	0
	0	0	0	0	0	0	8	1	12	0	0	0	0	0	4	0
0900 - 0905	12	0	8	1	5	0	6	0	4	0	2	0	0	0	0	0
	10	0	4	1	4	1	2	0	11	0	0	0	0	0	5	0
0905 - 0910	11	2	10	2	5	0	5	0	3	0	9	0	0	0	0	0
	14	1	13	0	1	1	7	0	9	0	1	0	0	0	7	0
	0	0	0	0	0	0	9	0	7	0	3	0	0	0	3	0
0910 - 0915	18	0	15	0	9	0	4	0	5	0	3	0	0	0	3	0
	8	1	12	0	3	0	9	0	7	0	1	0	0	0	6	0
	3	1	7	1	1	0	0	0	0	0	0	0	0	0	0	0
0915 - 0920	7	0	10	0	2	1	1	0	6	1	2	0	0	0	0	0
	9	1	3	0	3	0	7	0	3	1	2	0	0	0	10	0
	0	0	0	0	0	0	2	0	7	0	4	0	0	0	5	0
0920 - 0925	4	8	0	1	0	0	2	0	10	0	4	0	0	0	2	0
	2	2	2	0	3	0	5	0	5	0	3	0	0	0	6	1
	10	1	10	0	2	1	0	0	0	0	0	0	0	0	0	0

0925 - 0930	9	0	11	0	6	0	1	0	7	1	2	0	0	0	7	0
	6	1	9	2	0	0	2	0	6	1	5	0	0	0	5	0
	0	0	0	0	0	0	3	0	5	0	3	0	0	0	6	0
0930 - 0935	2	1	3	0	2	0	1	0	6	0	2	0	0	0	3	0
	13	1	12	0	3	1	0	0	4	0	3	0	0	0	5	0
	9	0	0	1	3	0	0	0	0	0	0	0	0	0	0	0
0935 - 0940	12	1	7	0	4	0	3	0	7	1	3	0	0	0	6	0
	3	0	3	1	4	0	4	0	3	0	3	0	0	0	3	0
	0	0	0	0	0	0	0	0	4	0	4	0	0	0	8	0
0940 - 0945	6	0	8	0	3	1	4	0	4	0	0	0	0	0	3	0
	4	0	3	0	4	0	5	0	2	0	2	0	0	0	7	0
	8	0	6	0	2	0	0	0	0	0	0	0	0	0	0	0
0945 - 0950	6	1	3	1	3	1	2	0	5	0	2	0	0	0	6	0
	6	0	4	0	5	0	2	0	3	1	1	0	0	0	4	0
	0	0	0	0	0	0	3	0	3	1	2	0	0	0	4	0
0950 - 0955	11	0	5	0	2	1	1	0	2	2	3	0	0	0	4	0
	8	0	7	0	1	0	4	0	4	1	0	0	0	0	1	0
	11	0	10	1	5	1	0	0	0	0	0	0	0	0	0	0
0955 - 1000	8	1	5	1	3	1	3	0	6	0	4	0	0	0	6	0
	12	0	4	0	3	0	6	0	5	0	4	0	0	0	4	0
	7	0	2	0	2	0	3	1	3	0	5	0	0	0	3	0
1000 - 1005	11	0	12	0	2	0	1	0	3	0	0	0	0	0	0	0
	8	1	5	1	2	0	3	0	2	1	3	0	0	0	2	0
	11	1	8	0	1	0	6	0	4	0	5	0	0	0	5	0
1005 - 1010	3	0	9	0	5	0	6	0	3	0	1	0	0	0	0	0
	13	0	9	0	4	1	2	0	4	0	2	0	0	0	6	0
	0	0	0	0	0	0	6	0	7	0	0	0	0	0	4	0
1010 - 1015	11	0	7	0	3	0	2	0	7	0	2	0	0	0	5	0
	10	1	15	0	3	0	1	0	3	0	3	0	0	0	6	0
	11	0	3	1	2	1	0	0	0	0	0	0	0	0	0	0
1015 - 1020	3	1	6	1	3	0	2	0	3	1	3	1	0	0	4	0
	9	1	10	0	0	0	7	0	5	0	4	0	0	0	6	0
	0	0	0	0	0	0	5	0	4	0	2	0	0	0	1	1
1020 - 1025	8	0	9	0	1	0	6	0	6	0	3	1	0	0	6	0
	5	0	4	0	4	0	5	0	4	0	3	0	0	0	0	0
	0	0	3	0	4	0	0	0	0	0	0	0	0	0	0	0
1025 - 1030	9	0	5	0	3	0	7	0	5	0	2	0	0	0	3	0
	6	1	4	0	3	0	7	0	3	0	4	0	0	0	3	0
	0	0	0	0	0	0	3	0	5	0	5	0	0	0	2	0
1030 - 1035	6	0	3	2	4	0	3	0	5	0	2	0	0	0	2	0
	6	0	3	1	1	0	5	0	4	0	0	0	0	0	3	0
	8	2	2	1	1	0	0	0	0	0	0	0	0	0	0	0
1035 - 1040	0	0	3	0	2	0	4	0	6	0	5	0	0	0	0	0
	7	0	5	0	3	0	1	0	2	0	1	0	0	0	11	0
	0	0	0	0	0	0	0	0	2	0	4	1	0	0	3	0
1040 - 1045	8	0	3	1	0	0	7	0	2	0	6	0	0	0	2	0
	10	0	4	1	3	0	7	0	4	0	0	0	0	0	3	0
	9	2	3	4	1	0	0	0	0	0	0	0	0	0	0	0
1045 - 1050	0	0	3	0	3	1	3	0	1	2	1	0	0	0	0	0
	8	2	3	1	2	0	5	0	3	0	0	0	0	0	4	0
	0	0	0	0	0	0	8	0	1	0	3	0	0	0	3	0
1050 - 1055	4	0	3	2	2	0	4	0	4	0	4	0	0	0	1	0
	6	1	3	0	2	0	4	0	3	1	1	0	0	0	3	0
	9	0	4	0	3	0	0	0	0	0	0	0	0	0	0	0
1055 - 1100	8	1	5	0	3	0	1	0	2	1	3	0	0	0	2	0
	10	1	5	0	3	0	7	0	1	0	6	0	0	0	6	0
	0	0	0	0	0	0	1	2	0	1	4	0	0	0	3	0
1100 - 1105	9	2	4	0	3	0	2	0	4	0	4	0	0	0	0	0
	2	0	3	1	3	0	7	0	4	0	0	0	0	0	1	0
	12	0	3	1	3	0	0	0	0	0	0	0	0	0	0	0
1105 - 1110	7	1	3	0	2	0	4	0	3	0	1	0	0	0	2	0
	9	1	5	0	3	0	3	1	3	0	4	0	0	0	3	0
	0	0	0	0	0	0	0	0	1	0	4	0	0	0	3	0
1110 - 1115	12	0	3	0	2	0	3	0	4	0	5	0	0	0	4	0
	11	0	3	2	4	0	5	0	5	0	4	0	0	0	5	0
	10	0	0	0	4	1	0	0	0	0	0	0	0	0	0	0
1115 - 1120	13	0	3	1	4	0	1	0	0	2	2	0	0	0	3	0
	9	3	4	0	2	0	2	0	4	1	3	0	0	0	1	0
	0	0	0	0	0	0	4	1	6	0	4	0	0	0	2	0
1120 - 1125	9	1	2	0	2	0	3	0	1	1	4	0	0	0	1	0
	7	2	3	0	2	0	3	0	3	0	2	0	0	0	6	0
	12	0	4	1	5	1	0	0	0	0	0	0	0	0	0	0
1125 - 1130	6	0	2	0	4	0	6	0	6	0	0	1	0	0	0	0
	8	0	5	0	1	0	3	0	2	0	2	0	0	0	5	0
	0	0	0	0	0	0	4	0	7	0	1	0	0	0	2	0
1130 - 1135	9	0	2	0	5	0	3	0	2	1	2	0	0	0	3	0
	10	0	2	1	5	0	1	0	2	0	1	0	0	0	1	0
	9	0	3	0	6	0	0	0	0	0	0	0	0	0	0	0
1135 - 1140	10	1	6	0	1	0	3	0	7	0	3	0	0	0	2	0
	7	1	6	0	2	0	6	0	7	0	4	0	0	0	2	0
	0	0	0	0	0	0	2	0	3	0	1	0	0	0	3	0
1140 - 1145	7	2	5	0	4	0	4	0	1	1	2	0	0	0	2	0
	7	1	5	0	7	0	10	0	3	0	2	0	0	0	3	0
	9	1	5	1	2	0	0	0	0	0	0	0	0	0	0	0
1145 - 1150	12	0	7	0	2	0	5	0	4	0	0	0	0	0	1	0
	6	0	4	0	3	0	7	1	1	0	1	0	0	0	4	0
	0	0	0	0	0	0	5	0	4	0	2	0	0	0	5	0
1150 - 1155	6	0	3	1	4	0	3	0	4	0	3	0	0	0	3	1
	10	1	4	2	3	0	3	0	4	1	2	0	0	0	2	0
	7	0	6	0	4	0	0	0	0	0	0	0	0	0	0	0
1155 - 1200	9	1	7	0	2	0	5	0	6	0	4	0	0	0	3	0
	0	0	2	0	2	0	2	0	7	0	2	0	0	0	5	0
	0	0	0	0	0	0	4	1	4	0	1	0	0	0	2	0
1200 - 1205	11	1	6	1	2	0	5	0	5	0	1	0	0	0	1	0
	11	1	2	0	2	1	2	1	3	0	1	0	0	0	5	0
	11	0	3	1	1	0	0	0	0	0	0	0	0	0	0	0
1205 - 1210	10	1	6	0	4	0	7	0	3	0	4	0	0	0	5	0
	4	0	7	0	3	0	4	0	3	0	2	0	0	0	3	0
	0	0	0	0	0	0	3	0	4	0	2	0	0	0	3	0
1210 - 1215	3	0	3	1	2	0	1	0	0	0	4	0	0	0	3	0
	8	0	2	0	6	1	6	0	3	0	3	0	0	0	5	0
	5	0	3	1	4	0	0	0	0	0	0	0	0	0	0	0
1215 - 1220	6	0	5	0	5	0	2	0	6	0	5	0	0	0	4	0
	9	1	7	0	2	0	5	1	3	0	3	0	0	0	0	0
1220 - 1225	9	0	8	0	2	0	5	0	1	1	3	0	0	0	5	0
	6	1	2	0	2	0	7	0	2	0	3	0	0	0	2	0
	12	0	3	0	9	1	5	0	1	0	2	0	0	0	2	0

1225 - 1230	1	0	3	0	7	0	6	0	5	0	1	0	0	0	4	0
	4	0	6	0	2	0	5	0	3	0	4	0	0	0	6	0
	0	0	0	0	0	0	4	0	4	0	0	0	0	0	5	0
1230 - 1235	8	0	5	1	3	0	6	0	3	1	1	0	0	0	4	0
	1	1	3	0	2	0	5	0	4	0	3	0	0	0	1	0
	12	1	4	0	5	0	0	0	0	0	0	0	0	0	0	0
1235 - 1240	6	0	9	1	3	0	4	0	4	0	4	0	0	0	4	0
	7	0	3	0	2	0	6	0	2	0	1	0	0	0	7	0
	0	0	0	0	0	0	3	0	2	1	3	0	0	0	4	0
1240 - 1245	6	1	4	0	3	0	6	0	4	0	1	0	0	0	0	0
	8	0	3	0	4	0	8	0	2	1	2	0	0	0	8	0
	9	0	4	0	6	0	0	0	0	0	0	0	0	0	0	0
1245 - 1250	6	0	7	0	9	1	5	0	3	0	4	0	0	0	4	0
	8	0	3	0	4	0	3	0	4	0	4	0	0	0	8	0
	0	0	0	0	0	0	2	0	5	0	2	0	0	0	7	0
1250 - 1255	6	0	5	1	3	0	2	0	2	0	2	0	0	0	2	0
	5	0	5	0	3	0	4	0	5	1	2	0	0	0	4	0
	1	1	4	0	3	0	0	0	0	0	0	0	0	0	0	0
1255 - 1300	1	1	3	1	5	0	6	0	3	0	0	0	0	0	2	0
	7	0	5	0	4	0	4	0	4	1	4	0	0	0	6	0
	0	0	0	0	0	0	4	0	2	0	3	0	0	0	5	0
1300 - 1305	8	2	3	1	3	0	4	0	3	0	2	0	0	0	2	0
	6	0	4	1	3	1	2	0	5	0	1	0	0	0	1	0
	8	0	6	0	1	0	0	0	0	0	0	0	0	0	0	0
1305 - 1310	9	0	11	0	1	0	4	1	1	0	0	0	0	0	3	0
	7	2	7	1	2	0	3	0	4	0	2	0	0	0	3	0
	0	0	0	0	0	0	5	0	4	0	2	0	0	0	5	0
1310 - 1315	6	1	4	0	5	1	7	0	2	0	1	0	0	0	1	0
	6	1	5	0	3	0	9	0	1	0	1	0	0	0	1	0
	7	1	0	0	9	1	0	0	0	0	0	0	0	0	0	0
1315 - 1320	1	0	5	0	5	0	6	0	4	0	2	0	0	0	1	0
	3	0	6	0	4	0	3	0	0	1	2	0	0	0	6	0
	0	0	0	0	0	0	6	0	7	0	3	0	0	0	3	0
1320 - 1325	9	0	5	1	1	0	7	0	2	0	1	0	0	0	3	0
	8	0	5	0	3	0	5	0	1	1	3	0	0	0	3	0
	7	0	3	0	3	0	0	0	0	0	0	0	0	0	0	0
1325 - 1330	4	2	5	0	3	0	4	0	3	0	0	0	0	0	6	0
	8	0	4	1	5	0	5	0	4	0	2	0	0	0	3	0
	0	0	0	0	0	0	5	0	1	1	3	0	0	0	0	0
1330 - 1335	2	0	7	1	2	0	7	0	1	0	0	0	0	0	9	0
	12	0	3	0	1	0	4	0	6	0	2	0	0	0	5	0
	8	1	2	0	3	0	0	0	0	0	0	0	0	0	0	0
1335 - 1340	9	0	2	0	7	1	0	0	4	1	0	0	0	0	5	0
	11	0	3	0	6	1	5	0	4	0	2	0	0	0	1	0
	0	0	0	0	0	0	6	0	2	0	3	0	0	0	3	0
1340 - 1345	12	0	9	0	4	0	3	0	3	1	4	0	0	0	0	0
	0	0	12	1	7	1	6	0	5	0	1	0	0	0	6	0
	6	0	5	1	3	0	0	0	0	0	0	0	0	0	0	0
1345 - 1350	8	0	5	2	4	0	4	0	3	0	1	0	0	0	4	1
	7	2	3	0	2	0	6	1	4	0	2	0	0	0	3	0
	0	0	0	0	0	0	4	0	4	0	1	0	0	0	7	0
1350 - 1355	12	0	7	1	3	0	3	0	6	0	3	0	0	0	2	0
	5	0	4	0	2	0	4	0	5	1	1	0	0	0	6	0
	2	2	7	0	1	0	0	0	0	0	0	0	0	0	0	0
1355 - 1400	7	1	4	1	5	1	5	0	4	0	5	0	0	0	5	0
	4	0	5	1	2	0	6	0	4	0	3	0	0	0	3	0
	0	0	0	0	0	0	4	0	3	0	2	0	0	0	1	0
1400 - 1405	0	0	5	0	4	0	4	0	6	0	1	0	0	0	6	0
	14	2	9	0	2	0	4	0	4	0	2	0	0	0	5	0
	9	0	2	0	6	1	0	0	0	0	0	0	0	0	0	0
1405 - 1410	4	0	4	0	3	0	1	0	4	0	1	0	0	0	4	0
	3	1	4	1	2	0	3	0	3	0	3	0	0	0	4	0
	0	0	0	0	0	0	5	0	3	1	1	0	0	0	0	0
1410 - 1415	6	0	8	0	5	1	5	0	1	0	0	0	0	0	4	0
	9	0	14	0	8	1	3	0	5	0	4	0	0	0	6	0
	7	1	5	0	2	0	0	0	0	0	0	0	0	0	0	0
1415 - 1420	2	0	7	0	4	0	5	0	4	0	2	0	0	0	3	0
	11	1	5	0	2	1	3	0	3	0	1	0	0	0	3	0
	0	0	0	0	0	0	5	0	3	0	4	0	0	0	10	0
1420 - 1425	8	1	8	0	5	1	8	0	3	0	2	0	0	0	7	0
	8	0	6	0	5	0	3	0	7	0	1	0	0	0	9	0
	1	0	9	0	3	1	0	0	0	0	0	0	0	0	0	0
1425 - 1430	19	0	8	0	3	1	5	0	2	0	2	0	0	0	4	0
	8	0	8	0	7	1	6	0	5	0	1	0	0	0	6	0
	0	0	0	0	0	0	4	0	3	1	3	0	0	0	2	0
1430 - 1435	15	1	1	0	5	0	8	0	4	0	4	0	0	0	5	0
	1	1	7	1	6	0	1	0	6	0	3	0	0	0	5	0
	3	0	2	0	1	1	0	0	0	0	0	0	0	0	0	0
1435 - 1440	1	0	8	0	9	0	6	0	6	0	2	0	0	0	5	0
	1	0	5	0	2	1	4	0	0	1	4	0	0	0	3	0
	0	0	0	0	0	0	6	0	3	0	1	0	0	0	5	0
1440 - 1445	14	0	5	1	7	0	4	1	3	0	1	0	0	0	5	0
	12	0	11	0	5	0	2	0	6	0	2	0	0	0	5	0
	8	0	8	0	5	0	0	0	0	0	0	0	0	0	0	0
1445 - 1450	1	0	11	0	5	0	4	0	3	0	4	0	0	0	7	0
	12	0	9	0	4	0	5	0	5	0	3	0	0	0	6	0
	0	0	0	0	0	0	7	0	2	1	1	0	0	0	2	0
1450 - 1455	11	0	6	0	2	0	4	0	6	0	2	0	0	0	3	0
	14	0	12	0	6	1	7	0	4	0	0	0	0	0	0	0
	4	1	11	0	5	0	0	0	0	0	0	0	0	0	0	0
1455 - 1500	9	1	7	0	1	0	4	0	3	0	4	0	0	0	8	0
	8	0	6	2	3	0	6	0	2	0	3	0	0	0	5	0
	0	0	0	0	0	0	5	0	6	0	0	0	0	0	6	0
1500 - 1505	15	0	8	0	6	0	7	0	2	0	2	0	0	0	1	0
	13	0	11	0	4	0	8	0	3	0	0	0	0	0	3	0
	12	0	7	0	5	0	0	0	0	0	0	0	0	0	0	0
1505 - 1510	1	0	1	0	3	0	6	0	6	0	0	0	0	0	4	0
	9	0	1	0	7	0	5	0	7	0	1	0	0	0	3	0
1510 - 1515	8	1	8	0	1	0	3	0	4	0	3	0	0	0	3	0
	3	0	5	0	7	0	4	0	3	0	3	0	0	0	2	0
	9	0	5	1	7	0	2	0	3	1	1	0	0	0	0	0
1515 - 1520	13	2	2	0	2	0	5	0	6	0	1	0	0	0	6	0
	19	1	8	0	2	0	5	0	2	0	2	0	0	0	6	0
1520 - 1525	8	0	4	0	5	0	3	0	4	1	1	0	0	0	5	0
	9	0	3	1	5	0	7	0	4	0	0	0	0	0	7	0
	0	0	0	0	0	0	6	0	3	0	1	0	0	0	4	0

1525 - 1530	16	0	12	0	1	1	3	0	4	0	1	0	0	0	6	0
	7	0	4	0	1	0	2	0	2	0	0	0	0	0	0	0
	8	1	5	1	3	0	6	0	1	1	2	0	0	0	10	0
1530 - 1535	16	0	7	0	5	0	6	0	5	0	1	0	0	0	10	0
	16	0	15	0	5	0	5	0	4	0	1	0	0	0	2	0
1535 - 1540	2	0	4	0	3	0	5	0	3	0	0	0	0	0	11	0
	7	0	4	0	0	0	6	0	3	0	2	0	0	0	4	0
	12	0	7	0	8	0	0	0	0	0	0	0	0	0	0	0
1540 - 1545	12	0	14	1	4	0	4	0	3	0	4	0	0	0	4	0
	15	0	1	1	13	0	6	0	4	1	2	0	0	0	7	0
	0	0	0	0	0	0	5	0	4	0	1	0	0	0	8	0
1545 - 1550	9	0	1	1	9	0	5	0	5	1	0	0	0	0	7	0
	13	0	15	0	4	0	5	0	3	0	2	0	0	0	3	0
	14	0	6	1	4	0	0	0	0	0	0	0	0	0	0	0
1550 - 1555	14	0	12	0	7	0	3	1	0	0	0	0	0	0	5	0
	7	1	7	1	9	0	5	0	4	0	2	0	0	0	7	0
	0	0	0	0	0	0	4	0	2	0	4	0	0	0	4	0
1555 - 1600	12	0	1	0	6	1	6	0	3	0	2	0	0	0	10	0
	13	1	7	1	6	0	5	0	6	0	1	0	0	0	6	0
	11	0	9	0	1	0	0	0	0	0	0	0	0	0	0	0
1600 - 1605	11	2	6	2	3	1	7	0	4	0	1	0	0	0	9	0
	13	1	5	0	3	0	6	0	5	0	2	0	0	0	3	0
	0	0	0	0	0	0	9	0	2	0	2	0	0	0	4	0
1605 - 1610	15	0	8	0	7	0	5	0	6	0	0	0	0	0	13	0
	13	0	4	0	6	0	6	0	3	0	2	0	0	0	10	0
	11	0	4	1	3	0	0	0	0	0	0	0	0	0	0	0
1610 - 1615	15	2	14	0	5	0	8	0	5	0	0	0	0	0	8	0
	14	0	3	0	3	1	8	0	4	0	2	0	0	0	6	0
	0	0	0	0	0	0	7	1	1	0	1	0	0	0	6	0
1615 - 1620	16	0	14	0	7	1	8	0	3	1	1	0	0	0	8	0
	16	0	1	0	3	0	6	0	3	0	4	0	0	0	6	0
	11	1	13	0	9	0	0	0	0	0	0	0	0	0	0	0
1620 - 1625	5	0	6	0	3	0	8	0	4	1	1	0	0	0	2	0
	14	1	9	0	0	1	5	0	3	1	0	0	0	0	6	0
	0	0	0	0	0	0	5	0	6	0	2	0	0	0	8	0
1625 - 1630	19	0	8	0	7	0	4	1	4	0	3	0	0	0	8	0
	19	0	11	1	7	1	7	0	6	0	2	0	0	0	7	0
	17	0	8	1	4	0	0	0	0	0	0	0	0	0	0	0
1630 - 1635	15	0	13	0	6	1	2	0	7	0	2	0	0	0	4	0
	12	1	11	1	2	0	3	0	5	1	0	0	0	0	1	0
	0	0	0	0	0	0	5	0	4	0	0	0	0	0	10	0
1635 - 1640	12	0	12	0	6	0	8	0	0	0	1	0	0	0	6	0
	12	0	14	1	3	0	8	0	3	0	0	1	0	0	6	0
	13	0	8	0	1	0	0	0	0	0	0	0	0	0	0	0
1640 - 1645	17	0	11	0	1	0	7	0	5	0	1	0	0	0	5	0
	7	0	8	0	7	0	6	0	4	0	1	0	0	0	5	0
	0	0	0	0	0	0	9	0	2	0	0	0	0	0	12	0
1645 - 1650	11	0	10	1	2	0	5	0	4	0	0	0	0	0	0	0
	15	0	6	0	2	0	5	0	5	0	2	0	0	0	6	0
	9	1	6	0	8	1	0	0	0	0	0	0	0	0	0	0
1650 - 1655	10	0	11	0	4	0	7	0	4	0	0	0	0	0	8	0
	13	1	17	0	7	0	7	0	5	0	0	0	0	0	5	0
	0	0	0	0	0	0	2	0	5	0	0	0	0	0	2	0
1655 - 1700	16	0	12	0	4	0	6	0	3	0	0	0	0	0	8	0
	12	1	11	0	5	0	4	0	7	0	2	0	0	0	6	0
	13	1	12	1	5	0	0	0	0	0	0	0	0	0	0	0
1700 - 1705	16	1	10	0	6	0	3	0	5	1	0	0	0	0	5	0
	14	0	6	2	1	1	4	0	1	0	1	0	0	0	3	0
	0	0	0	0	0	0	7	0	1	0	0	0	0	0	4	0
1705 - 1710	17	1	22	0	6	0	7	0	4	0	0	0	0	0	9	0
	19	0	11	0	1	0	9	0	1	0	2	0	0	0	5	0
	14	0	10	0	4	1	0	0	0	0	0	0	0	0	0	0
1710 - 1715	20	2	0	12	12	1	9	0	7	0	3	0	0	0	4	0
	15	0	16	0	5	0	3	0	6	1	0	0	0	0	4	0
	0	0	0	0	0	0	8	0	6	0	1	0	0	0	7	0
1715 - 1720	19	1	11	0	5	0	9	0	6	0	0	0	0	0	4	0
	16	0	9	0	3	0	6	0	6	0	0	0	0	0	8	0
	20	0	19	0	6	0	0	0	0	0	0	0	0	0	0	0
1720 - 1725	17	0	15	0	2	0	5	0	4	0	2	0	0	0	8	0
	15	1	12	0	7	0	9	0	3	0	1	0	0	0	5	0
	0	0	0	0	0	0	14	0	7	0	0	0	0	0	4	0
1725 - 1730	11	0	10	0	4	1	5	0	9	0	0	0	0	0	1	0
	8	0	10	1	3	0	6	1	5	0	1	0	0	0	11	0
	12	1	15	0	0	1	0	0	0	0	0	0	0	0	0	0
1730 - 1735	14	0	8	0	5	0	7	0	5	0	0	0	0	0	3	0
	20	0	9	0	4	0	8	0	4	0	0	0	0	0	4	0
	0	0	0	0	0	0	10	0	6	0	1	0	0	0	7	0
1735 - 1740	19	0	13	2	5	0	10	0	4	0	3	0	0	0	8	0
	18	0	13	0	6	0	4	0	7	0	0	0	0	0	6	0
	13	1	6	0	8	1	0	0	0	0	0	0	0	0	0	0
1740 - 1745	18	0	13	0	6	0	6	0	3	0	0	0	0	0	4	0
	21	0	10	0	7	0	5	0	3	1	0	0	0	0	7	0
	0	0	0	0	0	0	7	0	2	1	0	0	0	0	2	0
1745 - 1750	16	0	10	0	5	1	4	0	5	0	0	0	0	0	6	0
	20	0	11	0	4	0	5	0	6	0	1	0	0	0	4	0
	19	0	12	0	5	0	0	0	0	0	0	0	0	0	0	0
1750 - 1755	15	1	10	2	6	0	5	0	5	0	0	0	0	0	5	0
	16	1	14	0	3	0	5	0	7	0	1	0	0	0	8	0
	0	0	0	0	0	0	2	0	6	1	1	0	0	0	7	0
1755 - 1800	22	0	14	1	6	0	4	0	8	0	0	0	0	0	5	0
	16	0	12	0	6	0	6	0	5	0	1	0	0	0	3	0
	18	1	14	0	2	0	0	0	0	0	0	0	0	0	0	0
1800 - 1805	22	1	14	1	4	0	5	0	5	0	0	0	0	0	8	0
	18	1	12	1	4	0	4	0	6	0	0	0	0	0	6	0
	0	0	0	0	0	0	5	0	7	0	1	0	0	0	5	0
1805 - 1810	20	0	17	1	7	0	3	0	5	0	1	0	0	0	6	0
	16	1	10	0	7	0	6	0	4	0	1	0	0	0	2	0
	16	0	17	0	11	0	0	0	0	0	0	0	0	0	0	0
1810 - 1815	21	0	17	1	2	0	4	0	5	0	0	0	0	0	8	0
	15	1	12	0	3	0	5	0	4	0	1	0	0	0	5	0
	0	0	0	0	0	0	3	0	2	0	2	0	0	0	4	0
1815 - 1820	22	1	15	0	11	0	5	0	5	0	2	0	0	0	2	0
	19	0	10	0	4	0	4	0	2	0	0	0	0	0	4	0
	18	0	12	1	4	1	0	0	0	0	0	0	0	0	0	0
1820 - 1825	13	0	9	0	2	0	4	0	3	0	0	0	0	0	3	0
	9	0	6	2	1	0	2	0	4	0	1	0	0	0	3	0
	0	0	0	0	0	0	6	0	1	0	0	0	0	0	4	0

1825 - 1830	8	0	6	0	3	1	2	0	4	0	2	0	0	0	2	0
	14	1	13	1	4	0	3	0	2	1	2	0	0	0	3	0
	16	0	7	1	1	0	0	0	0	0	0	0	0	0	0	0
1830 - 1835	11	0	10	0	2	0	5	0	3	0	1	0	0	0	3	0
	16	0	11	0	0	1	6	0	2	0	0	0	0	0	4	0
	0	0	0	0	0	0	6	0	4	0	1	0	0	0	3	0
1835 - 1840	12	0	14	0	3	0	5	0	3	0	3	0	0	0	5	0
	14	1	10	0	6	0	2	0	5	0	0	0	0	0	2	0
	16	1	13	0	5	0	0	0	0	0	0	0	0	0	0	0
1840 - 1845	12	0	11	0	8	0	2	0	6	0	0	0	0	0	3	0
	5	0	12	0	3	1	6	0	4	0	2	0	0	0	0	0
	0	0	0	0	0	0	5	0	3	0	1	0	0	0	6	0
1845 - 1850	17	0	14	0	6	0	4	0	5	0	1	0	0	0	6	0
	10	1	13	0	4	0	3	0	3	0	2	0	0	0	4	0
	16	0	9	0	7	0	0	0	0	0	0	0	0	0	0	0
1850 - 1855	2	0	5	0	2	1	6	0	3	0	0	0	0	0	1	0
	12	2	13	0	2	0	7	0	6	0	0	0	0	0	10	0
	0	0	0	0	0	0	7	0	4	0	0	0	0	0	5	0
1855 - 1900	12	0	13	0	4	0	6	0	6	0	1	0	0	0	3	0
	19	0	9	1	5	0	8	0	4	0	1	0	0	0	2	0
	12	0	10	0	1	0	0	0	0	0	0	0	0	0	0	0

Date
Wednesday 13 November 2019

Weather
Cloudy
Temp: 8°C

0700 - 1900 (Wednesday 12H Session)

TIME	3a		3b		3c		3d		3e		3f		3g		3h	
	Lights	Heavies	Lights	Heavies	Lights	Heavies	Lights	Heavies	Lights	Heavies	Lights	Heavies	Lights	Heavies	Lights	Heavies
0700 - 0705	4	1	1	0	0	0	5	0	5	0	0	0	0	0	3	0
	7	1	1	0	1	0	9	0	1	0	1	0	0	0	4	1
	4	0	2	0	1	0	5	0	4	0	1	0	0	0	1	0
0705 - 0710	7	0	7	0	0	0	3	0	5	0	1	0	0	0	3	0
	11	0	7	0	0	0	3	0	2	0	0	0	0	0	4	0
	5	0	7	0	1	0	3	1	2	0	0	0	0	0	0	0
0710 - 0715	7	0	2	1	0	0	3	0	4	0	0	0	0	0	7	0
	3	1	4	0	0	0	6	0	5	0	2	0	0	0	0	0
	6	0	4	0	2	0	8	0	6	0	0	0	0	0	0	0
0715 - 0720	6	0	5	0	1	0	4	0	3	1	1	0	0	0	4	0
	7	1	3	0	4	0	2	0	5	0	1	0	0	0	3	0
	0	0	0	0	0	0	3	0	4	0	1	0	0	0	9	0
0720 - 0725	9	0	6	0	3	0	4	0	5	0	1	0	0	0	8	0
	6	0	3	2	2	0	5	0	3	0	0	0	0	0	4	0
	7	0	4	1	4	0	0	0	0	0	0	0	0	0	0	0
0725 - 0730	5	1	3	0	1	0	4	0	5	0	1	0	0	0	8	0
	7	0	8	0	2	0	2	0	4	0	5	0	0	0	4	0
	0	0	0	0	0	0	3	0	6	0	4	0	0	0	9	0
0730 - 0735	8	0	1	1	1	0	8	0	3	2	2	0	0	0	8	0
	7	0	5	0	0	0	5	0	1	0	3	1	0	0	5	0
	9	0	8	0	2	0	0	0	0	0	0	0	0	0	0	0
0735 - 0740	8	0	6	0	1	0	5	0	6	0	1	0	0	0	10	0
	7	0	5	1	3	0	3	0	6	0	0	0	0	0	7	0
	0	0	0	0	0	0	3	2	8	0	0	0	0	0	9	0
0740 - 0745	5	1	8	0	4	0	8	0	4	0	0	0	0	0	10	0
	9	0	5	1	2	0	4	0	6	0	0	0	0	0	8	0
	0	0	0	0	0	0	0	0	0	0	0	0	0	0	0	0
0745 - 0750	7	1	5	1	7	0	4	0	5	0	1	0	0	0	5	0
	6	0	7	0	4	0	2	1	3	1	1	0	0	0	6	0
	6	0	3	0	3	0	3	0	3	0	2	0	0	0	9	0
0750 - 0755	7	1	5	0	4	1	4	0	6	0	0	0	0	0	7	0
	7	1	5	0	1	0	6	0	7	0	1	0	0	0	2	0
0755 - 0800	6	0	6	0	1	0	6	0	6	0	1	0	0	0	3	0
	11	0	6	0	2	0	7	0	3	0	1	0	0	0	3	0
	6	0	8	0	5	0	5	0	3	0	0	0	0	0	4	0
0800 - 0805	5	0	4	1	2	0	4	0	4	1	2	0	0	0	5	0
	8	0	7	1	3	0	5	0	5	0	3	0	0	0	0	0
0805 - 0810	7	0	5	0	2	0	3	0	6	1	1	0	0	0	8	0
	6	0	3	0	1	0	6	0	4	0	2	0	0	0	2	0
	7	0	5	0	2	0	3	0	5	0	1	0	0	0	0	0
0810 - 0815	5	2	10	0	2	0	6	1	6	0	1	0	0	0	1	0
	7	0	7	0	4	0	7	0	7	0	0	0	0	0	4	0
0815 - 0820	5	0	7	0	3	0	6	0	7	0	0	0	0	0	9	0
	5	0	6	0	0	1	12	0	3	0	0	0	0	0	9	0
	6	1	5	0	2	0	0	0	0	0	0	0	0	0	6	0
0820 - 0825	5	0	8	0	3	0	8	0	4	0	1	0	0	0	8	0
	7	0	6	0	4	0	7	0	15	1	1	0	0	0	3	0
	0	0	0	0	0	0	9	0	10	0	1	0	0	0	0	0
0825 - 0830	5	1	4	0	3	0	10	0	6	0	0	0	0	0	2	0
	4	0	3	0	0	0	8	0	13	0	0	0	0	0	4	0
	6	0	1	0	2	0	0	0	0	0	0	0	0	0	3	0
0830 - 0835	12	0	2	0	0	0	10	0	6	0	2	0	0	0	0	0
	0	0	6	1	4	0	7	0	4	0	3	0	0	0	3	0
	0	0	0	0	0	0	10	0	9	0	4	0	0	0	0	0
0835 - 0840	7	1	10	0	3	0	8	0	4	0	1	0	0	0	2	0
	12	0	6	1	8	1	4	1	9	0	0	0	0	0	2	0
	9	0	5	0	3	0	0	0	0	1	0	0	0	0	1	0
0840 - 0845	0	0	10	0	1	0	3	0	5	0	1	0	0	0	4	0
	11	0	9	1	6	0	4	0	4	1	0	0	0	0	1	0
	0	0	0	0	0	0	9	0	5	0	2	0	0	0	0	0
0845 - 0850	11	1	7	0	7	1	4	0	3	1	1	0	0	0	0	0
	13	1	10	0	1	0	7	1	3	0	0	0	0	0	7	0
	0	0	12	0	3	0	2	0	8	0	3	0	0	0	0	0
0850 - 0855	10	1	11	0	4	0	4	0	6	0	2	0	0	0	4	0
	12	0	9	0	2	1	2	1	6	0	5	0	0	0	2	0
0855 - 0900	12	1	3	1	4	1	8	0	3	1	2	0	0	0	3	0
	10	3	6	1	3	1	4	0	5	0	3	0	0	0	0	0
	12	0	8	0	4	0	8	1	12	0	0	0	0	0	4	0
0900 - 0905	7	0	3	2	2	0	6	0	4	0	2	0	0	0	0	0
	8	0	6	0	2	0	2	0	11	0	0	0	0	0	5	0
0905 - 0910	3	2	4	0	0	0	5	0	3	0	9	0	0	0	0	0
	5	1	5	0	2	0	10	1	9	0	1	0	0	0	7	0
	5	0	4	0	1	0	0	0	0	0	0	0	0	0	3	0
0910 - 0915	3	1	2	0	2	0	4	0	5	0	3	0	0	0	3	0
	3	0	2	0	1	0	9	0	7	0	1	0	0	0	6	0
	0	0	0	0	0	0	11	0	9	0	1	0	0	0	0	0
0915 - 0920	0	0	3	0	2	0	6	0	6	1	2	0	0	0	0	0
	7	0	5	1	0	0	7	0	3	1	2	0	0	0	10	0
	3	0	3	0	3	0	0	0	0	0	0	0	0	0	5	0
0920 - 0925	1	0	3	1	0	0	2	0	10	0	4	0	0	0	2	0
	8	1	5	1	3	0	5	0	5	0	3	0	0	0	6	1
	0	0	0	0	0	0	6	0	8	1	5	0	0	0	0	0
0925 - 0930	7	0	4	1	1	0	1	0	7	1	2	0	0	0	7	0
	6	0	5	1	1	0	2	0	6	1	4	0	0	0	5	0
	5	0	2	0	1	0	0	0	0	0	0	0	0	0	6	0
0930 - 0935	5	0	6	0	1	0	4	0	6	0	2	0	0	0	3	0
	4	0	4	0	1	0	6	0	4	0	3	0	0	0	5	0
	0	0	0	0	0	0	9	0	6	1	0	0	0	0	0	0
0935 - 0940	6	1	5	0	4	0	3	0	7	1	3	0	0	0	6	0
	3	1	2	1	1	0	4	1	3	0	3	0	0	0	3	0
	8	1	5	2	3	0	0	0	0	0	4	0	0	0	8	0
0940 - 0945	6	0	4	0	2	0	4	0	4	0	0	0	0	0	3	0
	7	0	4	1	4	0	5	1	2	0	2	0	0	0	7	0
	0	0	0	0	0	0	6	0	0	0	0	0	0	0	0	0
0945 - 0950	5	0	4	0	1	0	2	0	5	0	2	0	0	0	6	0
	4	0	2	1	2	0	2	1	3	1	1	0	0	0	4	0
	6	1	5	0	1	0	0	0	0	0	0	0	0	0	4	0

0950 - 0955	0	0	3	0	2	0	1	0	2	2	3	0	0	0	4	0
	6	0	5	0	2	0	4	0	4	1	0	0	0	0	1	0
	0	0	0	0	0	0	5	0	5	0	4	0	0	0	0	0
0955 - 1000	6	0	3	0	5	0	3	0	6	0	4	0	0	0	6	0
	6	0	4	1	2	0	6	1	5	0	4	0	0	0	4	0
	5	0	5	0	3	0	0	0	0	0	0	0	0	0	3	0
1000 - 1005	5	0	6	0	4	0	1	0	3	0	0	0	0	0	0	0
	6	0	4	0	1	0	3	0	2	1	3	0	0	0	2	0
	0	0	0	0	0	0	6	0	4	0	5	0	0	0	5	0
1005 - 1010	5	1	6	0	4	0	6	0	3	0	1	0	0	0	0	0
	7	0	4	0	3	0	2	1	4	0	2	0	0	0	6	0
	6	1	3	0	2	0	0	0	0	0	0	0	0	0	4	0
1010 - 1015	5	0	6	0	1	0	2	0	7	0	2	0	0	0	5	0
	7	1	4	0	3	0	1	0	3	0	3	0	0	0	6	0
	0	0	0	0	0	0	6	0	5	0	2	0	0	0	0	0
1015 - 1020	0	0	6	0	4	0	2	0	3	1	3	1	0	0	4	0
	5	0	1	1	2	1	7	0	5	0	4	0	0	0	6	0
	3	1	5	0	2	0	0	0	0	0	0	0	0	0	1	1
1020 - 1025	5	0	6	0	4	0	6	0	6	0	3	1	0	0	6	0
	5	1	4	0	2	0	5	0	4	0	3	0	0	0	0	0
	0	0	0	0	0	0	6	0	5	0	4	0	0	0	0	0
1025 - 1030	5	0	4	1	2	0	7	0	5	0	2	0	0	0	3	0
	6	1	3	0	0	0	7	1	3	0	4	0	0	0	3	0
	4	0	5	1	0	0	0	0	0	0	5	0	0	0	2	0
1030 - 1035	0	0	3	0	0	0	3	0	5	0	2	0	0	0	2	0
	5	0	7	0	4	0	5	0	4	0	0	0	0	0	3	0
	0	0	0	0	0	0	4	0	3	0	3	0	0	0	0	0
1035 - 1040	6	0	4	0	2	0	5	0	5	0	6	0	0	0	0	0
	7	1	6	0	4	0	4	0	3	0	4	0	0	0	11	0
	5	1	5	0	1	0	0	0	0	0	0	0	0	0	3	0
1040 - 1045	5	0	6	0	5	0	6	0	4	0	4	0	0	0	2	0
	2	0	5	0	2	0	5	0	3	0	2	0	0	0	3	0
	0	0	0	0	0	0	6	0	5	0	0	0	0	0	0	0
1045 - 1050	6	0	3	0	2	0	4	0	5	2	3	0	0	0	0	0
	7	0	5	0	6	0	6	0	5	0	2	0	0	0	4	0
	5	1	4	0	2	0	0	0	0	0	0	0	0	0	3	0
1050 - 1055	7	0	3	0	4	0	5	0	4	0	4	0	0	0	1	0
	5	0	4	0	2	0	6	0	5	1	1	0	0	0	3	0
	0	0	0	0	0	0	3	0	2	0	0	0	0	0	0	0
1055 - 1100	3	1	4	0	2	0	4	0	6	1	3	0	0	0	2	0
	0	0	3	0	4	1	6	0	3	0	5	0	0	0	6	0
	5	1	4	0	3	0	0	0	0	0	0	0	0	0	3	0
1100 - 1105	8	0	4	1	3	0	6	0	5	0	5	0	0	0	0	0
	7	0	6	0	5	0	5	0	6	0	0	0	0	0	0	0
	0	0	0	0	0	0	5	1	4	0	2	0	0	0	0	0
1105 - 1110	6	0	5	0	2	0	5	1	3	0	2	0	0	0	2	0
	7	0	4	0	3	0	6	0	4	0	5	0	0	0	3	0
	6	1	5	0	3	0	0	0	0	0	0	0	0	0	3	0
	0	0	0	0	0	0	0	0	0	0	0	0	0	0	0	0
1110 - 1115	3	0	7	0	1	0	4	0	5	0	2	0	0	0	4	0
	4	0	1	0	3	0	6	0	3	0	5	0	0	0	5	0
	0	0	0	0	0	0	6	0	4	0	3	0	0	0	0	0
1115 - 1120	7	0	6	1	2	0	4	0	4	0	2	0	0	0	3	0
	7	0	3	0	3	0	5	0	5	0	4	0	0	0	1	0
	3	1	4	0	S	0	0	0	0	0	0	0	0	0	2	0
1120 - 1125	7	0	6	0	2	0	3	0	2	0	5	0	0	0	1	0
	6	0	5	0	3	0	4	0	5	0	3	0	0	0	6	0
	0	0	0	0	0	0	6	1	5	0	3	0	0	0	0	0
1125 - 1130	7	1	1	0	3	0	5	0	5	0	1	1	0	0	0	0
	9	0	3	0	2	0	6	0	3	0	3	0	0	0	5	0
	7	0	8	0	3	0	0	0	0	0	0	0	0	0	2	0
1130 - 1135	8	0	5	0	3	0	4	0	3	0	3	0	0	0	3	0
	6	1	6	0	4	0	2	1	4	0	2	0	0	0	1	0
	0	0	0	0	0	0	6	0	5	0	1	0	0	0	0	0
1135 - 1140	11	1	8	0	2	0	5	0	6	0	2	0	0	0	2	0
	9	0	6	0	3	0	7	0	5	0	5	0	0	0	2	0
	8	0	5	0	2	0	0	0	0	0	0	0	0	0	3	0
1140 - 1145	8	0	6	0	3	0	5	0	3	0	3	0	0	0	2	0
	6	1	5	0	5	0	6	1	4	0	4	0	0	0	3	0
	0	0	0	0	0	0	5	0	2	0	0	0	0	0	0	0
1145 - 1150	9	0	7	0	4	0	4	0	2	0	0	0	0	0	1	0
	11	0	7	0	5	0	8	2	3	0	2	0	0	0	4	0
	8	1	5	1	4	0	0	0	0	0	0	0	0	0	5	0
1150 - 1155	11	0	5	1	4	0	4	0	6	0	4	0	0	0	3	1
	9	0	6	0	2	0	5	0	2	0	1	0	0	0	2	0
	0	0	0	0	0	0	4	0	5	0	3	0	0	0	0	0
1155 - 1200	10	0	6	0	3	0	5	0	6	0	4	0	0	0	3	0
	8	0	5	0	4	0	2	0	7	0	2	0	0	0	5	0
	11	0	9	0	5	0	0	0	0	0	0	0	0	0	2	0
1200 - 1205	11	0	5	0	3	0	6	0	6	0	1	0	0	0	1	0
	9	0	5	0	5	0	4	0	4	0	3	0	0	0	5	0
	0	0	0	0	0	0	5	1	3	0	2	0	0	0	0	0
1205 - 1210	9	0	5	0	4	0	7	0	3	0	4	0	0	0	5	0
	7	1	5	0	4	0	4	0	3	0	2	0	0	0	3	0
	8	1	4	0	4	0	0	0	0	0	0	0	0	0	3	0
1210 - 1215	6	0	5	0	5	0	1	0	0	0	4	0	0	0	3	0
	8	0	5	0	0	0	6	0	3	0	3	0	0	0	5	0
	0	0	0	0	0	0	5	0	4	0	3	0	0	0	0	0
1215 - 1220	11	0	5	0	4	0	2	0	6	0	5	0	0	0	4	0
	12	0	4	0	1	0	5	1	3	0	3	0	0	0	0	0
1220 - 1225	11	1	8	1	1	0	5	0	1	1	3	0	0	0	5	0
	8	1	7	1	1	0	7	0	2	0	3	0	0	0	2	0
	0	0	0	0	0	0	5	0	1	0	2	0	0	0	2	0
1225 - 1230	10	2	6	1	6	0	6	0	5	0	1	0	0	0	4	0
	0	0	6	1	1	0	5	1	3	0	4	0	0	0	6	0
	6	0	4	1	0	0	0	0	0	0	0	0	0	0	5	0
1230 - 1235	10	1	5	0	2	0	6	1	3	0	1	0	0	0	4	0
	13	0	6	0	5	0	5	0	4	0	3	0	0	0	1	0
	0	0	0	0	0	0	6	0	3	0	2	0	0	0	0	0
1235 - 1240	12	0	5	0	7	0	4	0	4	0	4	0	0	0	4	0
	9	0	6	0	2	0	6	0	2	0	1	0	0	0	7	0
	9	0	3	0	4	0	0	0	0	0	0	0	0	0	4	0
1240 - 1245	12	0	7	1	4	0	6	0	4	0	1	0	0	0	0	0
	7	1	2	0	4	0	8	0	2	1	2	0	0	0	8	0
	0	0	0	0	0	0	7	2	3	0	0	0	0	0	0	0
1245 - 1250	6	0	5	0	1	0	5	0	3	0	4	0	0	0	4	0
	10	0	5	0	1	1	3	0	4	0	4	0	0	0	8	0
	10	2	6	1	3	0	0	0	0	0	0	0	0	0	7	0

1250 - 1255	15	0	9	0	9	0	2	0	2	0	2	0	0	0	2	0
	11	0	6	0	5	0	4	0	5	1	2	0	0	0	4	0
	0	0	0	0	0	0	3	0	4	0	2	0	0	0	0	0
1255 - 1300	12	0	4	0	3	0	6	0	3	0	0	0	0	0	2	0
	7	0	8	2	5	1	4	0	4	1	4	0	0	0	6	0
	9	0	3	0	2	0	0	0	0	0	0	0	0	0	5	0
1300 - 1305	7	0	8	0	3	0	4	0	3	0	2	0	0	0	2	0
	2	0	7	0	2	0	2	0	5	0	1	0	0	0	1	0
	0	0	0	0	0	0	3	0	4	0	1	0	0	0	0	0
1305 - 1310	11	0	8	0	1	0	4	1	1	0	0	0	0	0	3	0
	12	0	5	0	4	0	3	0	4	0	2	0	0	0	3	0
	8	0	3	0	3	0	0	0	0	0	2	0	0	0	5	0
1310 - 1315	10	0	7	0	2	0	7	0	2	0	1	0	0	0	1	0
	8	2	5	0	2	0	9	0	1	0	1	0	0	0	1	0
	0	0	0	0	0	0	5	0	4	0	2	0	0	0	0	0
1315 - 1320	10	0	9	1	4	0	4	0	3	0	2	0	0	0	1	0
	11	0	8	0	4	0	3	0	0	1	2	0	0	0	6	0
	12	0	6	0	2	0	0	0	0	0	0	0	0	0	3	0
1320 - 1325	0	0	7	1	3	0	6	0	2	0	1	0	0	0	3	0
	10	0	7	0	6	0	5	0	1	0	3	0	0	0	3	0
1325 - 1330	9	0	7	0	2	0	4	0	3	0	0	0	0	0	6	0
	10	0	7	0	0	0	5	0	4	0	2	0	0	0	3	0
	8	3	5	0	4	0	5	0	1	1	3	0	0	0	0	0
1330 - 1335	12	0	7	1	3	1	7	0	1	0	0	0	0	0	9	0
	12	0	5	1	2	0	4	0	6	0	2	0	0	0	5	0
	0	0	0	0	0	0	5	0	4	0	1	0	0	0	0	0
1335 - 1340	9	2	5	1	5	0	6	0	4	0	0	0	0	0	5	0
	0	0	6	0	1	0	5	0	4	0	2	0	0	0	1	0
	7	1	3	0	7	0	0	0	0	0	0	0	0	0	3	0
1340 - 1345	9	0	6	0	4	0	4	0	3	1	4	0	0	0	0	0
	12	0	4	0	6	0	6	0	5	0	1	0	0	0	6	0
1345 - 1350	9	0	4	0	2	0	4	0	3	0	1	0	0	0	4	1
	0	0	5	1	4	0	6	1	4	0	2	0	0	0	3	0
	1	0	4	0	4	0	4	0	4	0	1	0	0	0	7	0
1350 - 1355	5	0	3	0	3	1	3	0	6	0	3	0	0	0	2	0
	8	0	5	0	2	0	4	0	5	1	1	0	0	0	6	0
1355 - 1400	6	0	7	0	4	0	5	0	4	0	5	0	0	0	5	0
	6	0	4	0	4	0	6	0	4	0	3	0	0	0	3	0
	5	0	4	0	0	0	4	0	3	0	2	0	0	0	1	0
1400 - 1405	15	0	5	0	1	0	5	0	6	0	1	0	0	0	6	0
	8	1	5	1	3	0	4	0	4	0	2	0	0	0	5	0
1405 - 1410	9	0	5	0	6	0	5	0	4	0	0	0	0	0	4	0
	0	0	5	0	4	0	3	0	3	0	3	0	0	0	4	0
	0	0	0	0	0	0	5	0	3	1	1	0	0	0	0	0
1410 - 1415	9	0	5	0	6	0	5	0	1	0	0	0	0	0	4	0
	0	0	5	0	4	0	3	0	5	0	2	0	0	0	6	0
	0	0	0	0	0	0	4	0	3	0	1	0	0	0	0	0
1415 - 1420	13	0	5	0	1	0	4	0	4	0	2	0	0	0	3	0
	10	1	5	0	4	0	3	0	3	0	1	0	0	0	3	0
	8	0	3	0	2	0	0	0	0	0	0	0	0	0	10	0
1420 - 1425	12	0	9	1	6	0	7	0	3	0	2	0	0	0	7	0
	11	0	4	1	2	0	3	0	7	0	1	0	0	0	9	0
1425 - 1430	5	0	5	0	2	0	4	0	2	0	2	0	0	0	4	0
	8	0	9	0	3	0	6	0	3	0	1	0	0	0	6	0
	13	0	7	0	6	0	4	0	3	1	3	0	0	0	2	0
1430 - 1435	10	2	3	0	3	0	8	0	4	0	4	0	0	0	5	0
	5	1	4	1	2	0	1	0	6	0	3	0	0	0	5	0
1435 - 1440	7	0	4	0	5	0	6	0	6	0	2	0	0	0	5	0
	1	0	7	0	5	0	4	0	0	1	4	0	0	0	3	0
	0	0	0	0	0	0	6	0	3	0	1	0	0	0	5	0
1440 - 1445	9	1	5	0	5	0	4	1	3	0	1	0	0	0	5	0
	0	0	0	0	2	0	2	0	6	0	2	0	0	0	5	0
	11	1	0	0	0	0	0	0	0	0	0	0	0	0	0	0
1445 - 1450	12	0	4	0	0	0	4	0	3	0	4	0	0	0	7	0
	11	0	4	0	3	0	5	0	5	0	3	0	0	0	6	0
	9	2	4	1	3	0	7	0	2	1	1	0	0	0	2	0
1450 - 1455	10	0	5	0	7	0	4	0	6	0	2	0	0	0	3	0
	9	0	6	0	2	0	7	0	4	0	0	0	0	0	0	0
	10	0	6	1	2	0	0	0	0	0	0	0	0	0	0	0
1455 - 1500	10	0	5	0	5	0	4	0	3	0	4	0	0	0	8	0
	7	0	4	0	3	0	6	0	2	0	3	0	0	0	5	0
	0	0	0	0	0	0	5	0	6	0	0	0	0	0	6	0
1500 - 1505	0	0	0	0	0	0	7	0	2	0	2	0	0	0	1	0
	12	0	5	1	3	0	8	0	3	0	0	0	0	0	3	0
	6	0	5	0	2	0	0	0	0	0	0	0	0	0	0	0
	9	1	3	0	3	1	0	0	0	0	0	0	0	0	0	0
1505 - 1510	0	0	0	0	0	0	6	0	6	0	0	0	0	0	4	0
	11	2	5	0	6	0	5	0	7	0	1	0	0	0	3	0
	10	0	4	0	9	0	7	0	5	0	1	0	0	0	0	0
1510 - 1515	0	0	0	0	0	0	3	0	4	0	3	0	0	0	3	0
	8	0	4	0	5	0	4	0	3	0	3	0	0	0	2	0
	8	2	5	0	7	0	0	0	0	0	0	0	0	0	0	0
	10	1	8	0	6	0	0	0	0	0	0	0	0	0	0	0
1515 - 1520	0	0	0	0	0	0	5	0	6	0	1	0	0	0	6	0
	10	1	9	0	3	0	5	0	2	0	2	0	0	0	6	0
	11	1	5	0	4	0	7	0	4	0	1	0	0	0	0	0
1520 - 1525	0	0	0	0	0	0	3	0	4	1	1	0	0	0	5	0
	12	1	7	0	3	0	7	0	4	0	0	0	0	0	7	0
	9	0	6	0	1	1	0	0	0	0	0	0	0	0	4	0
	7	2	6	0	4	0	0	0	0	0	0	0	0	0	0	0
1525 - 1530	0	0	0	0	0	0	3	0	4	0	1	0	0	0	6	0
	12	0	6	0	5	0	2	0	2	0	0	0	0	0	0	0
	11	0	5	0	3	0	6	1	1	1	2	0	0	0	10	0
1530 - 1535	0	0	0	0	0	0	6	0	5	0	1	0	0	0	10	0
	10	0	8	0	2	0	5	0	4	0	1	0	0	0	2	0
	9	0	7	0	3	0	0	0	0	0	0	0	0	0	0	0
	7	0	2	0	3	0	0	0	0	0	0	0	0	0	0	0
1535 - 1540	0	0	0	0	0	0	5	0	3	0	0	0	0	0	11	0
	9	0	4	2	2	0	6	0	3	0	2	0	0	0	4	0
	9	0	6	0	3	0	5	0	2	0	1	0	0	0	0	0
1540 - 1545	0	0	0	0	0	0	4	0	3	0	4	0	0	0	4	0
	8	2	5	0	2	0	6	0	4	1	2	0	0	0	7	0
	10	0	7	0	2	0	0	0	0	0	0	0	0	0	8	0
	12	0	4	1	4	0	0	0	0	0	0	0	0	0	0	0
1545 - 1550	0	0	0	0	0	0	5	0	5	1	0	0	0	0	7	0
	10	0	7	0	6	0	4	0	3	0	2	0	0	0	3	0
	12	0	6	0	5	0	7	0	4	0	1	0	0	0	0	0

1550 - 1555	0	0	0	0	0	0	3	1	0	0	0	0	0	0	5	0
	10	0	5	0	3	0	5	0	4	0	2	0	0	0	7	0
	12	0	8	0	6	0	0	0	0	0	0	0	0	0	4	0
	7	1	6	1	6	0	0	0	0	0	0	0	0	0	0	0
1555 - 1600	0	0	0	0	0	0	6	0	3	0	2	0	0	0	10	0
	7	0	5	1	3	0	5	0	6	0	1	0	0	0	6	0
	11	0	6	1	3	0	7	0	4	0	2	0	0	0	0	0
1600 - 1605	0	0	0	0	0	0	7	0	4	0	1	0	0	0	9	0
	4	0	4	1	4	0	6	0	5	0	2	0	0	0	3	0
	10	1	7	0	3	0	0	0	0	0	0	0	0	0	4	0
	9	1	8	0	1	0	0	0	0	0	0	0	0	0	0	0
1605 - 1610	0	0	0	0	0	0	5	0	6	0	0	0	0	0	13	0
	11	0	7	0	5	0	6	0	3	0	2	0	0	0	10	0
	10	0	7	0	3	0	7	0	4	0	1	0	0	0	0	0
1610 - 1615	0	0	0	0	0	0	8	0	5	0	0	0	0	0	8	0
	10	0	6	1	3	0	8	0	4	0	2	0	0	0	6	0
	9	1	4	0	3	1	0	0	0	0	0	0	0	0	6	0
	12	0	5	0	6	1	0	0	0	0	0	0	0	0	0	0
1615 - 1620	0	0	0	0	0	0	8	0	3	1	1	0	0	0	8	0
	10	1	7	0	2	0	6	0	3	0	4	0	0	0	6	0
	9	1	6	0	8	0	7	0	4	0	1	0	0	0	0	0
1620 - 1625	0	0	0	0	0	0	8	0	4	1	1	0	0	0	2	0
	7	1	9	0	8	0	5	0	3	0	0	0	0	0	6	0
	7	1	5	0	1	0	0	0	0	0	0	0	0	0	8	0
	11	0	5	0	1	0	0	0	0	0	0	0	0	0	0	0
1625 - 1630	0	0	0	0	0	0	4	1	4	0	3	0	0	0	8	0
	12	0	8	0	7	0	7	0	6	0	2	0	0	0	7	0
	10	1	2	1	1	0	3	0	5	0	2	0	0	0	0	0
1630 - 1635	0	0	0	0	0	0	2	0	7	0	2	0	0	0	4	0
	11	0	6	1	2	1	3	0	5	1	0	0	0	0	1	0
	11	0	4	1	3	0	0	0	0	0	0	0	0	0	10	0
	8	1	5	0	7	1	0	0	0	0	0	0	0	0	0	0
1635 - 1640	0	0	0	0	0	0	8	0	0	0	1	0	0	0	6	0
	12	0	6	0	3	0	8	0	3	0	2	1	0	0	6	0
	12	0	10	0	6	1	7	0	0	0	0	0	0	0	0	0
1640 - 1645	0	0	0	0	0	0	7	0	5	0	1	0	0	0	5	0
	11	0	6	0	7	0	6	0	4	0	1	0	0	0	5	0
	12	0	10	0	2	0	0	0	0	0	0	0	0	0	12	0
	8	0	7	1	1	0	0	0	0	0	0	0	0	0	0	0
1645 - 1650	0	0	0	0	0	0	5	0	4	0	0	0	0	0	0	0
	12	0	9	0	2	0	6	0	5	0	2	0	0	0	6	0
	12	0	2	0	3	0	8	0	4	0	1	0	0	0	0	0
1650 - 1655	0	0	0	0	0	0	7	0	4	0	0	0	0	0	8	0
	13	0	10	0	2	0	8	1	5	0	0	0	0	0	5	0
	10	2	7	0	1	0	0	0	0	0	0	0	0	0	2	0
	9	0	6	0	4	1	0	0	0	0	0	0	0	0	0	0
1655 - 1700	0	0	0	0	0	0	6	0	3	0	0	0	0	0	8	0
	12	0	4	0	2	1	4	0	7	0	2	0	0	0	6	0
	11	0	8	0	4	0	7	0	6	0	2	0	0	0	0	0
1700 - 1705	0	0	0	0	0	0	3	0	5	1	1	0	0	0	5	0
	7	1	4	0	4	0	4	0	1	0	1	0	0	0	3	0
	11	0	5	0	3	0	0	0	0	0	0	0	0	0	4	0
	12	0	0	0	4	0	0	0	0	0	0	0	0	0	0	0
	0	0	0	0	0	0	0	0	0	0	0	0	0	0	0	0
1705 - 1710	0	0	0	0	0	0	7	0	4	0	0	0	0	0	9	0
	12	0	6	0	3	0	9	0	1	0	2	0	0	0	5	0
	11	0	3	0	4	0	8	1	0	0	0	0	0	0	0	0
1710 - 1715	0	0	0	0	0	0	8	0	7	0	3	0	0	0	4	0
	9	0	8	0	5	0	3	0	6	1	0	0	0	0	4	0
	7	0	3	0	3	0	0	0	0	0	1	0	0	0	7	0
	10	2	6	1	4	0	0	0	0	0	0	0	0	0	0	0
1715 - 1720	0	0	0	0	0	0	9	0	6	0	1	0	0	0	4	0
	10	1	6	0	4	0	5	0	5	0	0	0	0	0	8	0
	11	0	5	0	3	0	9	0	4	0	0	0	0	0	0	0
1720 - 1725	0	0	0	0	0	0	8	0	4	0	2	0	0	0	8	0
	11	0	3	1	0	0	9	0	3	0	1	0	0	0	5	0
	11	1	7	0	8	0	0	0	0	0	0	0	0	0	4	0
	12	0	7	0	5	0	0	0	0	0	0	0	0	0	0	0
1725 - 1730	0	0	0	0	0	0	5	0	9	0	0	0	0	0	1	0
	9	0	8	1	3	0	6	1	5	0	1	0	0	0	11	0
	10	2	8	0	7	0	7	0	4	0	0	0	0	0	0	0
1730 - 1735	0	0	0	0	0	0	7	0	5	0	0	0	0	0	3	0
	12	0	7	0	4	0	8	1	4	0	0	0	0	0	4	0
	6	0	5	1	1	0	0	0	0	0	0	0	0	0	7	0
	10	0	2	0	5	1	0	0	0	0	0	0	0	0	0	0
1735 - 1740	0	0	0	0	0	0	10	0	4	0	3	0	0	0	8	0
	10	2	7	0	7	0	4	0	7	0	0	0	0	0	6	0
	11	0	4	0	6	0	11	0	8	0	4	0	0	0	0	0
1740 - 1745	0	0	0	0	0	0	6	0	3	0	0	0	0	0	4	0
	10	0	5	0	3	0	5	1	3	1	0	0	0	0	7	0
	12	0	9	0	0	0	0	0	0	0	0	0	0	0	2	0
	12	0	6	0	4	0	0	0	0	0	0	0	0	0	0	0
1745 - 1750	0	0	0	0	0	0	4	0	5	0	0	0	0	0	6	0
	4	0	3	0	5	1	5	0	6	0	1	0	0	0	4	0
	12	0	7	0	3	0	6	0	4	0	0	0	0	0	0	0
1750 - 1755	0	0	0	0	0	0	7	0	5	0	0	0	0	0	5	0
	12	0	6	0	4	0	5	0	7	0	1	0	0	0	8	0
	11	1	7	0	4	0	0	0	0	0	0	0	0	0	7	0
	12	0	4	0	3	0	0	0	0	0	0	0	0	0	0	0
1755 - 1800	0	0	0	0	0	0	4	0	8	0	0	0	0	0	5	0
	12	0	7	0	6	0	6	0	5	0	1	0	0	0	3	0
	12	0	3	1	3	1	6	0	5	0	1	0	0	0	0	0
1800 - 1805	0	0	0	0	0	0	5	0	5	0	0	0	0	0	8	0
	8	0	10	0	4	0	4	0	6	0	1	0	0	0	6	0
	11	0	6	0	4	0	0	0	0	0	0	0	0	0	5	0
	0	0	7	0	6	0	0	0	0	0	0	0	0	0	0	0
1805 - 1810	0	0	0	0	0	0	3	0	5	0	1	0	0	0	6	0
	12	0	7	0	4	0	6	0	4	0	1	0	0	0	2	0
	11	0	7	0	4	0	4	0	5	0	2	0	0	0	0	0
1810 - 1815	0	0	0	0	0	0	6	0	5	0	0	0	0	0	8	0
	7	0	7	0	5	0	5	0	4	0	1	0	0	0	5	0
	11	1	10	0	3	0	0	0	0	0	0	0	0	0	4	0
	6	0	7	0	2	0	0	0	0	0	0	0	0	0	0	0
1815 - 1820	0	0	0	0	0	0	5	0	5	0	2	0	0	0	2	0
	10	1	8	3	0	0	4	0	2	0	0	0	0	0	4	0
	10	1	6	0	1	0	6	0	6	0	1	0	0	0	0	0
1820 - 1825	0	0	0	0	0	0	4	0	3	0	0	0	0	0	3	0
	8	0	6	1	2	0	2	0	4	0	1	0	0	0	3	0
	6	0	2	1	4	0	0	0	0	0	0	0	0	0	4	0
	7	1	5	1	8	0	0	0	0	0	0	0	0	0	0	0
1825 - 1830	0	0	0	0	0	0	2	0	4	0	2	0	0	0	2	0
	10	1	10	0	3	0	3	0	2	1	2	0	0	0	3	0
	9	1	6	0	2	1	5	0	4	0	0	0	0	0	0	0

1830 - 1835	0	0	0	0	0	0	5	0	3	0	1	0	0	0	3	0
	0	0	6	0	2	0	7	0	2	0	0	0	0	0	4	0
	7	0	8	0	3	1	0	0	0	0	0	0	0	0	3	0
	0	0	9	0	4	0	0	0	0	0	0	0	0	0	0	0
1835 - 1840	0	0	0	0	0	0	5	0	3	0	3	0	0	0	5	0
	11	0	7	0	8	0	4	0	7	0	0	0	0	0	2	0
	11	0	3	1	1	0	5	0	3	0	1	0	0	0	0	0
1840 - 1845	0	0	0	0	0	0	4	0	6	0	0	0	0	0	3	0
	12	0	10	0	2	0	6	0	4	0	2	0	0	0	0	0
	10	0	8	0	4	0	0	0	0	0	0	0	0	0	6	0
	11	1	6	0	4	0	0	0	0	0	0	0	0	0	0	0
1845 - 1850	0	0	0	0	0	0	4	0	6	0	1	0	0	0	6	0
	9	0	8	0	4	0	3	0	3	0	2	0	0	0	4	0
	11	0	7	0	4	0	7	0	4	0	1	0	0	0	0	0
1850 - 1855	0	0	0	0	0	0	6	0	3	0	0	0	0	0	1	0
	11	0	5	1	2	0	7	0	6	0	0	0	0	0	10	0
	9	0	4	0	6	0	0	0	0	0	0	0	0	0	5	0
	10	0	8	0	6	0	0	0	0	0	0	0	0	0	0	0
1855 - 1900	0	0	0	0	0	0	6	0	6	0	1	0	0	0	3	0
	12	0	5	0	0	0	8	0	4	0	1	0	0	0	2	0
	12	0	7	0	0	0	7	0	5	0	1	0	0	0	0	0

Epsom
Pedestrian Survey

Site 1 of 3
A24 Dorking Road (East)
Woodcote Side
A24 Dorking Road (West)
Castle Road

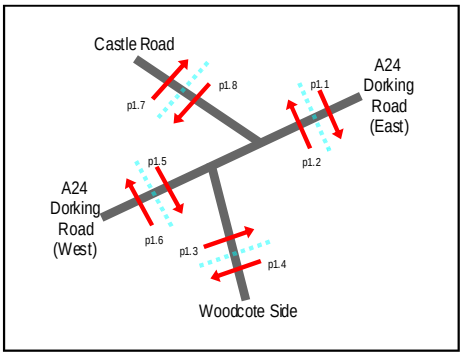

Lat/Long
lat 51.324869° lon -0.279984°

Date
Tuesday 12 November 2019

Weather
Cloudy
Temp: 6°C

0700 - 1900 (Tuesday 12H Session)

TIME	p1.1	p1.2	p1.3	p1.4	p1.5	p1.6	p1.7	p1.8
0700 - 0715	0	0	0	0	0	0	0	0
0715 - 0730	0	0	0	0	0	0	0	0
0730 - 0745	0	0	0	0	0	0	0	0
0745 - 0800	0	0	0	0	0	0	0	0
Hourly Total	0	0	0	0	0	0	0	0
Hourly Average	0.00	0.00	0.00	0.00	0.00	0.00	0.00	0.00
0800 - 0815	0	0	0	0	0	0	4	0
0815 - 0830	0	0	0	0	0	0	2	1
0830 - 0845	0	0	0	0	0	0	0	0
0845 - 0900	0	1	0	0	0	0	3	1
Hourly Total	0	1	0	0	0	0	9	2
Hourly Average	0.00	0.25	0.00	0.00	0.00	0.00	2.25	0.50
0900 - 0915	0	0	1	0	0	0	3	1
0915 - 0930	0	0	0	1	0	0	0	0
0930 - 0945	0	0	0	0	0	0	3	2
0945 - 1000	2	1	0	0	0	0	3	0
Hourly Total	2	1	1	1	0	0	9	3
Hourly Average	0.50	0.25	0.25	0.25	0.00	0.00	2.25	0.75
1000 - 1015	1	2	0	1	0	0	0	1
1015 - 1030	2	1	1	0	0	0	1	1
1030 - 1045	2	2	0	0	0	0	2	0
1045 - 1100	0	0	0	1	0	0	3	1
Hourly Total	5	5	1	2	0	0	6	3
Hourly Average	1.25	1.25	0.25	0.50	0.00	0.00	1.50	0.75
1100 - 1115	1	0	0	0	0	1	0	2
1115 - 1130	2	1	1	0	0	0	0	0
1130 - 1145	1	2	0	0	0	0	1	0
1145 - 1200	2	1	0	1	0	0	1	1
Hourly Total	6	4	1	1	0	1	2	3
Hourly Average	1.50	1.00	0.25	0.25	0.00	0.25	0.50	0.75
1200 - 1215	0	1	0	2	0	0	0	1
1215 - 1230	0	1	1	0	0	0	1	0
1230 - 1245	1	0	0	0	0	0	2	2
1245 - 1300	2	1	0	0	0	0	1	0
Hourly Total	3	3	1	2	0	0	4	3
Hourly Average	0.75	0.75	0.25	0.50	0.00	0.00	1.00	0.75
1300 - 1315	0	0	0	0	0	0	1	0
1315 - 1330	0	0	1	0	0	0	2	0
1330 - 1345	0	1	1	0	0	0	0	0
1345 - 1400	1	0	0	0	0	0	0	0
Hourly Total	1	1	2	0	0	0	3	0
Hourly Average	0.25	0.25	0.50	0.00	0.00	0.00	0.75	0.00
1400 - 1415	1	1	0	0	0	0	0	0
1415 - 1430	1	0	0	0	0	0	1	0
1430 - 1445	0	0	4	0	0	0	2	0
1445 - 1500	1	1	2	0	2	0	0	0
Hourly Total	3	2	6	0	2	0	3	0
Hourly Average	0.75	0.50	1.50	0.00	0.50	0.00	0.75	0.00
1500 - 1515	2	1	0	0	0	0	0	3
1515 - 1530	3	2	0	0	1	0	9	0
1530 - 1545	1	2	5	1	0	0	0	2
1545 - 1600	0	0	0	0	0	0	0	3
Hourly Total	6	5	5	1	1	0	9	8
Hourly Average	1.50	1.25	1.25	0.25	0.25	0.00	2.25	2.00
1600 - 1615	1	2	0	1	0	0	1	5
1615 - 1630	0	2	0	0	0	0	0	3
1630 - 1645	1	0	1	0	0	0	3	3
1645 - 1700	0	0	0	0	0	0	1	2
Hourly Total	2	4	1	1	0	0	5	13
Hourly Average	0.50	1.00	0.25	0.25	0.00	0.00	1.25	3.25
1700 - 1715	0	1	0	0	0	0	0	5
1715 - 1730	0	0	0	0	0	0	0	1
1730 - 1745	0	0	2	0	0	0	1	3
1745 - 1800	1	1	0	0	0	0	0	1
Hourly Total	1	2	2	0	0	0	1	10
Hourly Average	0.25	0.50	0.50	0.00	0.00	0.00	0.25	2.50
1800 - 1815	0	0	1	0	0	0	0	1
1815 - 1830	0	0	0	0	0	0	0	1
1830 - 1845	0	0	0	0	0	1	1	0
1845 - 1900	0	0	0	0	0	0	0	1
Hourly Total	0	0	1	0	0	1	1	3
Hourly Average	0.00	0.00	0.25	0.00	0.00	0.25	0.25	0.75

Session Total	29	28	21	8	3	2	52	48
Session Average	0.60	0.58	0.44	0.17	0.06	0.04	1.08	1.00

Date
Wednesday 13 November 2019

Weather
Cloudy
Temp: 8°C

0700 - 1900 (Wednesday 12H Session)

TIME	p1.1	p1.2	p1.3	p1.4	p1.5	p1.6	p1.7	p1.8
0700 - 0715	0	0	1	0	0	0	0	0
0715 - 0730	0	0	2	0	0	0	1	0
0730 - 0745	0	0	0	0	0	0	1	0
0745 - 0800	0	0	12	0	0	0	2	0
Hourly Total	0	0	15	0	0	0	4	0
Hourly Average	0.00	0.00	3.75	0.00	0.00	0.00	1.00	0.00
0800 - 0815	1	0	2	0	0	0	7	1
0815 - 0830	0	0	2	2	0	0	9	1
0830 - 0845	0	1	1	0	0	0	0	1
0845 - 0900	0	0	1	0	0	0	4	4
Hourly Total	1	1	6	2	0	0	20	7
Hourly Average	0.25	0.25	1.50	0.50	0.00	0.00	5.00	1.75
0900 - 0915	2	1	2	1	0	0	1	0
0915 - 0930	1	2	1	1	0	0	1	0
0930 - 0945	1	1	0	2	0	0	2	1
0945 - 1000	0	0	0	0	0	0	2	1
Hourly Total	4	4	3	4	0	0	6	2
Hourly Average	1.00	1.00	0.75	1.00	0.00	0.00	1.50	0.50
1000 - 1015	0	0	0	0	0	0	2	1
1015 - 1030	0	0	0	2	0	0	1	0
1030 - 1045	0	0	2	0	0	0	1	0
1045 - 1100	2	1	0	0	0	0	1	1
Hourly Total	2	1	2	2	0	0	5	2
Hourly Average	0.50	0.25	0.50	0.50	0.00	0.00	1.25	0.50
1100 - 1115	1	2	0	0	0	0	0	0
1115 - 1130	1	2	0	0	0	0	4	1
1130 - 1145	0	0	0	0	0	0	2	0
1145 - 1200	2	3	0	1	0	0	0	1
Hourly Total	4	7	0	1	0	0	6	2
Hourly Average	1.00	1.75	0.00	0.25	0.00	0.00	1.50	0.50
1200 - 1215	2	1	0	2	0	0	0	0
1215 - 1230	0	0	2	2	0	0	2	0
1230 - 1245	0	0	1	0	0	0	3	1
1245 - 1300	0	1	1	1	0	0	0	0
Hourly Total	2	2	4	5	0	0	5	1
Hourly Average	0.50	0.50	1.00	1.25	0.00	0.00	1.25	0.25
1300 - 1315	3	0	0	0	0	0	1	0
1315 - 1330	1	1	0	0	0	0	1	1
1330 - 1345	0	0	0	0	0	0	1	0
1345 - 1400	1	1	2	0	0	0	3	0
Hourly Total	5	2	2	0	0	0	6	1
Hourly Average	1.25	0.50	0.50	0.00	0.00	0.00	1.50	0.25
1400 - 1415	0	0	0	0	0	0	0	2
1415 - 1430	0	0	0	0	0	0	1	0
1430 - 1445	0	0	0	0	0	0	0	2
1445 - 1500	1	0	0	1	0	0	1	0
Hourly Total	1	0	0	1	0	0	2	4
Hourly Average	0.25	0.00	0.00	0.25	0.00	0.00	0.50	1.00
1500 - 1515	10	1	0	0	0	0	2	2
1515 - 1530	3	5	2	3	0	0	2	2
1530 - 1545	2	0	0	0	0	0	6	4
1545 - 1600	4	2	4	1	0	0	0	1
Hourly Total	19	8	6	4	0	0	10	9
Hourly Average	4.75	2.00	1.50	1.00	0.00	0.00	2.50	2.25
1600 - 1615	0	1	0	0	0	0	1	1
1615 - 1630	0	1	0	0	0	0	0	3
1630 - 1645	1	0	3	0	0	0	3	4
1645 - 1700	0	0	2	0	0	0	0	3
Hourly Total	1	2	5	0	0	0	4	11
Hourly Average	0.25	0.50	1.25	0.00	0.00	0.00	1.00	2.75
1700 - 1715	0	0	0	0	0	0	0	6
1715 - 1730	0	0	0	1	0	0	0	2
1730 - 1745	0	0	1	0	0	0	0	0
1745 - 1800	0	0	3	1	0	0	0	0
Hourly Total	0	0	4	2	0	0	0	8
Hourly Average	0.00	0.00	1.00	0.50	0.00	0.00	0.00	2.00
1800 - 1815	0	0	1	0	0	0	0	1
1815 - 1830	0	0	0	1	0	0	0	0
1830 - 1845	0	0	0	0	0	0	0	1
1845 - 1900	0	0	0	0	0	0	0	1
Hourly Total	0	0	1	1	0	0	0	3
Hourly Average	0.00	0.00	0.25	0.25	0.00	0.00	0.00	0.75

Session Total	39	27	48	22	0	0	68	50
Session Average	0.81	0.56	1.00	0.46	0.00	0.00	1.42	1.04

Epsom
Pedestrian Survey

Site 2 of 3
A24 South Street
Woodcote Road
A24 Dorking Road

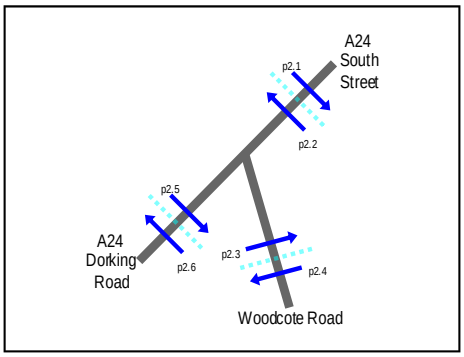

Lat/Long
lat 51.328668° lon -0.270543°

Date
Tuesday 12 November 2019

Weather
Cloudy
Temp: 6°C

0700 - 1900 (Tuesday 12H Session)

TIME	p2.1	p2.2	p2.3	p2.4	p2.5	p2.6
0700 - 0715	1	0	8	4	0	0
0715 - 0730	1	0	8	4	0	0
0730 - 0745	0	0	14	3	0	0
0745 - 0800	0	0	24	7	0	0
Hourly Total	2	0	54	18	0	0
Hourly Average	0.50	0.00	13.50	4.50	0.00	0.00
0800 - 0815	3	0	15	9	0	0
0815 - 0830	3	2	26	4	0	1
0830 - 0845	0	3	27	27	1	0
0845 - 0900	2	0	27	7	0	0
Hourly Total	8	5	95	47	1	1
Hourly Average	2.00	1.25	23.75	11.75	0.25	0.25
0900 - 0915	0	0	6	6	0	0
0915 - 0930	1	0	15	5	0	0
0930 - 0945	0	0	12	10	1	0
0945 - 1000	0	0	3	7	0	0
Hourly Total	1	0	36	28	1	0
Hourly Average	0.25	0.00	9.00	7.00	0.25	0.00
1000 - 1015	0	0	7	14	0	0
1015 - 1030	1	1	11	11	0	0
1030 - 1045	2	1	8	10	0	0
1045 - 1100	1	0	5	12	0	0
Hourly Total	4	2	31	47	0	0
Hourly Average	1.00	0.50	7.75	11.75	0.00	0.00
1100 - 1115	0	1	8	10	0	0
1115 - 1130	1	0	10	10	0	0
1130 - 1145	0	1	3	14	0	0
1145 - 1200	0	1	12	14	0	0
Hourly Total	1	3	33	48	0	0
Hourly Average	0.25	0.75	8.25	12.00	0.00	0.00
1200 - 1215	0	2	8	11	1	0
1215 - 1230	0	2	5	6	0	0
1230 - 1245	1	0	11	4	0	0
1245 - 1300	0	0	4	6	0	0
Hourly Total	1	4	28	27	1	0
Hourly Average	0.25	1.00	7.00	6.75	0.25	0.00
1300 - 1315	0	0	7	10	0	0
1315 - 1330	0	0	6	6	0	0
1330 - 1345	0	1	7	8	0	0
1345 - 1400	0	0	15	16	0	0
Hourly Total	0	1	35	40	0	0
Hourly Average	0.00	0.25	8.75	10.00	0.00	0.00
1400 - 1415	2	0	7	9	0	0
1415 - 1430	0	0	9	8	0	0
1430 - 1445	0	1	9	5	0	0
1445 - 1500	0	0	7	11	0	0
Hourly Total	2	1	32	33	0	0
Hourly Average	0.50	0.25	8.00	8.25	0.00	0.00
1500 - 1515	0	0	6	14	0	0
1515 - 1530	0	2	6	25	0	1
1530 - 1545	0	2	7	11	0	0
1545 - 1600	2	1	7	14	0	0
Hourly Total	2	5	26	64	0	1
Hourly Average	0.50	1.25	6.50	16.00	0.00	0.25
1600 - 1615	1	1	9	16	0	0
1615 - 1630	1	0	5	13	0	0
1630 - 1645	0	0	5	25	1	0
1645 - 1700	0	0	2	17	0	0
Hourly Total	2	1	21	71	1	0
Hourly Average	0.50	0.25	5.25	17.75	0.25	0.00
1700 - 1715	1	0	2	20	0	0
1715 - 1730	0	1	5	14	0	0
1730 - 1745	0	0	7	11	0	0
1745 - 1800	0	1	7	5	0	0
Hourly Total	1	2	21	50	0	0
Hourly Average	0.25	0.50	5.25	12.50	0.00	0.00
1800 - 1815	2	0	8	9	0	0
1815 - 1830	0	0	6	12	0	0
1830 - 1845	0	0	6	9	0	0
1845 - 1900	0	0	4	2	0	0
Hourly Total	2	0	24	32	0	0
Hourly Average	0.50	0.00	6.00	8.00	0.00	0.00

Session Total	26	24	436	505	4	2
Session Average	0.54	0.50	9.08	10.52	0.08	0.04

Date
Wednesday 13 November 2019

Weather
Cloudy
Temp: 8°C

0700 - 1900 (Wednesday 12H Session)

TIME	p2.1	p2.2	p2.3	p2.4	p2.5	p2.6
0700 - 0715	0	1	10	3	0	0
0715 - 0730	1	0	7	5	0	0
0730 - 0745	1	0	16	3	0	0
0745 - 0800	0	0	23	6	0	0
Hourly Total	2	1	56	17	0	0
Hourly Average	0.50	0.25	14.00	4.25	0.00	0.00
0800 - 0815	0	0	17	2	0	0
0815 - 0830	0	1	19	5	0	0
0830 - 0845	0	0	25	15	0	0
0845 - 0900	0	0	28	8	0	0
Hourly Total	0	1	89	30	0	0
Hourly Average	0.00	0.25	22.25	7.50	0.00	0.00
0900 - 0915	1	1	13	5	0	0
0915 - 0930	0	0	11	5	0	0
0930 - 0945	1	0	8	10	0	0
0945 - 1000	1	0	5	10	0	0
Hourly Total	3	1	37	30	0	0
Hourly Average	0.75	0.25	9.25	7.50	0.00	0.00
1000 - 1015	0	0	7	10	0	0
1015 - 1030	1	1	9	18	0	0
1030 - 1045	0	1	4	3	0	0
1045 - 1100	1	0	8	9	0	1
Hourly Total	2	2	28	40	0	1
Hourly Average	0.50	0.50	7.00	10.00	0.00	0.25
1100 - 1115	1	1	8	8	0	0
1115 - 1130	1	0	11	15	0	0
1130 - 1145	0	0	11	9	0	0
1145 - 1200	0	0	7	9	0	0
Hourly Total	2	1	37	41	0	0
Hourly Average	0.50	0.25	9.25	10.25	0.00	0.00
1200 - 1215	0	1	10	6	0	0
1215 - 1230	0	2	8	9	0	1
1230 - 1245	1	0	10	16	0	0
1245 - 1300	1	0	7	7	0	0
Hourly Total	2	3	35	38	0	1
Hourly Average	0.50	0.75	8.75	9.50	0.00	0.25
1300 - 1315	1	1	12	9	0	0
1315 - 1330	0	1	9	12	0	0
1330 - 1345	0	0	10	9	0	0
1345 - 1400	0	0	11	6	0	0
Hourly Total	1	2	42	36	0	0
Hourly Average	0.25	0.50	10.50	9.00	0.00	0.00
1400 - 1415	0	1	6	5	0	0
1415 - 1430	0	0	6	9	0	0
1430 - 1445	0	1	11	12	0	0
1445 - 1500	0	0	8	6	0	0
Hourly Total	0	2	31	32	0	0
Hourly Average	0.00	0.50	7.75	8.00	0.00	0.00
1500 - 1515	0	0	6	9	0	0
1515 - 1530	1	0	4	22	1	1
1530 - 1545	0	0	15	6	0	0
1545 - 1600	2	0	11	11	0	0
Hourly Total	3	0	36	48	1	1
Hourly Average	0.75	0.00	9.00	12.00	0.25	0.25
1600 - 1615	0	1	5	16	0	1
1615 - 1630	1	1	8	14	0	0
1630 - 1645	0	0	5	10	0	0
1645 - 1700	0	0	8	15	0	0
Hourly Total	1	2	26	55	0	1
Hourly Average	0.25	0.50	6.50	13.75	0.00	0.25
1700 - 1715	0	0	5	9	0	0
1715 - 1730	0	0	4	13	0	0
1730 - 1745	0	0	8	9	0	0
1745 - 1800	0	0	4	7	0	0
Hourly Total	0	0	21	38	0	0
Hourly Average	0.00	0.00	5.25	9.50	0.00	0.00
1800 - 1815	0	2	8	7	0	0
1815 - 1830	0	0	4	4	0	0
1830 - 1845	0	1	3	3	0	0
1845 - 1900	2	0	3	1	0	0
Hourly Total	2	3	18	15	0	0
Hourly Average	0.50	0.75	4.50	3.75	0.00	0.00

Session Total	18	18	456	420	1	4
Session Average	0.38	0.38	9.50	8.75	0.02	0.08

Epsom
Pedestrian Survey

Site 3 of 3
A24 Ashley Avenue
A24 South Street (South)
A24 South Street (North)

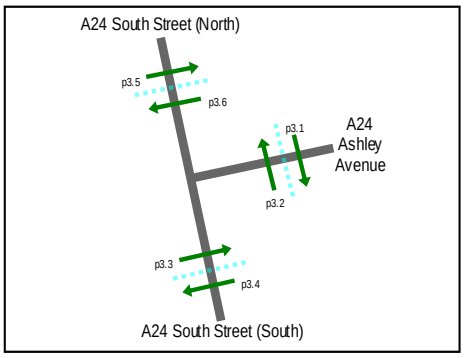

Lat/Long
lat 51.331135° lon -0.270433°

Date
Tuesday 12 November 2019

Weather
Cloudy
Temp: 6°C

0700 - 1900 (Tuesday 12H Session)

TIME	p3.1	p3.2	p3.3	p3.4	p3.5	p3.6
0700 - 0715	8	10	0	1	0	0
0715 - 0730	6	11	0	0	0	0
0730 - 0745	8	9	1	0	0	0
0745 - 0800	16	15	1	2	0	0
Hourly Total	38	45	2	3	0	0
Hourly Average	9.50	11.25	0.50	0.75	0.00	0.00
0800 - 0815	15	24	3	4	0	1
0815 - 0830	14	9	4	2	0	0
0830 - 0845	32	10	5	13	1	0
0845 - 0900	15	16	8	3	0	0
Hourly Total	76	59	20	22	1	1
Hourly Average	19.00	14.75	5.00	5.50	0.25	0.25
0900 - 0915	7	12	3	1	0	0
0915 - 0930	4	4	4	3	0	0
0930 - 0945	4	8	5	1	0	0
0945 - 1000	5	5	4	2	0	0
Hourly Total	20	29	16	7	0	0
Hourly Average	5.00	7.25	4.00	1.75	0.00	0.00
1000 - 1015	7	6	0	0	0	0
1015 - 1030	5	8	3	0	0	0
1030 - 1045	3	8	2	0	0	0
1045 - 1100	3	9	1	1	0	0
Hourly Total	18	31	6	1	0	0
Hourly Average	4.50	7.75	1.50	0.25	0.00	0.00
1100 - 1115	4	15	2	0	0	0
1115 - 1130	7	8	3	1	0	0
1130 - 1145	10	12	2	0	0	0
1145 - 1200	8	12	1	0	0	0
Hourly Total	29	47	8	1	0	0
Hourly Average	7.25	11.75	2.00	0.25	0.00	0.00
1200 - 1215	3	16	1	1	0	0
1215 - 1230	4	11	1	1	0	0
1230 - 1245	4	9	2	0	0	0
1245 - 1300	3	2	0	0	0	0
Hourly Total	14	38	4	2	0	0
Hourly Average	3.50	9.50	1.00	0.50	0.00	0.00
1300 - 1315	6	6	1	5	0	0
1315 - 1330	2	19	2	1	0	0
1330 - 1345	8	11	1	3	0	0
1345 - 1400	8	8	2	0	0	0
Hourly Total	24	44	6	9	0	0
Hourly Average	6.00	11.00	1.50	2.25	0.00	0.00
1400 - 1415	9	6	0	2	0	0
1415 - 1430	9	5	0	1	0	0
1430 - 1445	6	2	0	3	0	0
1445 - 1500	7	9	2	6	0	0
Hourly Total	31	22	2	12	0	0
Hourly Average	7.75	5.50	0.50	3.00	0.00	0.00
1500 - 1515	5	17	12	0	1	0
1515 - 1530	4	15	3	0	0	0
1530 - 1545	2	12	4	0	0	0
1545 - 1600	5	9	0	3	0	0
Hourly Total	16	53	19	3	1	0
Hourly Average	4.00	13.25	4.75	0.75	0.25	0.00
1600 - 1615	8	25	5	0	0	0
1615 - 1630	6	15	0	1	0	0
1630 - 1645	6	17	1	1	0	0
1645 - 1700	7	29	1	2	1	0
Hourly Total	27	86	7	4	1	0
Hourly Average	6.75	21.50	1.75	1.00	0.25	0.00
1700 - 1715	4	21	1	2	0	1
1715 - 1730	12	13	1	1	0	0
1730 - 1745	7	9	0	0	0	0
1745 - 1800	5	7	0	0	0	0
Hourly Total	28	50	2	3	0	1
Hourly Average	7.00	12.50	0.50	0.75	0.00	0.25
1800 - 1815	11	8	1	0	0	0
1815 - 1830	7	14	0	0	0	1
1830 - 1845	2	4	0	0	0	0
1845 - 1900	6	7	0	0	0	0
Hourly Total	26	33	1	0	0	1
Hourly Average	6.50	8.25	0.25	0.00	0.00	0.25

Session Total	347	537	93	67	3	3
Session Average	7.23	11.19	1.94	1.40	0.06	0.06

Date
Wednesday 13 November 2019

Weather
Cloudy
Temp: 8°C

0700 - 1900 (Wednesday 12H Session)

TIME	p3.1	p3.2	p3.3	p3.4	p3.5	p3.6
0700 - 0715	6	6	0	0	0	0
0715 - 0730	5	14	0	4	0	0
0730 - 0745	11	19	3	4	1	0
0745 - 0800	10	11	4	1	0	1
Hourly Total	32	50	7	9	1	1
Hourly Average	8.00	12.50	1.75	2.25	0.25	0.25
0800 - 0815	21	10	4	5	0	0
0815 - 0830	6	7	1	0	0	0
0830 - 0845	16	12	3	2	0	1
0845 - 0900	15	9	4	0	1	0
Hourly Total	58	38	12	7	1	1
Hourly Average	14.50	9.50	3.00	1.75	0.25	0.25
0900 - 0915	5	14	2	2	0	0
0915 - 0930	10	13	0	1	0	0
0930 - 0945	8	11	0	2	0	0
0945 - 1000	8	7	1	2	0	1
Hourly Total	31	45	3	7	0	1
Hourly Average	7.75	11.25	0.75	1.75	0.00	0.25
1000 - 1015	11	11	0	0	0	0
1015 - 1030	6	12	0	1	0	0
1030 - 1045	10	8	1	5	0	0
1045 - 1100	4	7	0	1	0	0
Hourly Total	31	38	1	7	0	0
Hourly Average	7.75	9.50	0.25	1.75	0.00	0.00
1100 - 1115	5	13	1	2	0	0
1115 - 1130	5	17	2	1	0	0
1130 - 1145	9	13	1	0	0	0
1145 - 1200	3	6	0	0	0	0
Hourly Total	22	49	4	3	0	0
Hourly Average	5.50	12.25	1.00	0.75	0.00	0.00
1200 - 1215	7	10	1	0	1	0
1215 - 1230	3	10	0	0	0	0
1230 - 1245	9	15	4	1	0	0
1245 - 1300	12	16	2	1	0	0
Hourly Total	31	51	7	2	1	0
Hourly Average	7.75	12.75	1.75	0.50	0.25	0.00
1300 - 1315	13	5	3	0	0	1
1315 - 1330	8	15	0	3	0	0
1330 - 1345	10	11	2	1	0	2
1345 - 1400	5	10	6	2	0	1
Hourly Total	36	41	11	6	0	4
Hourly Average	9.00	10.25	2.75	1.50	0.00	1.00
1400 - 1415	8	9	8	1	0	0
1415 - 1430	9	10	3	0	1	0
1430 - 1445	5	9	0	1	0	0
1445 - 1500	11	16	0	2	0	0
Hourly Total	33	44	11	4	1	0
Hourly Average	8.25	11.00	2.75	1.00	0.25	0.00
1500 - 1515	3	6	4	0	0	0
1515 - 1530	2	15	0	0	0	0
1530 - 1545	14	6	0	0	0	0
1545 - 1600	8	21	3	2	0	1
Hourly Total	27	48	7	2	0	1
Hourly Average	6.75	12.00	1.75	0.50	0.00	0.25
1600 - 1615	7	6	2	0	0	0
1615 - 1630	13	15	0	1	0	0
1630 - 1645	6	17	0	1	0	0
1645 - 1700	7	11	0	0	0	0
Hourly Total	33	49	2	2	0	0
Hourly Average	8.25	12.25	0.50	0.50	0.00	0.00
1700 - 1715	4	3	1	2	0	0
1715 - 1730	2	2	0	0	0	0
1730 - 1745	6	7	1	0	0	0
1745 - 1800	6	10	1	0	0	0
Hourly Total	18	22	3	2	0	0
Hourly Average	4.50	5.50	0.75	0.50	0.00	0.00
1800 - 1815	4	3	2	0	0	0
1815 - 1830	2	4	0	0	0	0
1830 - 1845	6	2	0	0	0	0
1845 - 1900	5	4	0	0	0	0
Hourly Total	17	13	2	0	0	0
Hourly Average	4.25	3.25	0.50	0.00	0.00	0.00

Session Total	369	488	70	51	4	8
Session Average	7.69	10.17	1.46	1.06	0.08	0.17

APPENDIX F: TRICS Output

Calculation Reference: AUDIT-807401-191106-1122

TRIP RATE CALCULATION SELECTION PARAMETERS:

Land Use : 03 - RESIDENTIAL
Category : N - RETIREMENT FLATS
VEHICLES

Selected regions and areas:

02	SOUTH EAST		
	KC	KENT	1 days
04	EAST ANGLIA		
	CA	CAMBRIDGESHIRE	1 days
07	YORKSHIRE & NORTH LINCOLNSHIRE		
	SY	SOUTH YORKSHIRE	1 days
	WY	WEST YORKSHIRE	1 days
10	WALES		
	VG	VALE OF GLAMORGAN	1 days

This section displays the number of survey days per TRICS® sub-region in the selected set

Secondary Filtering selection:

This data displays the chosen trip rate parameter and its selected range. Only sites that fall within the parameter range are included in the trip rate calculation.

Parameter: Number of dwellings
Actual Range: 28 to 88 (units:)
Range Selected by User: 28 to 88 (units:)

Parking Spaces Range: All Surveys Included

Percentage of dwellings privately owned: All Surveys Included

Public Transport Provision:
Selection by: Include all surveys

Date Range: 01/01/11 to 23/10/18

This data displays the range of survey dates selected. Only surveys that were conducted within this date range are included in the trip rate calculation.

Selected survey days:

Monday	2 days
Tuesday	2 days
Wednesday	1 days

This data displays the number of selected surveys by day of the week.

Selected survey types:

Manual count	5 days
Directional ATC Count	0 days

This data displays the number of manual classified surveys and the number of unclassified ATC surveys, the total adding up to the overall number of surveys in the selected set. Manual surveys are undertaken using staff, whilst ATC surveys are undertaking using machines.

Selected Locations:

Suburban Area (PPS6 Out of Centre)	5

This data displays the number of surveys per main location category within the selected set. The main location categories consist of Free Standing, Edge of Town, Suburban Area, Neighbourhood Centre, Edge of Town Centre, Town Centre and Not Known.

Selected Location Sub Categories:

Residential Zone	5

This data displays the number of surveys per location sub-category within the selected set. The location sub-categories consist of Commercial Zone, Industrial Zone, Development Zone, Residential Zone, Retail Zone, Built-Up Zone, Village, Out of Town, High Street and No Sub Category.

Secondary Filtering selection:

Use Class:

C3	5 days

This data displays the number of surveys per Use Class classification within the selected set. The Use Classes Order 2005 has been used for this purpose, which can be found within the Library module of TRICS®.

Population within 1 mile:

10,001 to 15,000	1 days
15,001 to 20,000	2 days
20,001 to 25,000	1 days
25,001 to 50,000	1 days

This data displays the number of selected surveys within stated 1-mile radii of population.

Population within 5 miles:

50,001 to 75,000	1 days
125,001 to 250,000	4 days

This data displays the number of selected surveys within stated 5-mile radii of population.

Car ownership within 5 miles:

1.1 to 1.5	4 days
1.6 to 2.0	1 days

This data displays the number of selected surveys within stated ranges of average cars owned per residential dwelling, within a radius of 5-miles of selected survey sites.

Travel Plan:

No	5 days

This data displays the number of surveys within the selected set that were undertaken at sites with Travel Plans in place, and the number of surveys that were undertaken at sites without Travel Plans.

PTAL Rating:

No PTAL Present	5 days

This data displays the number of selected surveys with PTAL Ratings.

LIST OF SITES relevant to selection parameters

1 CA-03-N-02 RETIREMENT FLATS CAMBRIDGESHIRE
DOGSTHORPE ROAD
PETERBOROUGH

Suburban Area (PPS6 Out of Centre)
Residential Zone
Total Number of dwellings: 32
Survey date: MONDAY *17/10/16* *Survey Type: MANUAL*

2 KC-03-N-08 RETIREMENT FLATS KENT
CANTERBURY ROAD
HERNE BAY
EDDINGTON
Suburban Area (PPS6 Out of Centre)
Residential Zone
Total Number of dwellings: 88
Survey date: TUESDAY *26/09/17* *Survey Type: MANUAL*

3 SY-03-N-01 RETIREMENT FLATS SOUTH YORKSHIRE
MOSS CLOSE
NEAR ROTHERHAM
WICKERSLEY
Suburban Area (PPS6 Out of Centre)
Residential Zone
Total Number of dwellings: 28
Survey date: WEDNESDAY *19/12/12* *Survey Type: MANUAL*

4 VG-03-N-01 RETIREMENT FLATS VALE OF GLAMORGAN
BRADFORD PLACE
PENARTH

Suburban Area (PPS6 Out of Centre)
Residential Zone
Total Number of dwellings: 46
Survey date: MONDAY *16/07/12* *Survey Type: MANUAL*

5 WY-03-N-01 RETIREMENT BUNGALOWS WEST YORKSHIRE
GROVE AVENUE
HALIFAX
WHEATLEY
Suburban Area (PPS6 Out of Centre)
Residential Zone
Total Number of dwellings: 34
Survey date: TUESDAY *23/10/18* *Survey Type: MANUAL*

This section provides a list of all survey sites and days in the selected set. For each individual survey site, it displays a unique site reference code and site address, the selected trip rate calculation parameter and its value, the day of the week and date of each survey, and whether the survey was a manual classified count or an ATC count.

TRIP RATE for Land Use 03 - RESIDENTIAL/N - RETIREMENT FLATS
VEHICLES
Calculation factor: 1 DWELLS
BOLD print indicates peak (busiest) period

	ARRIVALS			DEPARTURES			TOTALS		
Time Range	No. Days	Ave. DWELLS	Trip Rate	No. Days	Ave. DWELLS	Trip Rate	No. Days	Ave. DWELLS	Trip Rate
00:00 - 01:00									
01:00 - 02:00									
02:00 - 03:00									
03:00 - 04:00									
04:00 - 05:00									
05:00 - 06:00									
06:00 - 07:00									
07:00 - 08:00	5	46	0.031	5	46	0.026	5	46	0.057
08:00 - 09:00	5	46	0.083	5	46	0.083	5	46	0.166
09:00 - 10:00	5	46	0.061	5	46	0.096	5	46	0.157
10:00 - 11:00	5	46	0.092	5	46	0.101	5	46	0.193
11:00 - 12:00	5	46	0.123	5	46	0.096	5	46	0.219
12:00 - 13:00	5	46	0.096	5	46	0.101	5	46	0.197
13:00 - 14:00	5	46	0.079	5	46	0.096	5	46	0.175
14:00 - 15:00	5	46	0.105	5	46	0.105	5	46	0.210
15:00 - 16:00	5	46	0.088	5	46	0.088	5	46	0.176
16:00 - 17:00	5	46	0.075	5	46	0.061	5	46	0.136
17:00 - 18:00	5	46	0.053	5	46	0.048	5	46	0.101
18:00 - 19:00	5	46	0.057	5	46	0.035	5	46	0.092
19:00 - 20:00									
20:00 - 21:00									
21:00 - 22:00									
22:00 - 23:00									
23:00 - 24:00									
Total Rates:			0.943			0.936			1.879

This section displays the trip rate results based on the selected set of surveys and the selected count type (shown just above the table). It is split by three main columns, representing arrivals trips, departures trips, and total trips (arrivals plus departures). Within each of these main columns are three sub-columns. These display the number of survey days where count data is included (per time period), the average value of the selected trip rate calculation parameter (per time period), and the trip rate result (per time period). Total trip rates (the sum of the column) are also displayed at the foot of the table.

*To obtain a trip rate, the average (mean) trip rate parameter value (TRP) is first calculated for all selected survey days that have count data available for the stated time period. The average (mean) number of arrivals, departures or totals (whichever applies) is also calculated (COUNT) for all selected survey days that have count data available for the stated time period. Then, the average count is divided by the average trip rate parameter value, and multiplied by the stated calculation factor (shown just above the table and abbreviated here as FACT). So, the method is: COUNT/TRP*FACT. Trip rates are then rounded to 3 decimal places.*

The survey data, graphs and all associated supporting information, contained within the TRICS Database are published by TRICS Consortium Limited ("the Company") and the Company claims copyright and database rights in this published work. The Company authorises those who possess a current TRICS licence to access the TRICS Database and copy the data contained within the TRICS Database for the licence holders' use only. Any resulting copy must retain all copyrights and other proprietary notices, and any disclaimer contained thereon.

The Company accepts no responsibility for loss which may arise from reliance on data contained in the TRICS Database. [No warranty of any kind, express or implied, is made as to the data contained in the TRICS Database.]

Parameter summary

Trip rate parameter range selected:	28 - 88 (units:)
Survey date date range:	01/01/11 - 23/10/18
Number of weekdays (Monday-Friday):	5
Number of Saturdays:	0
Number of Sundays:	0
Surveys automatically removed from selection:	0
Surveys manually removed from selection:	0

This section displays a quick summary of some of the data filtering selections made by the TRICS® user. The trip rate calculation parameter range of all selected surveys is displayed first, followed by the range of minimum and maximum survey dates selected by the user. Then, the total number of selected weekdays and weekend days in the selected set of surveys are show. Finally, the number of survey days that have been manually removed from the selected set outside of the standard filtering procedure are displayed.

TRIP RATE GRAPH - ARRIVALS 03 - RESIDENTIAL N - RETIREMENT FLATS VEHICLES

TIME	RATE	%
00:00-01:00		
01:00-02:00		
02:00-03:00		
03:00-04:00		
04:00-05:00		
05:00-06:00		
06:00-07:00		
07:00-08:00	0.031	3.3
08:00-09:00	0.083	8.8
09:00-10:00	0.061	6.5
10:00-11:00	0.092	9.8
11:00-12:00	0.123	13.0
12:00-13:00	0.096	10.2
13:00-14:00	0.079	8.4
14:00-15:00	0.105	11.1
15:00-16:00	0.088	9.3
16:00-17:00	0.075	8.0
17:00-18:00	0.053	5.6
18:00-19:00	0.057	6.0
19:00-20:00		
20:00-21:00		
21:00-22:00		
22:00-23:00		
23:00-24:00		

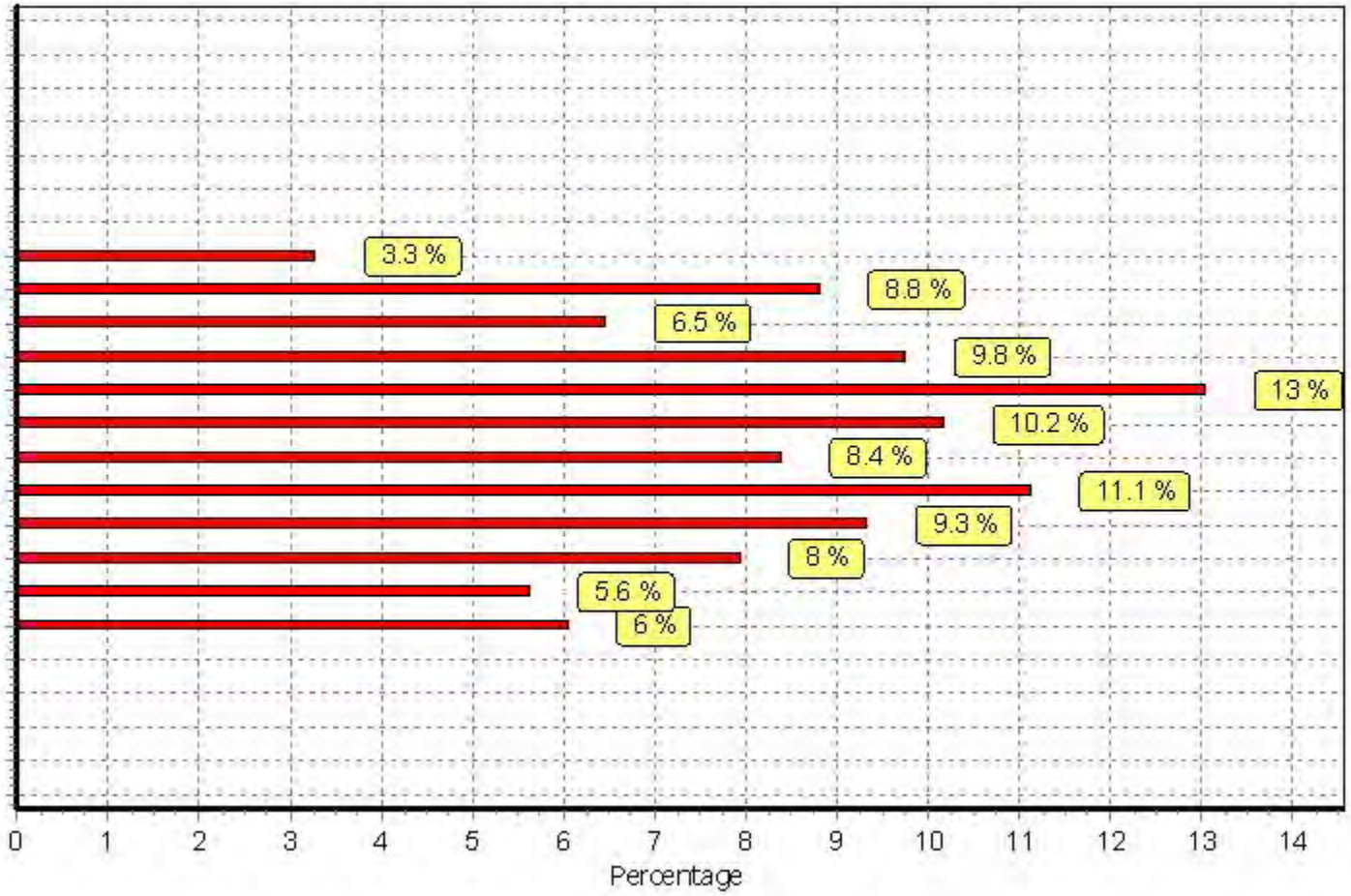

This graph is a visual representation of the trip rate calculation results screen. The same time periods and trip rates are displayed, but in addition there is an additional column showing the percentage of the total trip rate by individual time period, allowing peak periods to be easily identified through observation. Note that the type of count and the selected direction is shown at the top of the graph.

TRIP RATE GRAPH - DEPARTURES 03 - RESIDENTIAL N - RETIREMENT FLATS VEHICLES

TIME	RATE	%
00:00-01:00		
01:00-02:00		
02:00-03:00		
03:00-04:00		
04:00-05:00		
05:00-06:00		
06:00-07:00		
07:00-08:00	0.026	2.8
08:00-09:00	0.083	8.9
09:00-10:00	0.096	10.3
10:00-11:00	0.101	10.8
11:00-12:00	0.096	10.3
12:00-13:00	0.101	10.8
13:00-14:00	0.096	10.3
14:00-15:00	0.105	11.2
15:00-16:00	0.088	9.4
16:00-17:00	0.061	6.5
17:00-18:00	0.048	5.1
18:00-19:00	0.035	3.7
19:00-20:00		
20:00-21:00		
21:00-22:00		
22:00-23:00		
23:00-24:00		

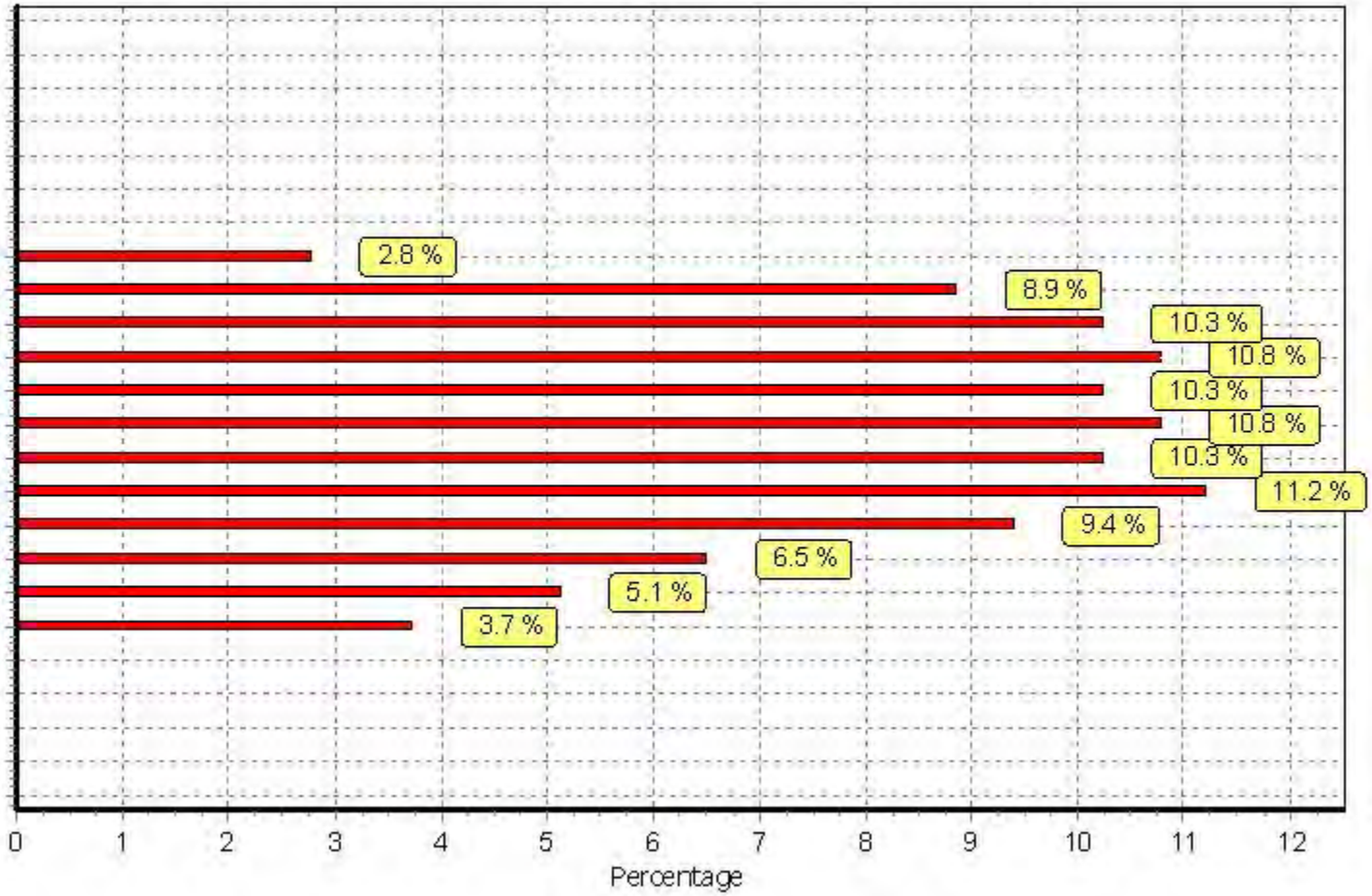

This graph is a visual representation of the trip rate calculation results screen. The same time periods and trip rates are displayed, but in addition there is an additional column showing the percentage of the total trip rate by individual time period, allowing peak periods to be easily identified through observation. Note that the type of count and the selected direction is shown at the top of the graph.

TRIP RATE GRAPH - TOTALS 03 - RESIDENTIAL N - RETIREMENT FLATS VEHICLES

TIME	RATE	%
00:00-01:00		
01:00-02:00		
02:00-03:00		
03:00-04:00		
04:00-05:00		
05:00-06:00		
06:00-07:00		
07:00-08:00	0.057	3.0
08:00-09:00	0.166	8.8
09:00-10:00	0.157	8.4
10:00-11:00	0.193	10.3
11:00-12:00	0.219	11.7
12:00-13:00	0.197	10.5
13:00-14:00	0.175	9.3
14:00-15:00	0.210	11.2
15:00-16:00	0.176	9.4
16:00-17:00	0.136	7.2
17:00-18:00	0.101	5.4
18:00-19:00	0.092	4.9
19:00-20:00		
20:00-21:00		
21:00-22:00		
22:00-23:00		
23:00-24:00		

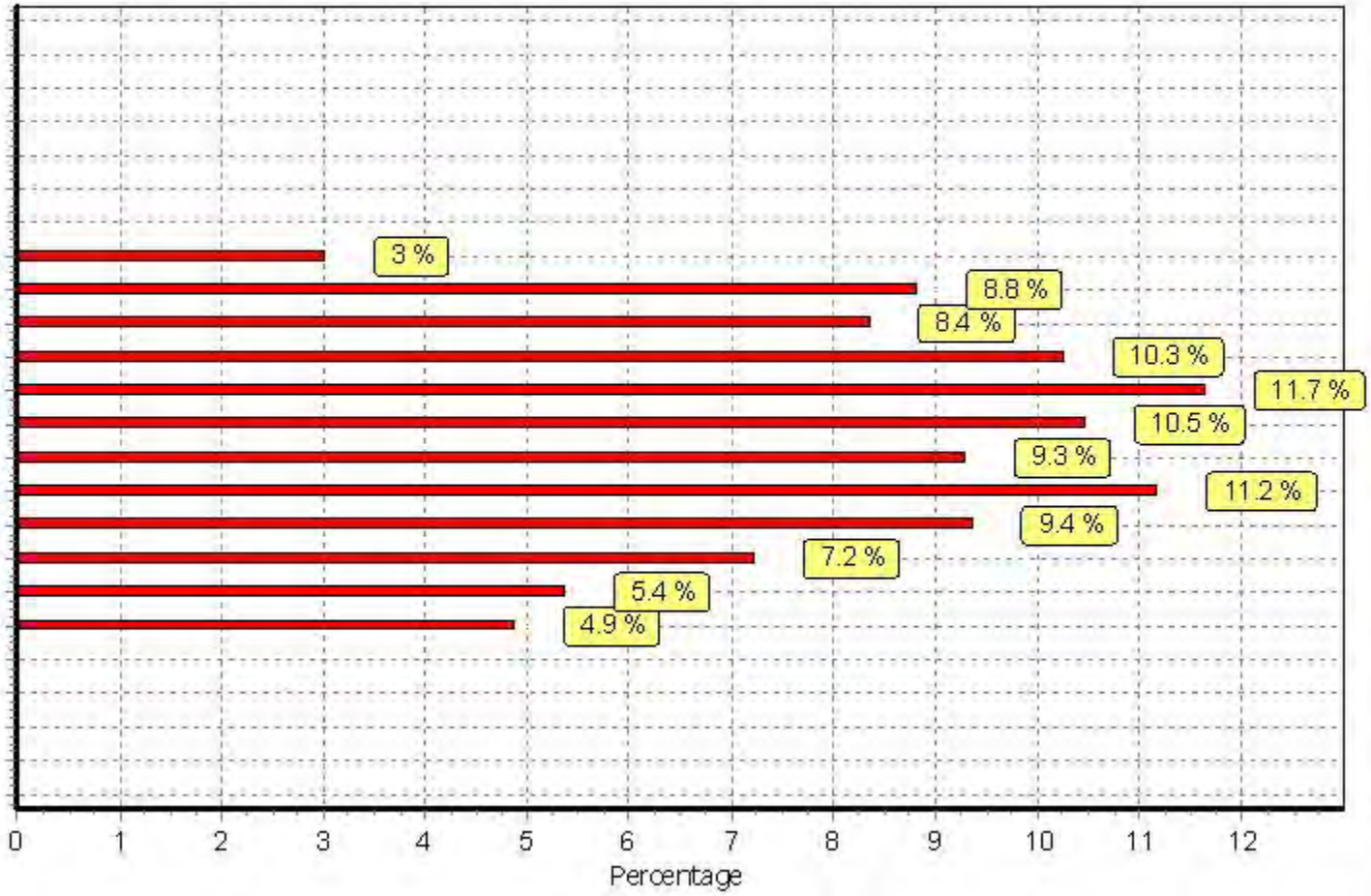

This graph is a visual representation of the trip rate calculation results screen. The same time periods and trip rates are displayed, but in addition there is an additional column showing the percentage of the total trip rate by individual time period, allowing peak periods to be easily identified through observation. Note that the type of count and the selected direction is shown at the top of the graph.

TRIP RATE for Land Use 03 - RESIDENTIAL/N - RETIREMENT FLATS

TAXIS

Calculation factor: 1 DWELLS

BOLD print indicates peak (busiest) period

	ARRIVALS			DEPARTURES			TOTALS		
Time Range	No. Days	Ave. DWELLS	Trip Rate	No. Days	Ave. DWELLS	Trip Rate	No. Days	Ave. DWELLS	Trip Rate
00:00 - 01:00									
01:00 - 02:00									
02:00 - 03:00									
03:00 - 04:00									
04:00 - 05:00									
05:00 - 06:00									
06:00 - 07:00									
07:00 - 08:00	5	46	0.000	5	46	0.000	5	46	0.000
08:00 - 09:00	5	46	0.004	5	46	0.004	5	46	0.008
09:00 - 10:00	5	46	0.004	5	46	0.004	5	46	0.008
10:00 - 11:00	5	46	0.000	5	46	0.000	5	46	0.000
11:00 - 12:00	5	46	0.013	5	46	0.013	5	46	0.026
12:00 - 13:00	5	46	0.000	5	46	0.000	5	46	0.000
13:00 - 14:00	5	46	0.000	5	46	0.000	5	46	0.000
14:00 - 15:00	5	46	0.000	5	46	0.000	5	46	0.000
15:00 - 16:00	5	46	0.004	5	46	0.004	5	46	0.008
16:00 - 17:00	5	46	0.004	5	46	0.004	5	46	0.008
17:00 - 18:00	5	46	0.000	5	46	0.000	5	46	0.000
18:00 - 19:00	5	46	0.000	5	46	0.000	5	46	0.000
19:00 - 20:00									
20:00 - 21:00									
21:00 - 22:00									
22:00 - 23:00									
23:00 - 24:00									
Total Rates:			0.029			0.029			0.058

This section displays the trip rate results based on the selected set of surveys and the selected count type (shown just above the table). It is split by three main columns, representing arrivals trips, departures trips, and total trips (arrivals plus departures). Within each of these main columns are three sub-columns. These display the number of survey days where count data is included (per time period), the average value of the selected trip rate calculation parameter (per time period), and the trip rate result (per time period). Total trip rates (the sum of the column) are also displayed at the foot of the table.

*To obtain a trip rate, the average (mean) trip rate parameter value (TRP) is first calculated for all selected survey days that have count data available for the stated time period. The average (mean) number of arrivals, departures or totals (whichever applies) is also calculated (COUNT) for all selected survey days that have count data available for the stated time period. Then, the average count is divided by the average trip rate parameter value, and multiplied by the stated calculation factor (shown just above the table and abbreviated here as FACT). So, the method is: COUNT/TRP*FACT. Trip rates are then rounded to 3 decimal places.*

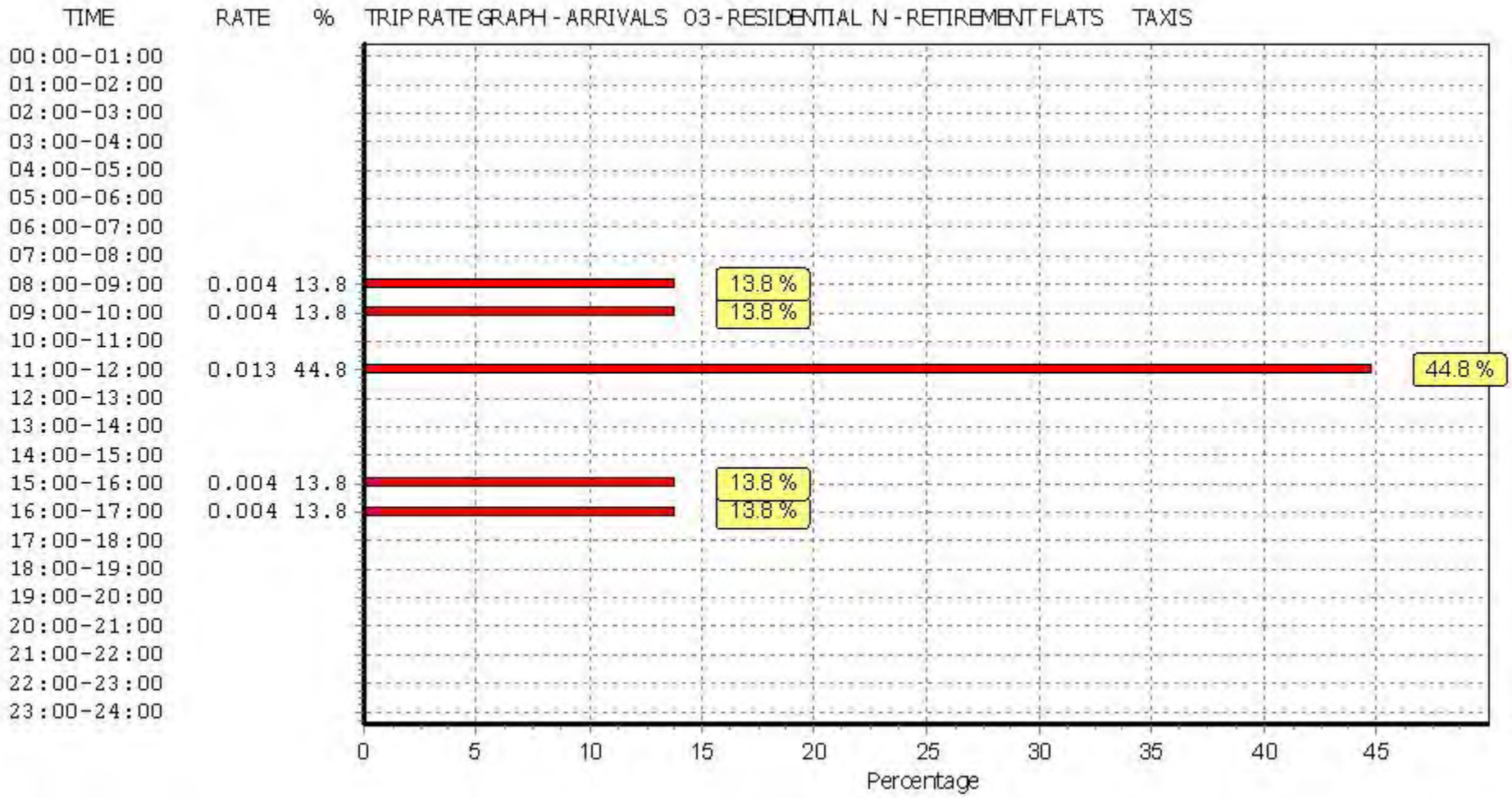

This graph is a visual representation of the trip rate calculation results screen. The same time periods and trip rates are displayed, but in addition there is an additional column showing the percentage of the total trip rate by individual time period, allowing peak periods to be easily identified through observation. Note that the type of count and the selected direction is shown at the top of the graph.

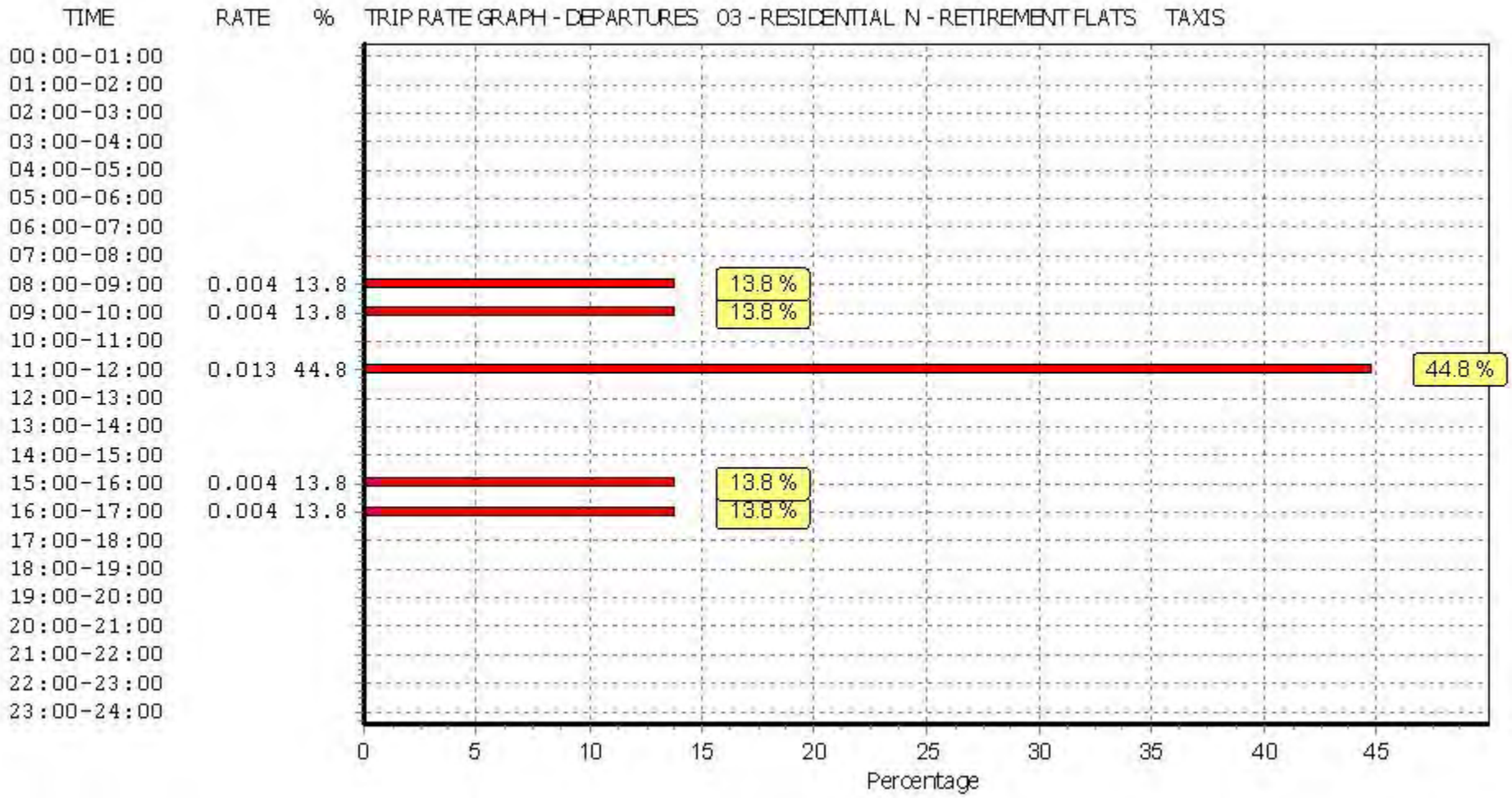

This graph is a visual representation of the trip rate calculation results screen. The same time periods and trip rates are displayed, but in addition there is an additional column showing the percentage of the total trip rate by individual time period, allowing peak periods to be easily identified through observation. Note that the type of count and the selected direction is shown at the top of the graph.

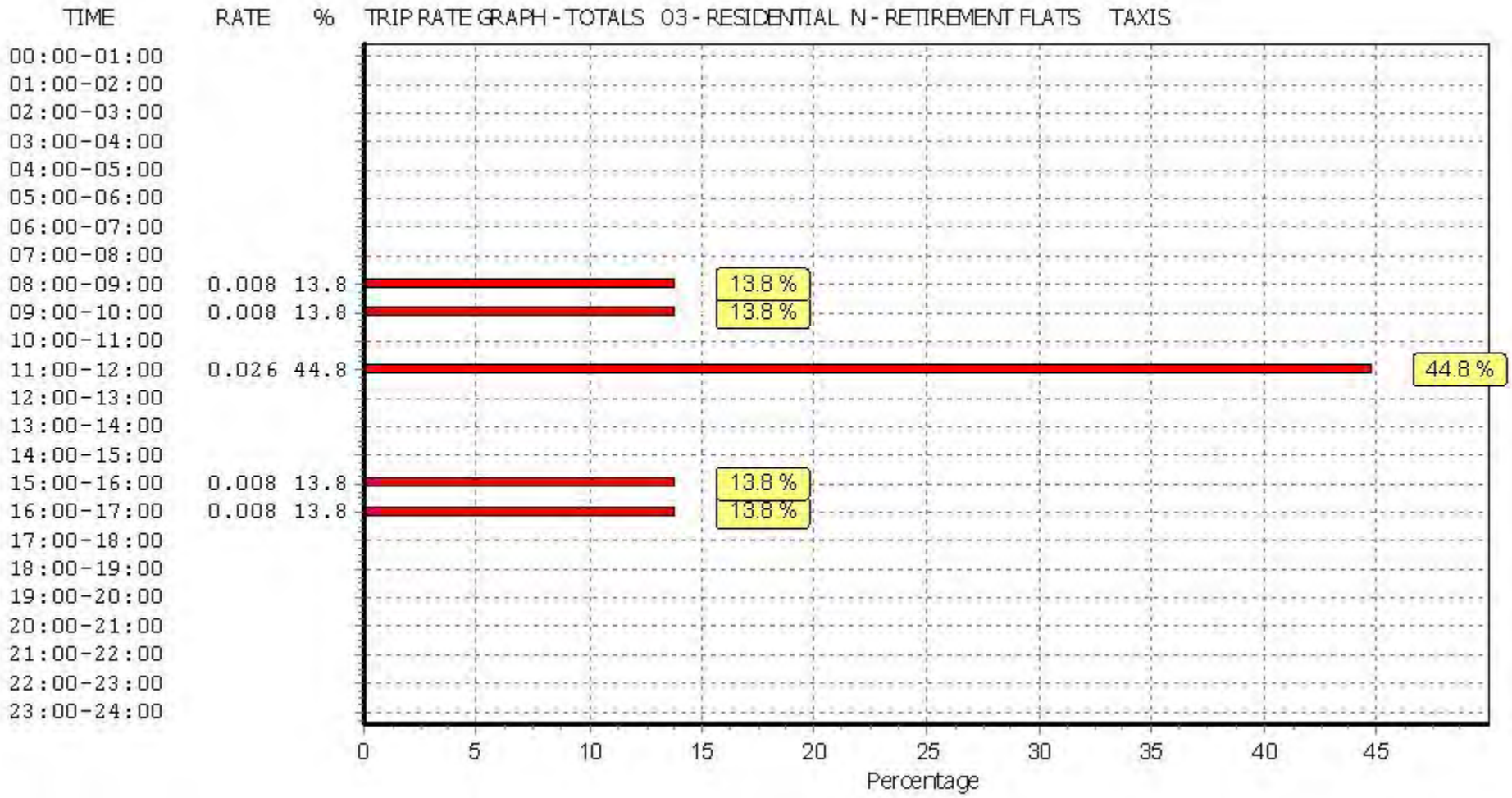

This graph is a visual representation of the trip rate calculation results screen. The same time periods and trip rates are displayed, but in addition there is an additional column showing the percentage of the total trip rate by individual time period, allowing peak periods to be easily identified through observation. Note that the type of count and the selected direction is shown at the top of the graph.

TRIP RATE for Land Use 03 - RESIDENTIAL/N - RETIREMENT FLATS
OGVS
Calculation factor: 1 DWELLS
BOLD print indicates peak (busiest) period

	ARRIVALS			DEPARTURES			TOTALS		
Time Range	No. Days	Ave. DWELLS	Trip Rate	No. Days	Ave. DWELLS	Trip Rate	No. Days	Ave. DWELLS	Trip Rate
00:00 - 01:00									
01:00 - 02:00									
02:00 - 03:00									
03:00 - 04:00									
04:00 - 05:00									
05:00 - 06:00									
06:00 - 07:00									
07:00 - 08:00	5	46	0.000	5	46	0.000	5	46	0.000
08:00 - 09:00	5	46	0.000	5	46	0.000	5	46	0.000
09:00 - 10:00	5	46	0.000	5	46	0.000	5	46	0.000
10:00 - 11:00	5	46	0.013	5	46	0.009	5	46	0.022
11:00 - 12:00	5	46	0.000	5	46	0.000	5	46	0.000
12:00 - 13:00	5	46	0.004	5	46	0.004	5	46	0.008
13:00 - 14:00	5	46	0.000	5	46	0.000	5	46	0.000
14:00 - 15:00	5	46	0.000	5	46	0.000	5	46	0.000
15:00 - 16:00	5	46	0.000	5	46	0.000	5	46	0.000
16:00 - 17:00	5	46	0.000	5	46	0.000	5	46	0.000
17:00 - 18:00	5	46	0.000	5	46	0.004	5	46	0.004
18:00 - 19:00	5	46	0.000	5	46	0.000	5	46	0.000
19:00 - 20:00									
20:00 - 21:00									
21:00 - 22:00									
22:00 - 23:00									
23:00 - 24:00									
Total Rates:			0.017			0.017			0.034

This section displays the trip rate results based on the selected set of surveys and the selected count type (shown just above the table). It is split by three main columns, representing arrivals trips, departures trips, and total trips (arrivals plus departures). Within each of these main columns are three sub-columns. These display the number of survey days where count data is included (per time period), the average value of the selected trip rate calculation parameter (per time period), and the trip rate result (per time period). Total trip rates (the sum of the column) are also displayed at the foot of the table.

*To obtain a trip rate, the average (mean) trip rate parameter value (TRP) is first calculated for all selected survey days that have count data available for the stated time period. The average (mean) number of arrivals, departures or totals (whichever applies) is also calculated (COUNT) for all selected survey days that have count data available for the stated time period. Then, the average count is divided by the average trip rate parameter value, and multiplied by the stated calculation factor (shown just above the table and abbreviated here as FACT). So, the method is: COUNT/TRP*FACT. Trip rates are then rounded to 3 decimal places.*

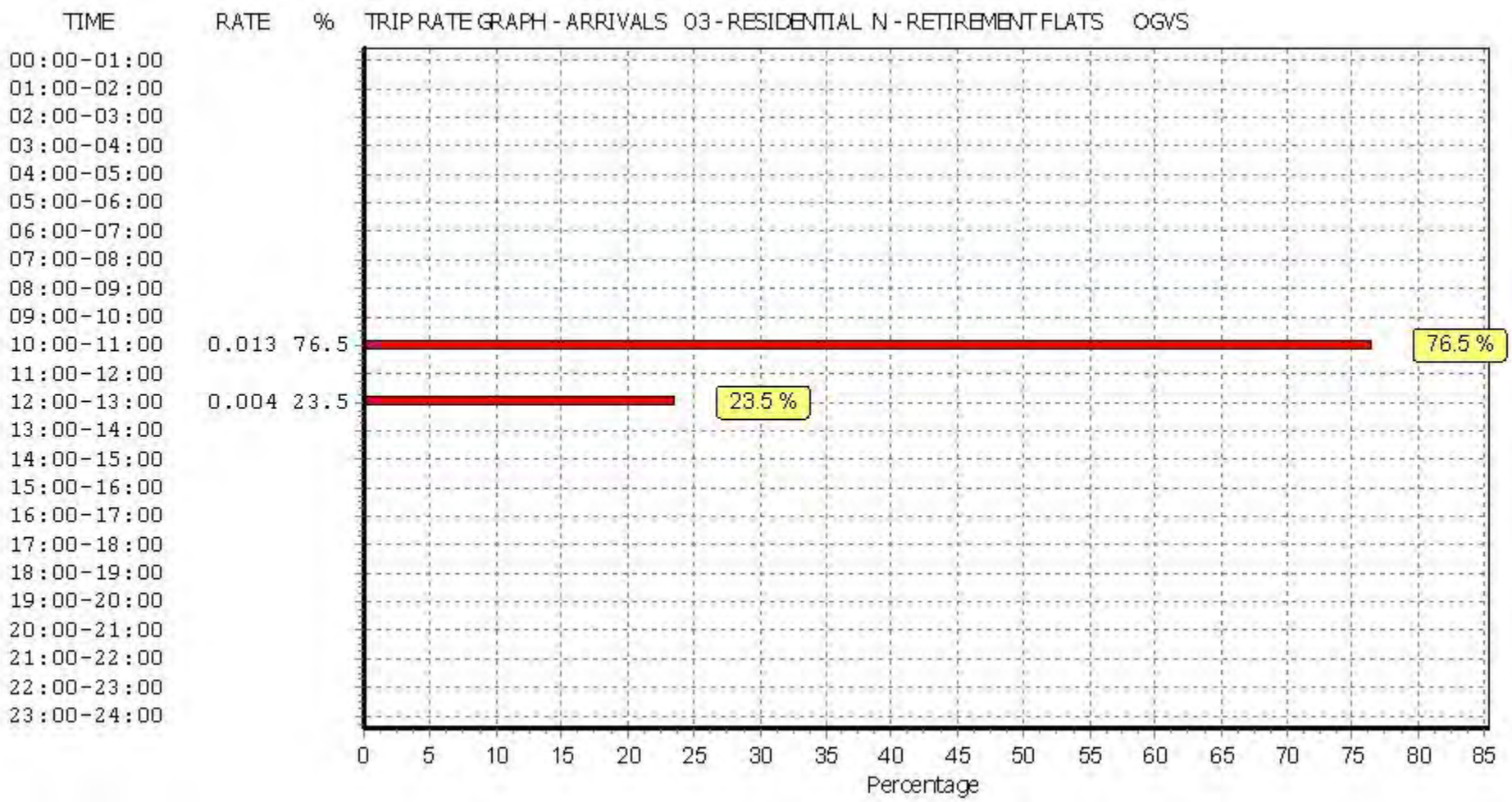

This graph is a visual representation of the trip rate calculation results screen. The same time periods and trip rates are displayed, but in addition there is an additional column showing the percentage of the total trip rate by individual time period, allowing peak periods to be easily identified through observation. Note that the type of count and the selected direction is shown at the top of the graph.

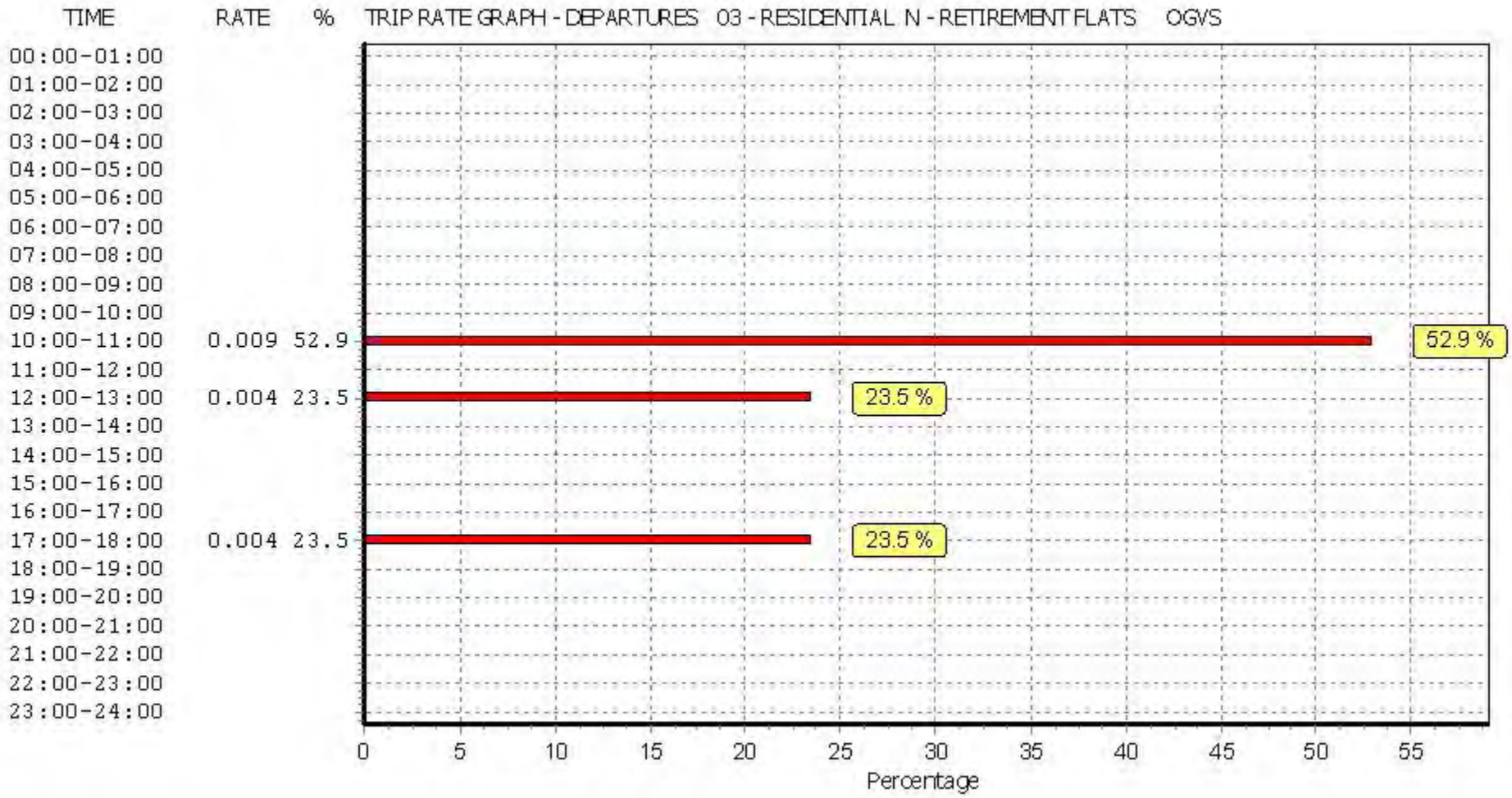

This graph is a visual representation of the trip rate calculation results screen. The same time periods and trip rates are displayed, but in addition there is an additional column showing the percentage of the total trip rate by individual time period, allowing peak periods to be easily identified through observation. Note that the type of count and the selected direction is shown at the top of the graph.

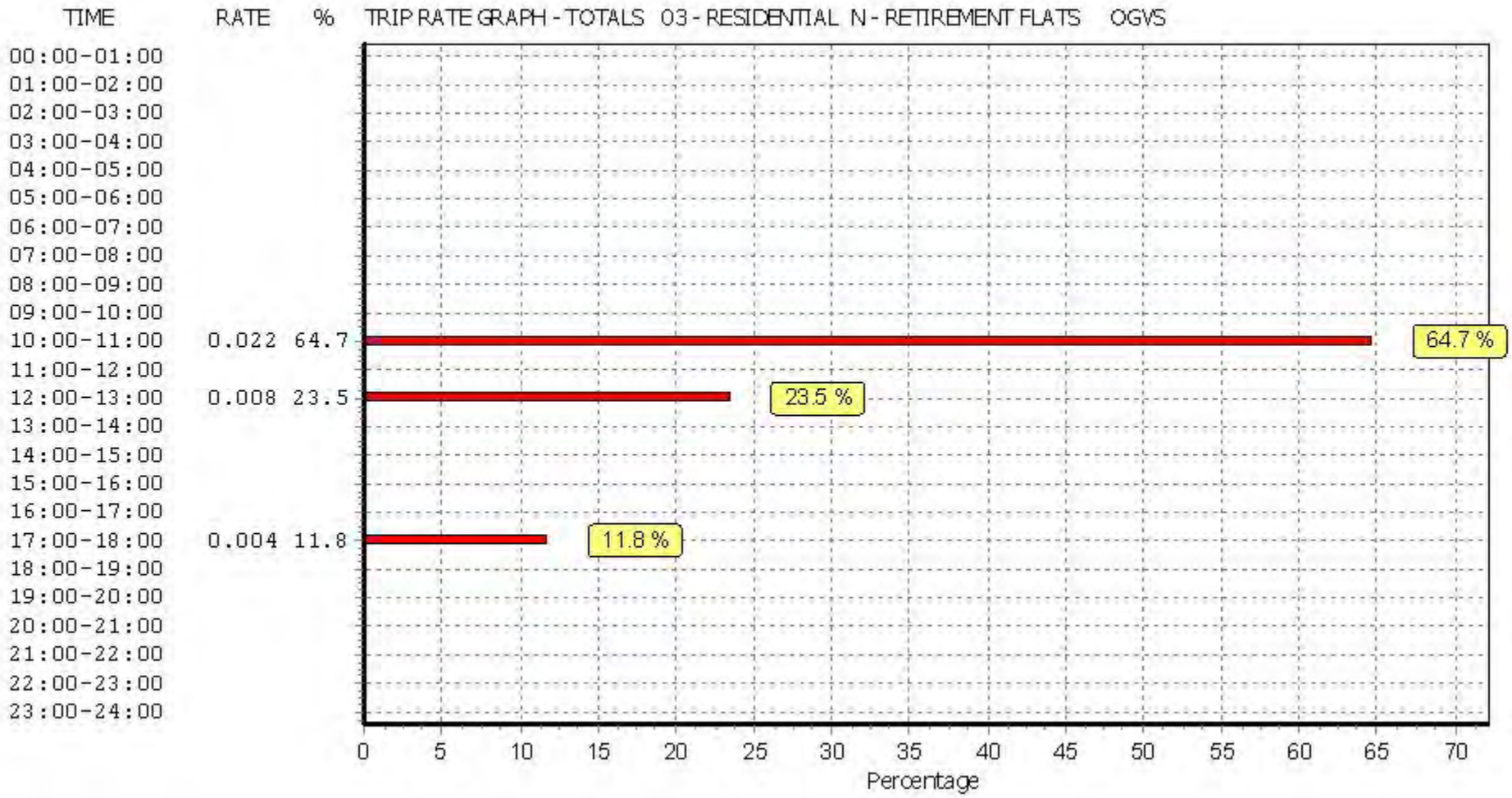

This graph is a visual representation of the trip rate calculation results screen. The same time periods and trip rates are displayed, but in addition there is an additional column showing the percentage of the total trip rate by individual time period, allowing peak periods to be easily identified through observation. Note that the type of count and the selected direction is shown at the top of the graph.

TRIP RATE for Land Use 03 - RESIDENTIAL/N - RETIREMENT FLATS
PSVS
Calculation factor: 1 DWELLS
BOLD print indicates peak (busiest) period

	ARRIVALS			DEPARTURES			TOTALS		
Time Range	No. Days	Ave. DWELLS	Trip Rate	No. Days	Ave. DWELLS	Trip Rate	No. Days	Ave. DWELLS	Trip Rate
00:00 - 01:00									
01:00 - 02:00									
02:00 - 03:00									
03:00 - 04:00									
04:00 - 05:00									
05:00 - 06:00									
06:00 - 07:00									
07:00 - 08:00	5	46	0.000	5	46	0.000	5	46	0.000
08:00 - 09:00	5	46	0.000	5	46	0.000	5	46	0.000
09:00 - 10:00	5	46	0.004	5	46	0.000	5	46	0.004
10:00 - 11:00	5	46	0.000	5	46	0.004	5	46	0.004
11:00 - 12:00	5	46	0.000	5	46	0.000	5	46	0.000
12:00 - 13:00	5	46	0.000	5	46	0.000	5	46	0.000
13:00 - 14:00	5	46	0.000	5	46	0.000	5	46	0.000
14:00 - 15:00	5	46	0.000	5	46	0.000	5	46	0.000
15:00 - 16:00	5	46	0.000	5	46	0.000	5	46	0.000
16:00 - 17:00	5	46	0.004	5	46	0.004	5	46	0.008
17:00 - 18:00	5	46	0.000	5	46	0.000	5	46	0.000
18:00 - 19:00	5	46	0.000	5	46	0.000	5	46	0.000
19:00 - 20:00									
20:00 - 21:00									
21:00 - 22:00									
22:00 - 23:00									
23:00 - 24:00									
Total Rates:			0.008			0.008			0.016

This section displays the trip rate results based on the selected set of surveys and the selected count type (shown just above the table). It is split by three main columns, representing arrivals trips, departures trips, and total trips (arrivals plus departures). Within each of these main columns are three sub-columns. These display the number of survey days where count data is included (per time period), the average value of the selected trip rate calculation parameter (per time period), and the trip rate result (per time period). Total trip rates (the sum of the column) are also displayed at the foot of the table.

*To obtain a trip rate, the average (mean) trip rate parameter value (TRP) is first calculated for all selected survey days that have count data available for the stated time period. The average (mean) number of arrivals, departures or totals (whichever applies) is also calculated (COUNT) for all selected survey days that have count data available for the stated time period. Then, the average count is divided by the average trip rate parameter value, and multiplied by the stated calculation factor (shown just above the table and abbreviated here as FACT). So, the method is: COUNT/TRP*FACT. Trip rates are then rounded to 3 decimal places.*

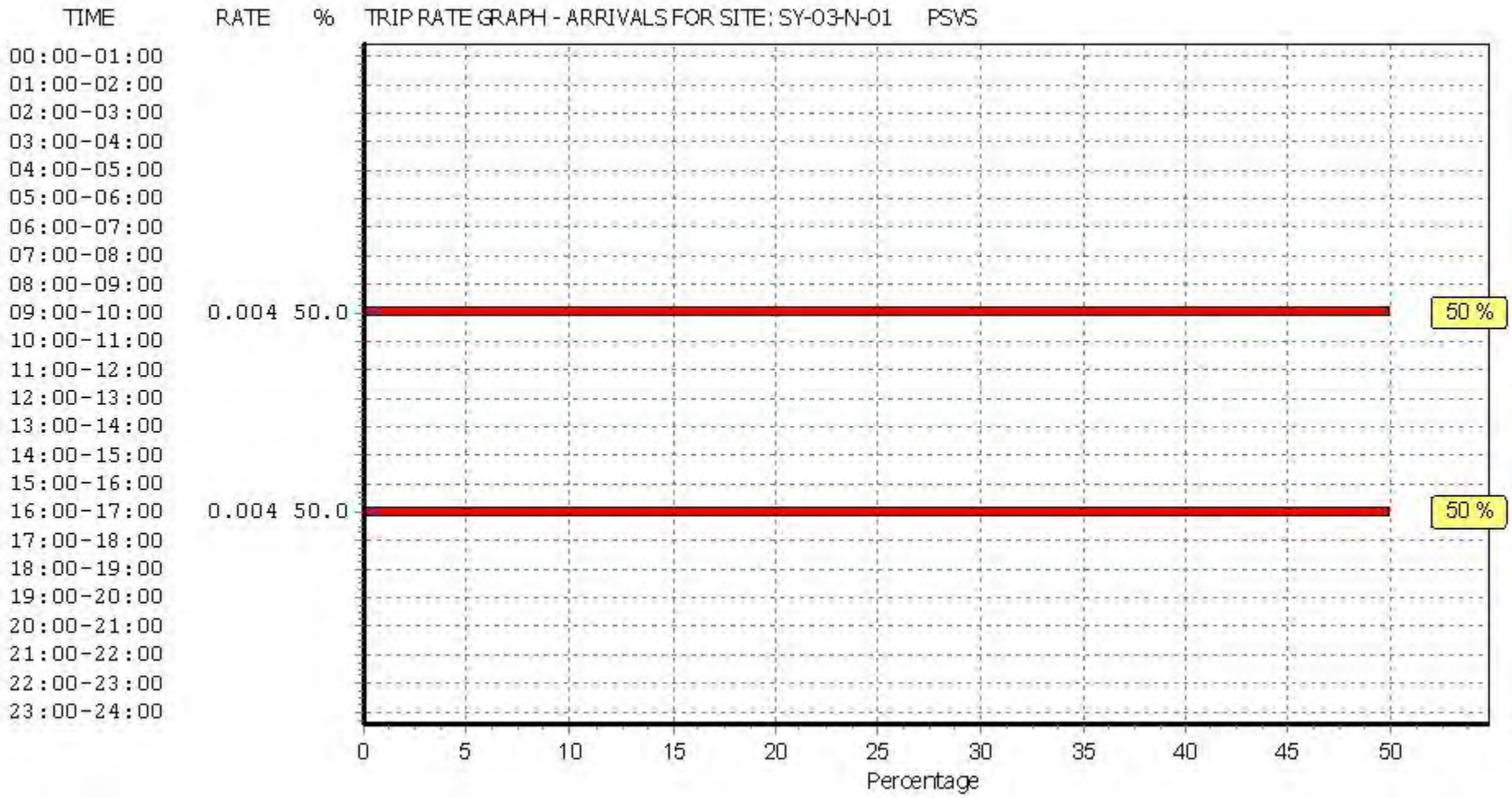

This graph is a visual representation of the trip rate calculation results screen. The same time periods and trip rates are displayed, but in addition there is an additional column showing the percentage of the total trip rate by individual time period, allowing peak periods to be easily identified through observation. Note that the type of count and the selected direction is shown at the top of the graph.

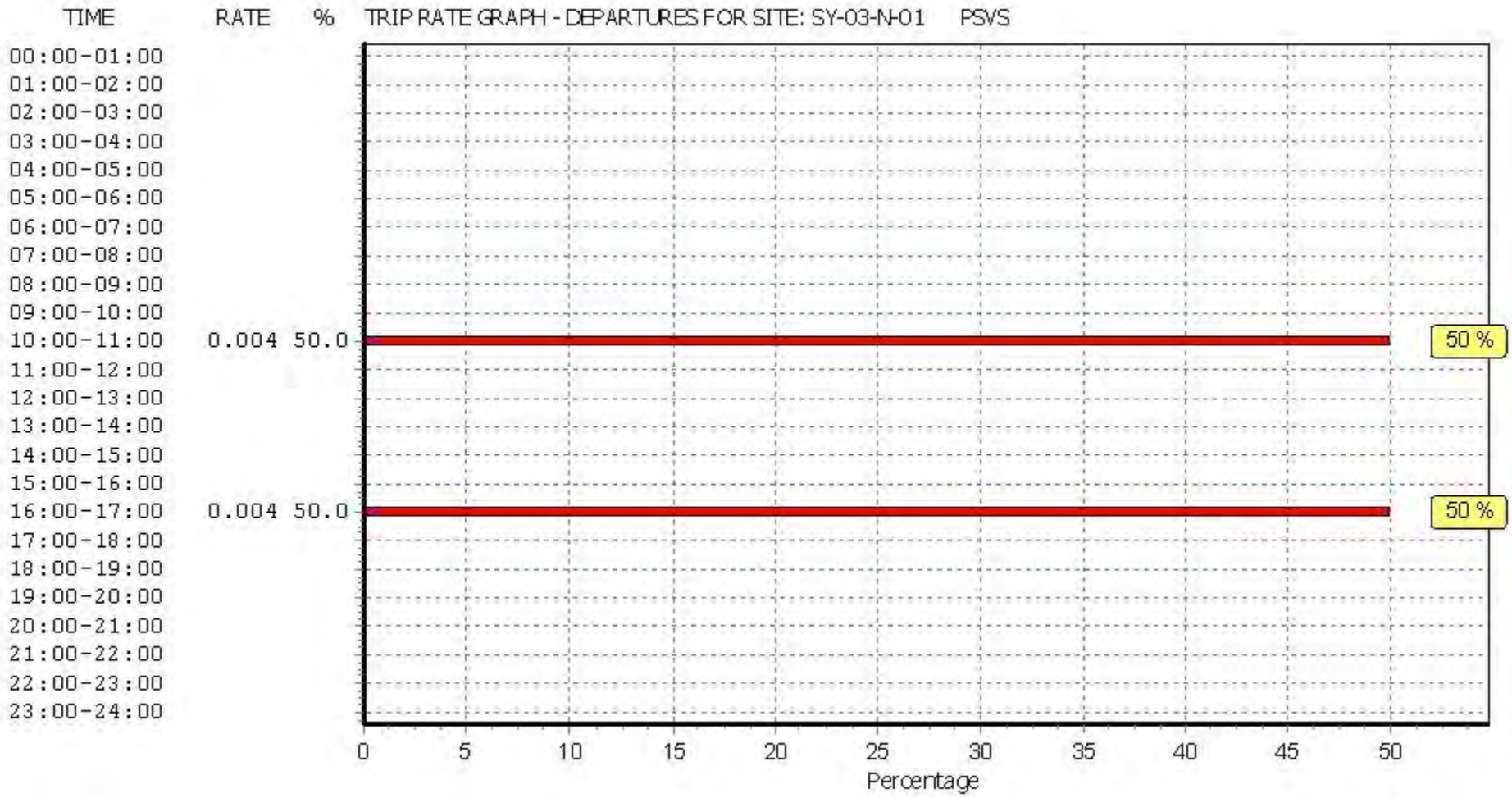

This graph is a visual representation of the trip rate calculation results screen. The same time periods and trip rates are displayed, but in addition there is an additional column showing the percentage of the total trip rate by individual time period, allowing peak periods to be easily identified through observation. Note that the type of count and the selected direction is shown at the top of the graph.

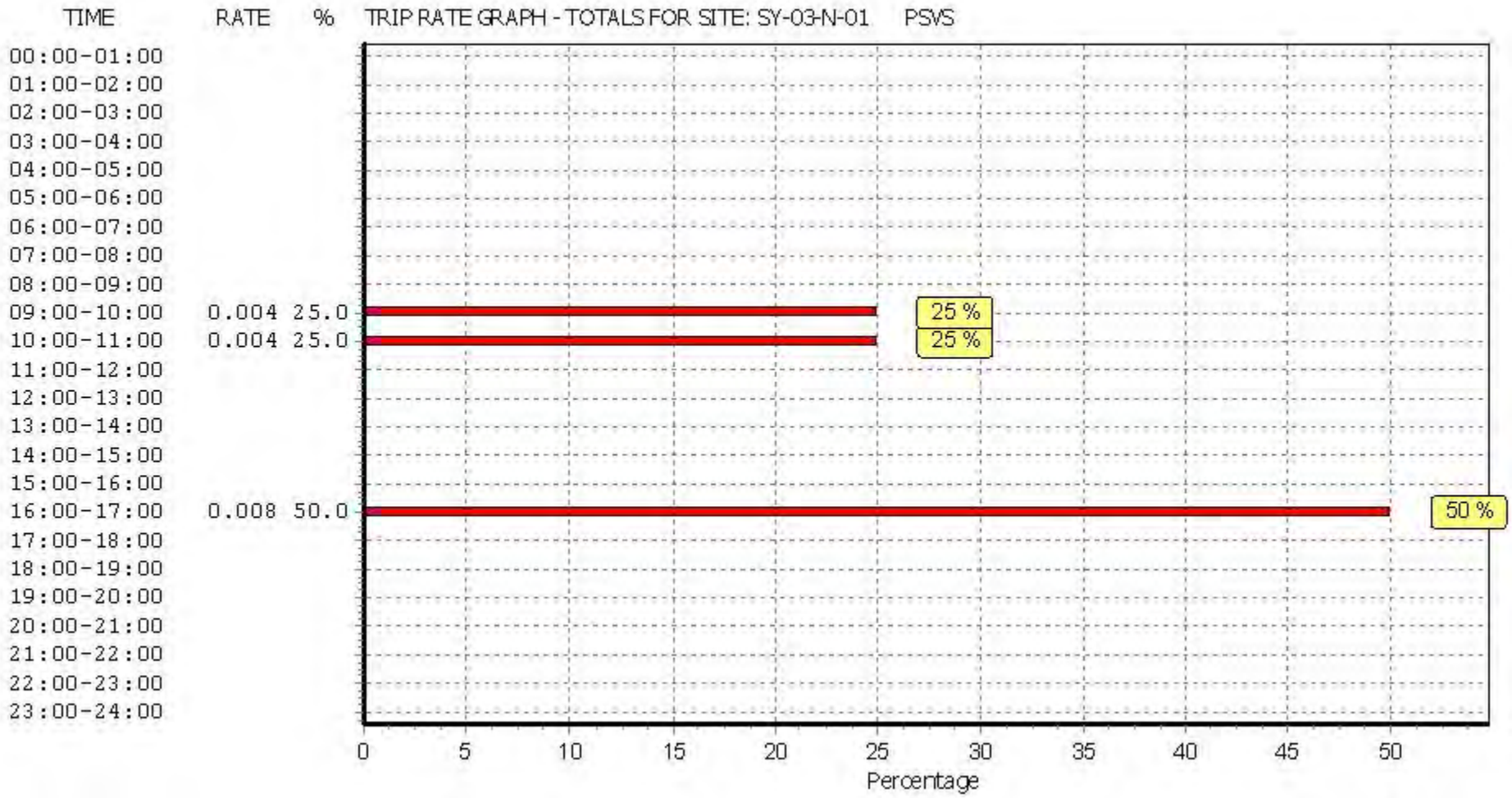

This graph is a visual representation of the trip rate calculation results screen. The same time periods and trip rates are displayed, but in addition there is an additional column showing the percentage of the total trip rate by individual time period, allowing peak periods to be easily identified through observation. Note that the type of count and the selected direction is shown at the top of the graph.

TRIP RATE for Land Use 03 - RESIDENTIAL/N - RETIREMENT FLATS
CYCLISTS
Calculation factor: 1 DWELLS
BOLD print indicates peak (busiest) period

	ARRIVALS			DEPARTURES			TOTALS		
Time Range	No. Days	Ave. DWELLS	Trip Rate	No. Days	Ave. DWELLS	Trip Rate	No. Days	Ave. DWELLS	Trip Rate
00:00 - 01:00									
01:00 - 02:00									
02:00 - 03:00									
03:00 - 04:00									
04:00 - 05:00									
05:00 - 06:00									
06:00 - 07:00									
07:00 - 08:00	5	46	0.004	5	46	0.000	5	46	0.004
08:00 - 09:00	5	46	0.000	5	46	0.004	5	46	0.004
09:00 - 10:00	5	46	0.000	5	46	0.000	5	46	0.000
10:00 - 11:00	5	46	0.000	5	46	0.000	5	46	0.000
11:00 - 12:00	5	46	0.000	5	46	0.000	5	46	0.000
12:00 - 13:00	5	46	0.000	5	46	0.000	5	46	0.000
13:00 - 14:00	5	46	0.000	5	46	0.000	5	46	0.000
14:00 - 15:00	5	46	0.000	5	46	0.000	5	46	0.000
15:00 - 16:00	5	46	0.000	5	46	0.000	5	46	0.000
16:00 - 17:00	5	46	0.000	5	46	0.000	5	46	0.000
17:00 - 18:00	5	46	0.000	5	46	0.000	5	46	0.000
18:00 - 19:00	5	46	0.004	5	46	0.004	5	46	0.008
19:00 - 20:00									
20:00 - 21:00									
21:00 - 22:00									
22:00 - 23:00									
23:00 - 24:00									
Total Rates:			0.008			0.008			0.016

This section displays the trip rate results based on the selected set of surveys and the selected count type (shown just above the table). It is split by three main columns, representing arrivals trips, departures trips, and total trips (arrivals plus departures). Within each of these main columns are three sub-columns. These display the number of survey days where count data is included (per time period), the average value of the selected trip rate calculation parameter (per time period), and the trip rate result (per time period). Total trip rates (the sum of the column) are also displayed at the foot of the table.

*To obtain a trip rate, the average (mean) trip rate parameter value (TRP) is first calculated for all selected survey days that have count data available for the stated time period. The average (mean) number of arrivals, departures or totals (whichever applies) is also calculated (COUNT) for all selected survey days that have count data available for the stated time period. Then, the average count is divided by the average trip rate parameter value, and multiplied by the stated calculation factor (shown just above the table and abbreviated here as FACT). So, the method is: COUNT/TRP*FACT. Trip rates are then rounded to 3 decimal places.*

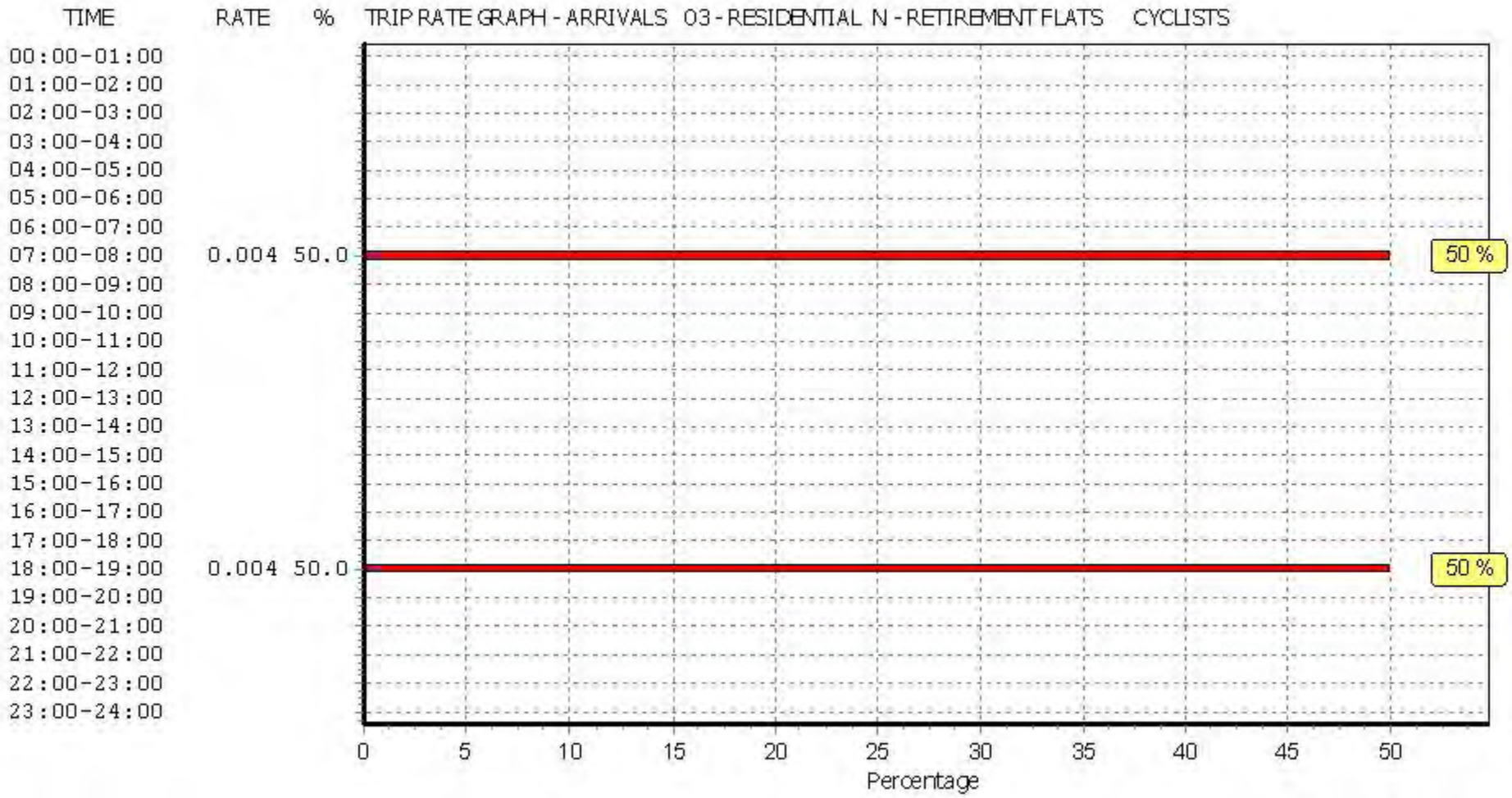

This graph is a visual representation of the trip rate calculation results screen. The same time periods and trip rates are displayed, but in addition there is an additional column showing the percentage of the total trip rate by individual time period, allowing peak periods to be easily identified through observation. Note that the type of count and the selected direction is shown at the top of the graph.

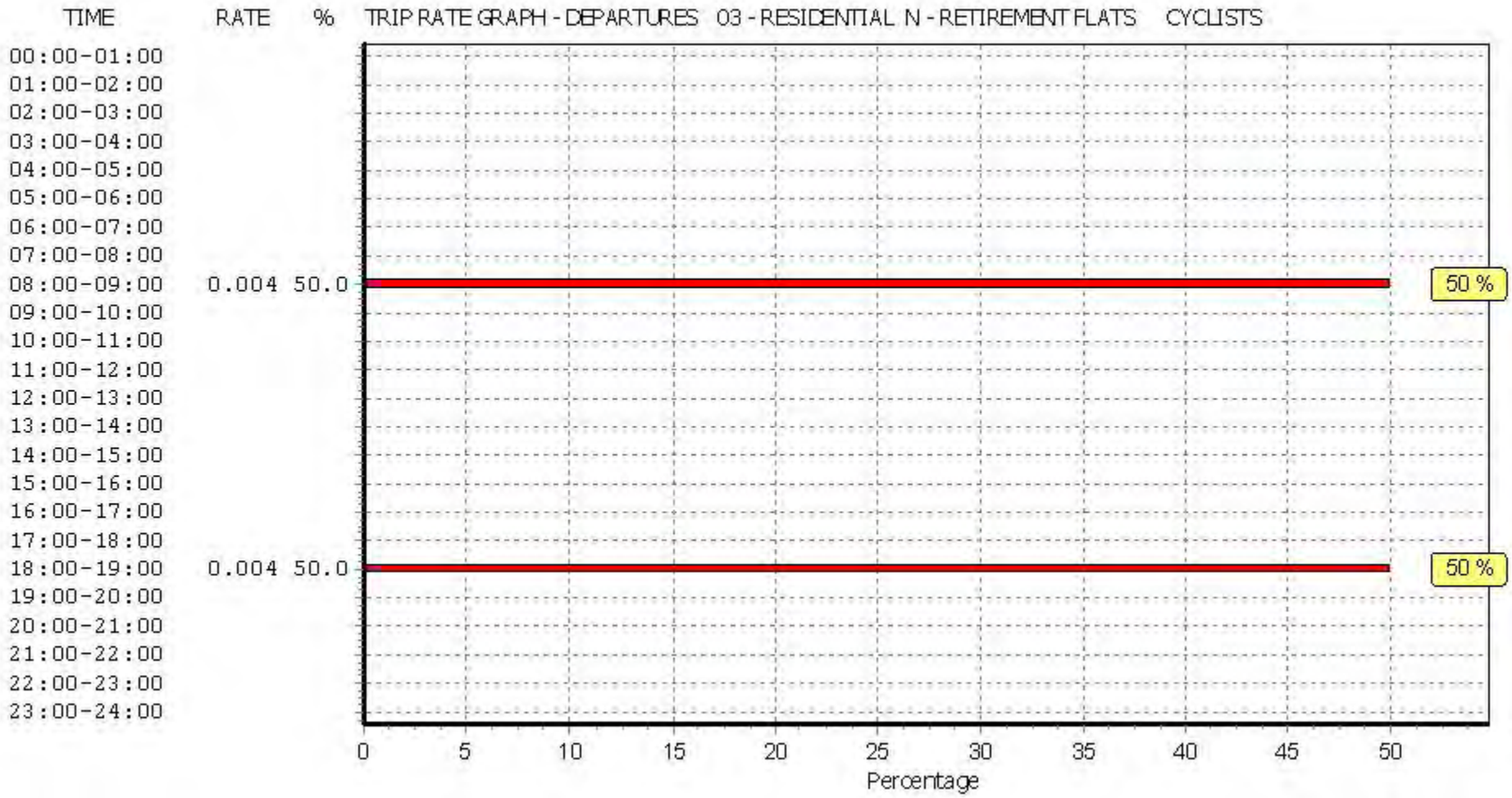

This graph is a visual representation of the trip rate calculation results screen. The same time periods and trip rates are displayed, but in addition there is an additional column showing the percentage of the total trip rate by individual time period, allowing peak periods to be easily identified through observation. Note that the type of count and the selected direction is shown at the top of the graph.

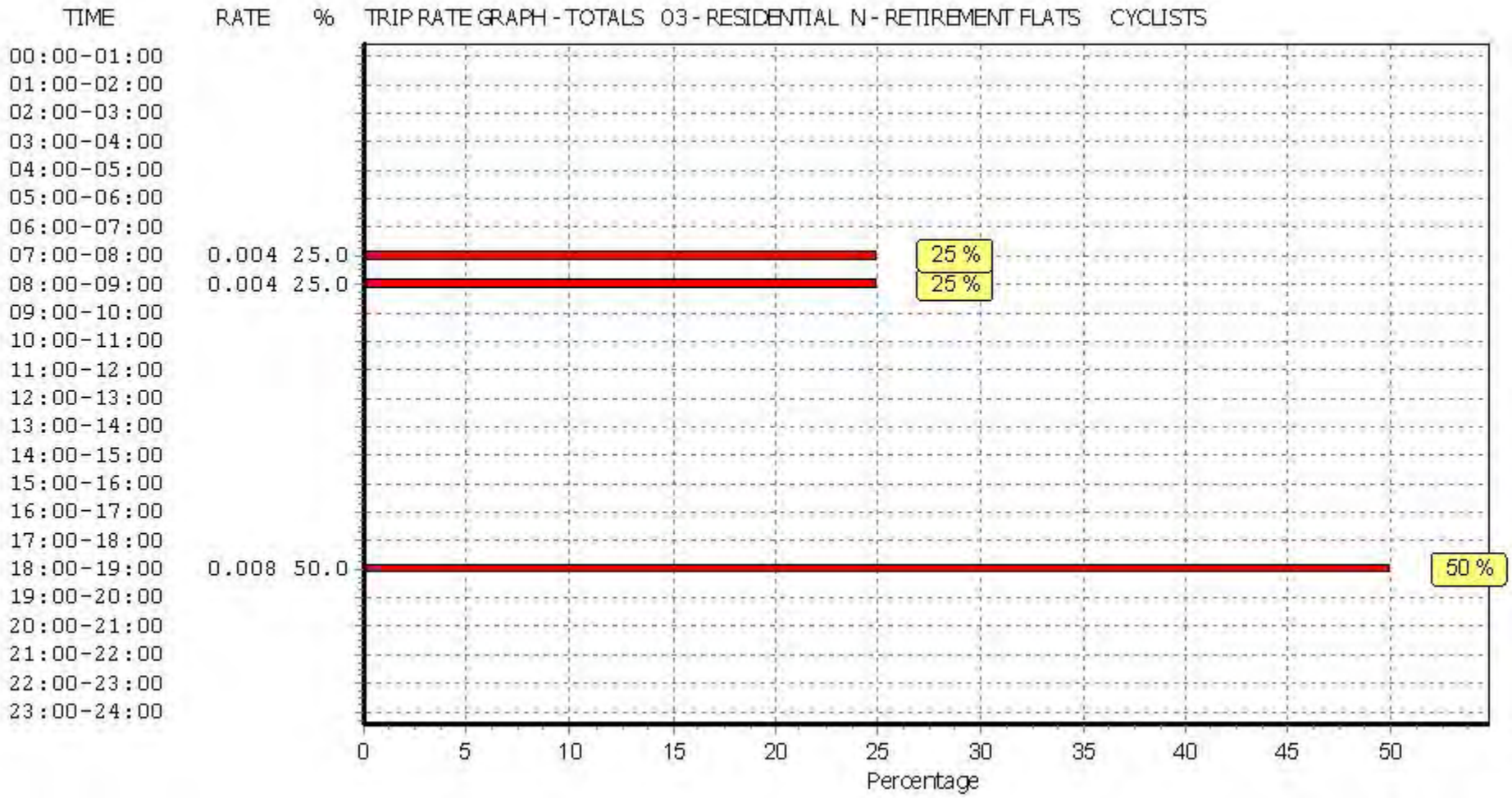

This graph is a visual representation of the trip rate calculation results screen. The same time periods and trip rates are displayed, but in addition there is an additional column showing the percentage of the total trip rate by individual time period, allowing peak periods to be easily identified through observation. Note that the type of count and the selected direction is shown at the top of the graph.

Calculation Reference: AUDIT-807401-191106-1110

TRIP RATE CALCULATION SELECTION PARAMETERS:

Land Use : 03 - RESIDENTIAL
Category : P - ASSISTED LIVING
VEHICLES

Selected regions and areas:

03	SOUTH WEST		
	DV	DEVON	1 days
17	ULSTER (NORTHERN IRELAND)		
	TY	TYRONE	1 days

This section displays the number of survey days per TRICS® sub-region in the selected set

Secondary Filtering selection:

This data displays the chosen trip rate parameter and its selected range. Only sites that fall within the parameter range are included in the trip rate calculation.

Parameter: Number of dwellings
Actual Range: 11 to 32 (units:)
Range Selected by User: 11 to 32 (units:)

Parking Spaces Range: All Surveys Included

Percentage of dwellings privately owned: All Surveys Included

Public Transport Provision:
Selection by: Include all surveys

Date Range: 01/01/11 to 29/03/19

This data displays the range of survey dates selected. Only surveys that were conducted within this date range are included in the trip rate calculation.

Selected survey days:

Thursday	1 days
Friday	1 days

This data displays the number of selected surveys by day of the week.

Selected survey types:

Manual count	2 days
Directional ATC Count	0 days

This data displays the number of manual classified surveys and the number of unclassified ATC surveys, the total adding up to the overall number of surveys in the selected set. Manual surveys are undertaken using staff, whilst ATC surveys are undertaking using machines.

Selected Locations:

Edge of Town Centre	2

This data displays the number of surveys per main location category within the selected set. The main location categories consist of Free Standing, Edge of Town, Suburban Area, Neighbourhood Centre, Edge of Town Centre, Town Centre and Not Known.

Selected Location Sub Categories:

Residential Zone	1
No Sub Category	1

This data displays the number of surveys per location sub-category within the selected set. The location sub-categories consist of Commercial Zone, Industrial Zone, Development Zone, Residential Zone, Retail Zone, Built-Up Zone, Village, Out of Town, High Street and No Sub Category.

Secondary Filtering selection:

Use Class:

C3	2 days

This data displays the number of surveys per Use Class classification within the selected set. The Use Classes Order 2005 has been used for this purpose, which can be found within the Library module of TRICS®.

Population within 1 mile:

1,001 to 5,000	1 days
20,001 to 25,000	1 days

This data displays the number of selected surveys within stated 1-mile radii of population.

Population within 5 miles:

25,001 to 50,000	1 days
125,001 to 250,000	1 days

This data displays the number of selected surveys within stated 5-mile radii of population.

Car ownership within 5 miles:

1.1 to 1.5	1 days
1.6 to 2.0	1 days

This data displays the number of selected surveys within stated ranges of average cars owned per residential dwelling, within a radius of 5-miles of selected survey sites.

Travel Plan:

No	2 days

This data displays the number of surveys within the selected set that were undertaken at sites with Travel Plans in place, and the number of surveys that were undertaken at sites without Travel Plans.

PTAL Rating:

No PTAL Present	2 days

This data displays the number of selected surveys with PTAL Ratings.

LIST OF SITES relevant to selection parameters

1 DV-03-P-01 ASSISTED LIVING DEVON
GARFIELD ROAD
PAIGNTON

Edge of Town Centre
Residential Zone
Total Number of dwellings: 11
Survey date: FRIDAY *29/03/19* *Survey Type: MANUAL*

2 TY-03-P-01 ASSISTED LIVING TYRONE
LIMEKILN LANE
COOKSTOWN

Edge of Town Centre
No Sub Category
Total Number of dwellings: 32
Survey date: THURSDAY *14/03/19* *Survey Type: MANUAL*

This section provides a list of all survey sites and days in the selected set. For each individual survey site, it displays a unique site reference code and site address, the selected trip rate calculation parameter and its value, the day of the week and date of each survey, and whether the survey was a manual classified count or an ATC count.

TRIP RATE for Land Use 03 - RESIDENTIAL/P - ASSISTED LIVING

VEHICLES

Calculation factor: 1 DWELLS

BOLD print indicates peak (busiest) period

	ARRIVALS			DEPARTURES			TOTALS		
Time Range	No. Days	Ave. DWELLS	Trip Rate	No. Days	Ave. DWELLS	Trip Rate	No. Days	Ave. DWELLS	Trip Rate
00:00 - 01:00									
01:00 - 02:00									
02:00 - 03:00									
03:00 - 04:00									
04:00 - 05:00									
05:00 - 06:00									
06:00 - 07:00									
07:00 - 08:00	2	22	0.047	2	22	0.070	2	22	0.117
08:00 - 09:00	2	22	0.047	2	22	0.070	2	22	0.117
09:00 - 10:00	2	22	0.047	2	22	0.047	2	22	0.094
10:00 - 11:00	2	22	0.140	2	22	0.163	2	22	0.303
11:00 - 12:00	2	22	0.047	2	22	0.070	2	22	0.117
12:00 - 13:00	2	22	0.186	2	22	0.070	2	22	0.256
13:00 - 14:00	2	22	0.116	2	22	0.140	2	22	0.256
14:00 - 15:00	2	22	0.163	2	22	0.163	2	22	0.326
15:00 - 16:00	2	22	0.163	2	22	0.093	2	22	0.256
16:00 - 17:00	2	22	0.140	2	22	0.163	2	22	0.303
17:00 - 18:00	2	22	0.093	2	22	0.140	2	22	0.233
18:00 - 19:00	2	22	0.140	2	22	0.140	2	22	0.280
19:00 - 20:00									
20:00 - 21:00									
21:00 - 22:00									
22:00 - 23:00									
23:00 - 24:00									
Total Rates:			1.329			1.329			2.658

This section displays the trip rate results based on the selected set of surveys and the selected count type (shown just above the table). It is split by three main columns, representing arrivals trips, departures trips, and total trips (arrivals plus departures). Within each of these main columns are three sub-columns. These display the number of survey days where count data is included (per time period), the average value of the selected trip rate calculation parameter (per time period), and the trip rate result (per time period). Total trip rates (the sum of the column) are also displayed at the foot of the table.

*To obtain a trip rate, the average (mean) trip rate parameter value (TRP) is first calculated for all selected survey days that have count data available for the stated time period. The average (mean) number of arrivals, departures or totals (whichever applies) is also calculated (COUNT) for all selected survey days that have count data available for the stated time period. Then, the average count is divided by the average trip rate parameter value, and multiplied by the stated calculation factor (shown just above the table and abbreviated here as FACT). So, the method is: COUNT/TRP*FACT. Trip rates are then rounded to 3 decimal places.*

The survey data, graphs and all associated supporting information, contained within the TRICS Database are published by TRICS Consortium Limited ("the Company") and the Company claims copyright and database rights in this published work. The Company authorises those who possess a current TRICS licence to access the TRICS Database and copy the data contained within the TRICS Database for the licence holders' use only. Any resulting copy must retain all copyrights and other proprietary notices, and any disclaimer contained thereon.

The Company accepts no responsibility for loss which may arise from reliance on data contained in the TRICS Database. [No warranty of any kind, express or implied, is made as to the data contained in the TRICS Database.]

Parameter summary

Trip rate parameter range selected:	11 - 32 (units:)
Survey date date range:	01/01/11 - 29/03/19
Number of weekdays (Monday-Friday):	2
Number of Saturdays:	0
Number of Sundays:	0
Surveys automatically removed from selection:	0
Surveys manually removed from selection:	0

This section displays a quick summary of some of the data filtering selections made by the TRICS® user. The trip rate calculation parameter range of all selected surveys is displayed first, followed by the range of minimum and maximum survey dates selected by the user. Then, the total number of selected weekdays and weekend days in the selected set of surveys are show. Finally, the number of survey days that have been manually removed from the selected set outside of the standard filtering procedure are displayed.

TRIP RATE GRAPH - ARRIVALS 03 - RESIDENTIAL P - ASSISTED LIVING VEHICLES

TIME	RATE	%
00:00-01:00		
01:00-02:00		
02:00-03:00		
03:00-04:00		
04:00-05:00		
05:00-06:00		
06:00-07:00		
07:00-08:00	0.047	3.5
08:00-09:00	0.047	3.5
09:00-10:00	0.047	3.5
10:00-11:00	0.140	10.5
11:00-12:00	0.047	3.5
12:00-13:00	0.186	14.0
13:00-14:00	0.116	8.7
14:00-15:00	0.163	12.3
15:00-16:00	0.163	12.3
16:00-17:00	0.140	10.5
17:00-18:00	0.093	7.0
18:00-19:00	0.140	10.5
19:00-20:00		
20:00-21:00		
21:00-22:00		
22:00-23:00		
23:00-24:00		

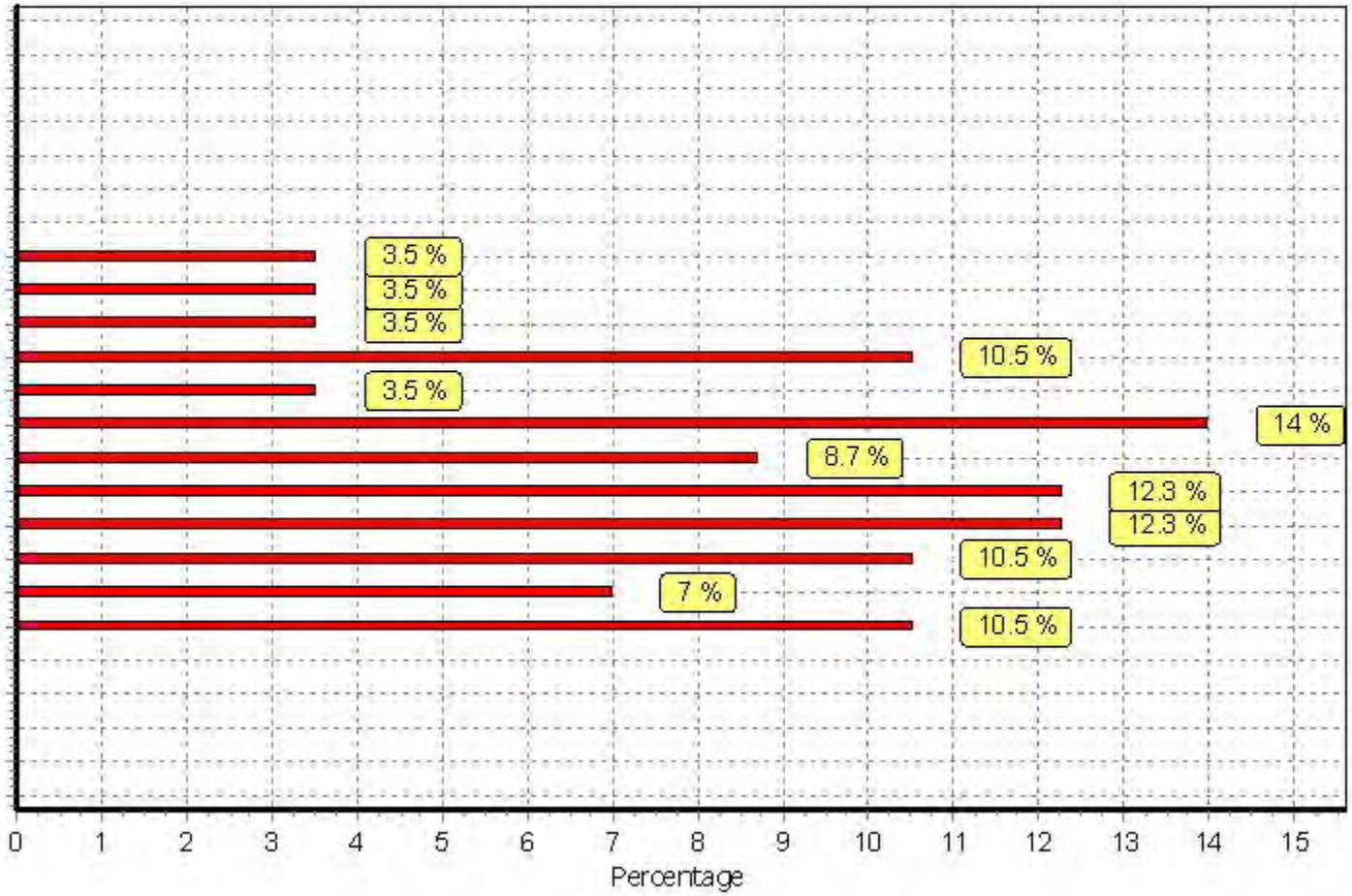

This graph is a visual representation of the trip rate calculation results screen. The same time periods and trip rates are displayed, but in addition there is an additional column showing the percentage of the total trip rate by individual time period, allowing peak periods to be easily identified through observation. Note that the type of count and the selected direction is shown at the top of the graph.

TRIP RATE GRAPH - DEPARTURES 03 - RESIDENTIAL P - ASSISTED LIVING VEHICLES

TIME	RATE	%
00:00-01:00		
01:00-02:00		
02:00-03:00		
03:00-04:00		
04:00-05:00		
05:00-06:00		
06:00-07:00		
07:00-08:00	0.070	5.3
08:00-09:00	0.070	5.3
09:00-10:00	0.047	3.5
10:00-11:00	0.163	12.3
11:00-12:00	0.070	5.3
12:00-13:00	0.070	5.3
13:00-14:00	0.140	10.5
14:00-15:00	0.163	12.3
15:00-16:00	0.093	7.0
16:00-17:00	0.163	12.3
17:00-18:00	0.140	10.5
18:00-19:00	0.140	10.5
19:00-20:00		
20:00-21:00		
21:00-22:00		
22:00-23:00		
23:00-24:00		

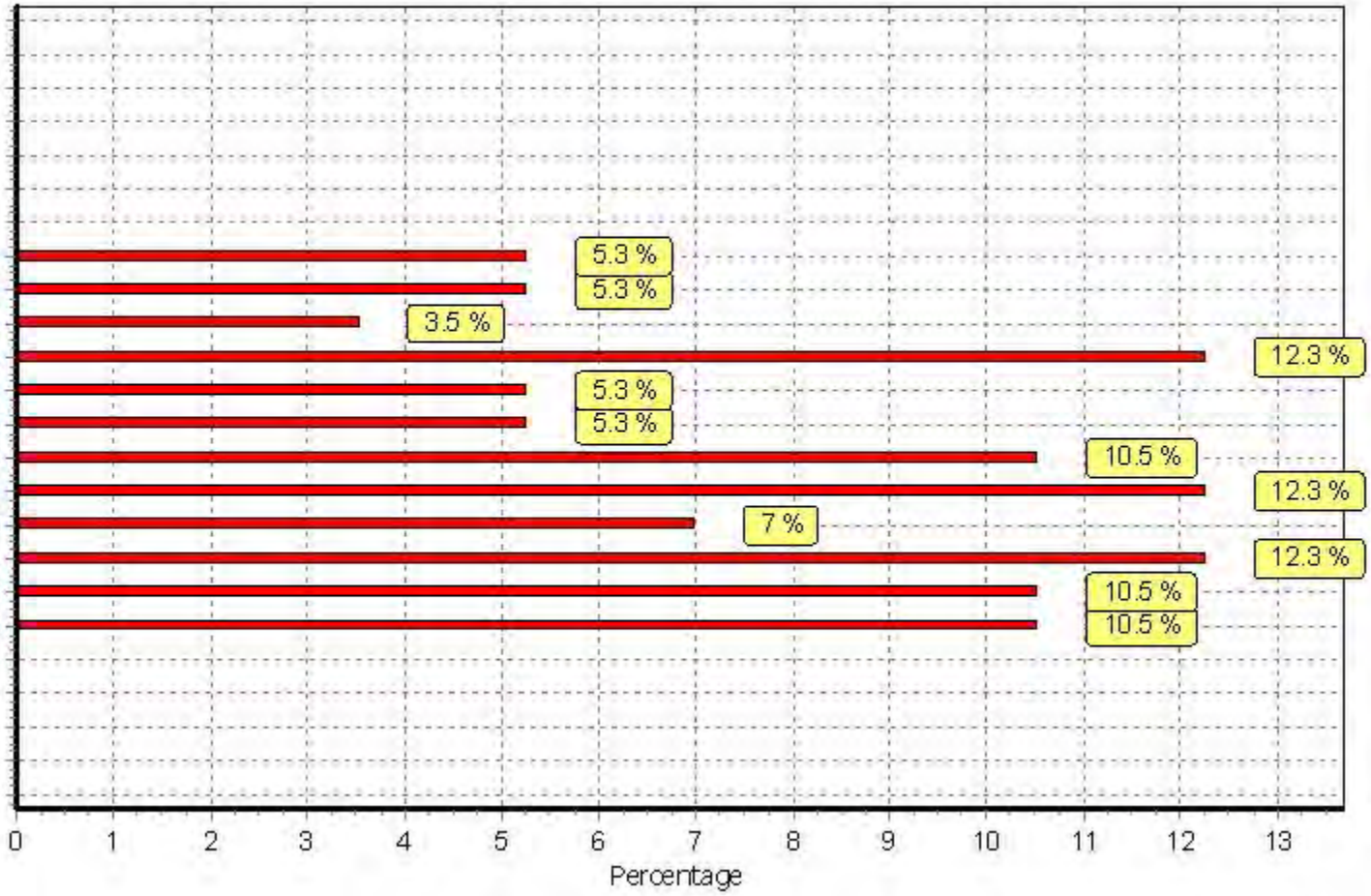

This graph is a visual representation of the trip rate calculation results screen. The same time periods and trip rates are displayed, but in addition there is an additional column showing the percentage of the total trip rate by individual time period, allowing peak periods to be easily identified through observation. Note that the type of count and the selected direction is shown at the top of the graph.

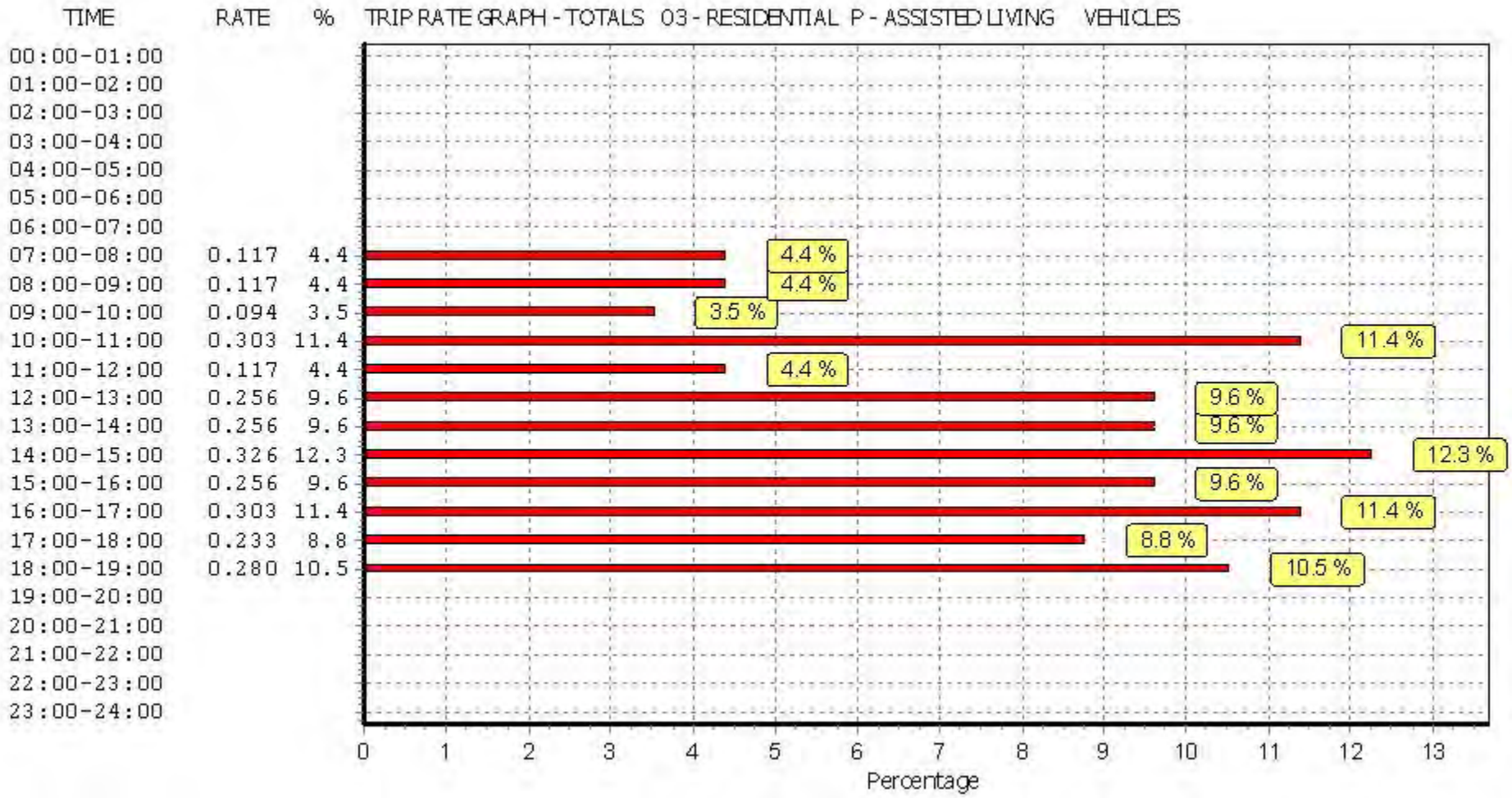

This graph is a visual representation of the trip rate calculation results screen. The same time periods and trip rates are displayed, but in addition there is an additional column showing the percentage of the total trip rate by individual time period, allowing peak periods to be easily identified through observation. Note that the type of count and the selected direction is shown at the top of the graph.

TRIP RATE for Land Use 03 - RESIDENTIAL/P - ASSISTED LIVING
TAXIS
Calculation factor: 1 DWELLS
BOLD print indicates peak (busiest) period

	ARRIVALS			DEPARTURES			TOTALS		
Time Range	No. Days	Ave. DWELLS	Trip Rate	No. Days	Ave. DWELLS	Trip Rate	No. Days	Ave. DWELLS	Trip Rate
00:00 - 01:00									
01:00 - 02:00									
02:00 - 03:00									
03:00 - 04:00									
04:00 - 05:00									
05:00 - 06:00									
06:00 - 07:00									
07:00 - 08:00	2	22	0.000	2	22	0.000	2	22	0.000
08:00 - 09:00	2	22	0.000	2	22	0.000	2	22	0.000
09:00 - 10:00	2	22	0.000	2	22	0.000	2	22	0.000
10:00 - 11:00	2	22	0.023	2	22	0.023	2	22	0.046
11:00 - 12:00	2	22	0.000	2	22	0.000	2	22	0.000
12:00 - 13:00	2	22	0.000	2	22	0.000	2	22	0.000
13:00 - 14:00	2	22	0.023	2	22	0.023	2	22	0.046
14:00 - 15:00	2	22	0.000	2	22	0.000	2	22	0.000
15:00 - 16:00	2	22	0.000	2	22	0.000	2	22	0.000
16:00 - 17:00	2	22	0.000	2	22	0.000	2	22	0.000
17:00 - 18:00	2	22	0.000	2	22	0.000	2	22	0.000
18:00 - 19:00	2	22	0.000	2	22	0.000	2	22	0.000
19:00 - 20:00									
20:00 - 21:00									
21:00 - 22:00									
22:00 - 23:00									
23:00 - 24:00									
Total Rates:			0.046			0.046			0.092

This section displays the trip rate results based on the selected set of surveys and the selected count type (shown just above the table). It is split by three main columns, representing arrivals trips, departures trips, and total trips (arrivals plus departures). Within each of these main columns are three sub-columns. These display the number of survey days where count data is included (per time period), the average value of the selected trip rate calculation parameter (per time period), and the trip rate result (per time period). Total trip rates (the sum of the column) are also displayed at the foot of the table.

*To obtain a trip rate, the average (mean) trip rate parameter value (TRP) is first calculated for all selected survey days that have count data available for the stated time period. The average (mean) number of arrivals, departures or totals (whichever applies) is also calculated (COUNT) for all selected survey days that have count data available for the stated time period. Then, the average count is divided by the average trip rate parameter value, and multiplied by the stated calculation factor (shown just above the table and abbreviated here as FACT). So, the method is: COUNT/TRP*FACT. Trip rates are then rounded to 3 decimal places.*

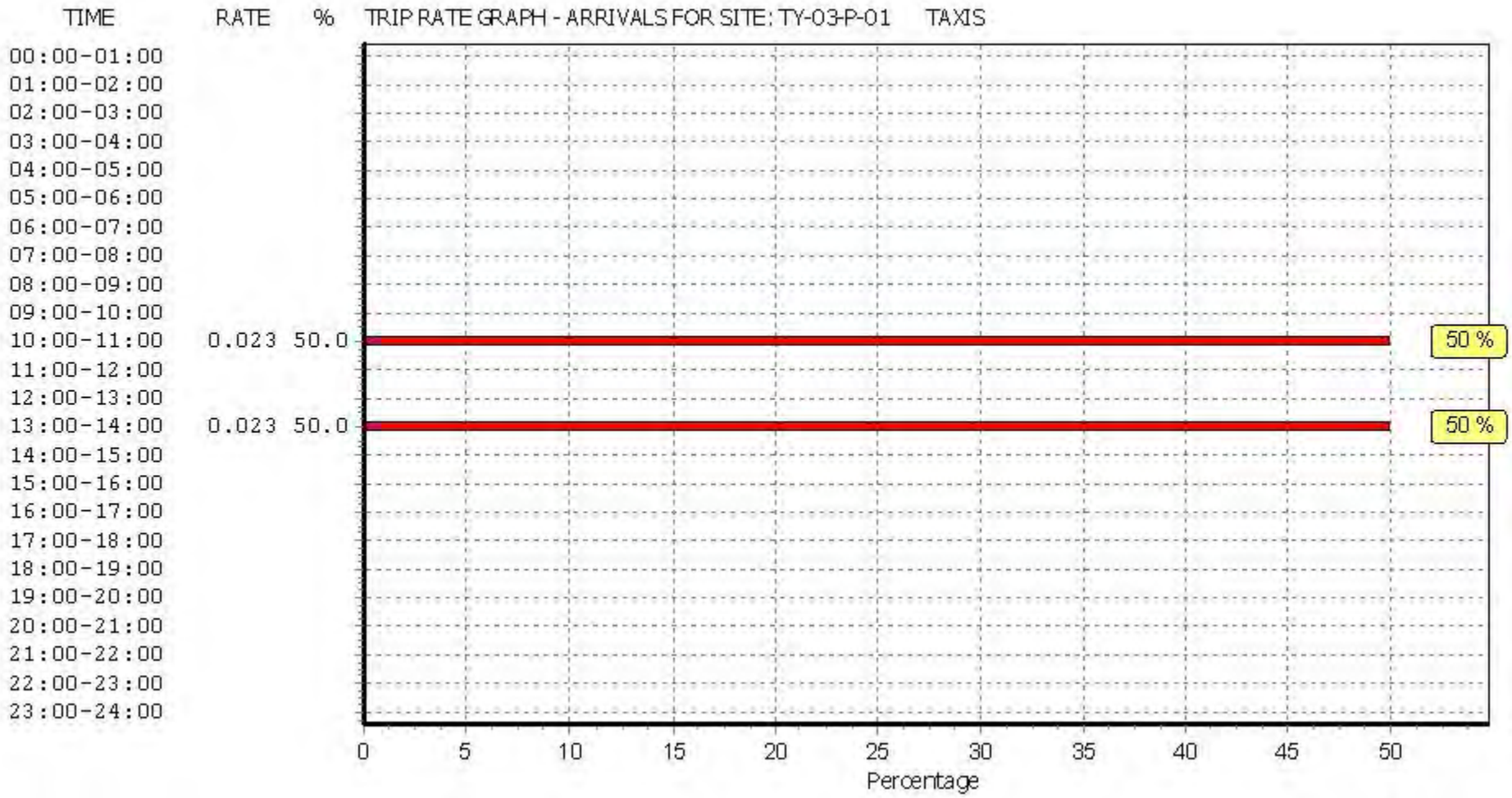

This graph is a visual representation of the trip rate calculation results screen. The same time periods and trip rates are displayed, but in addition there is an additional column showing the percentage of the total trip rate by individual time period, allowing peak periods to be easily identified through observation. Note that the type of count and the selected direction is shown at the top of the graph.

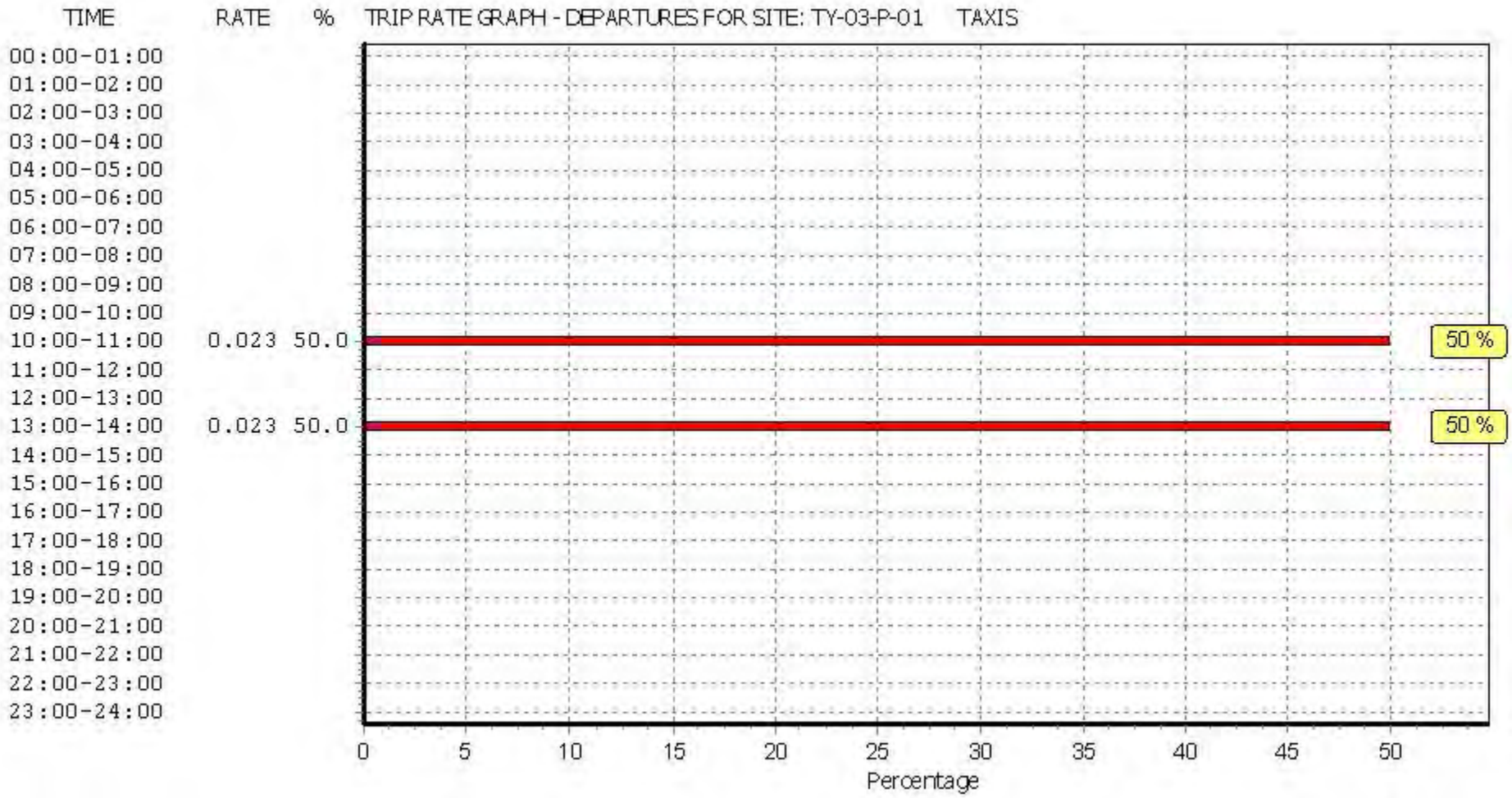

This graph is a visual representation of the trip rate calculation results screen. The same time periods and trip rates are displayed, but in addition there is an additional column showing the percentage of the total trip rate by individual time period, allowing peak periods to be easily identified through observation. Note that the type of count and the selected direction is shown at the top of the graph.

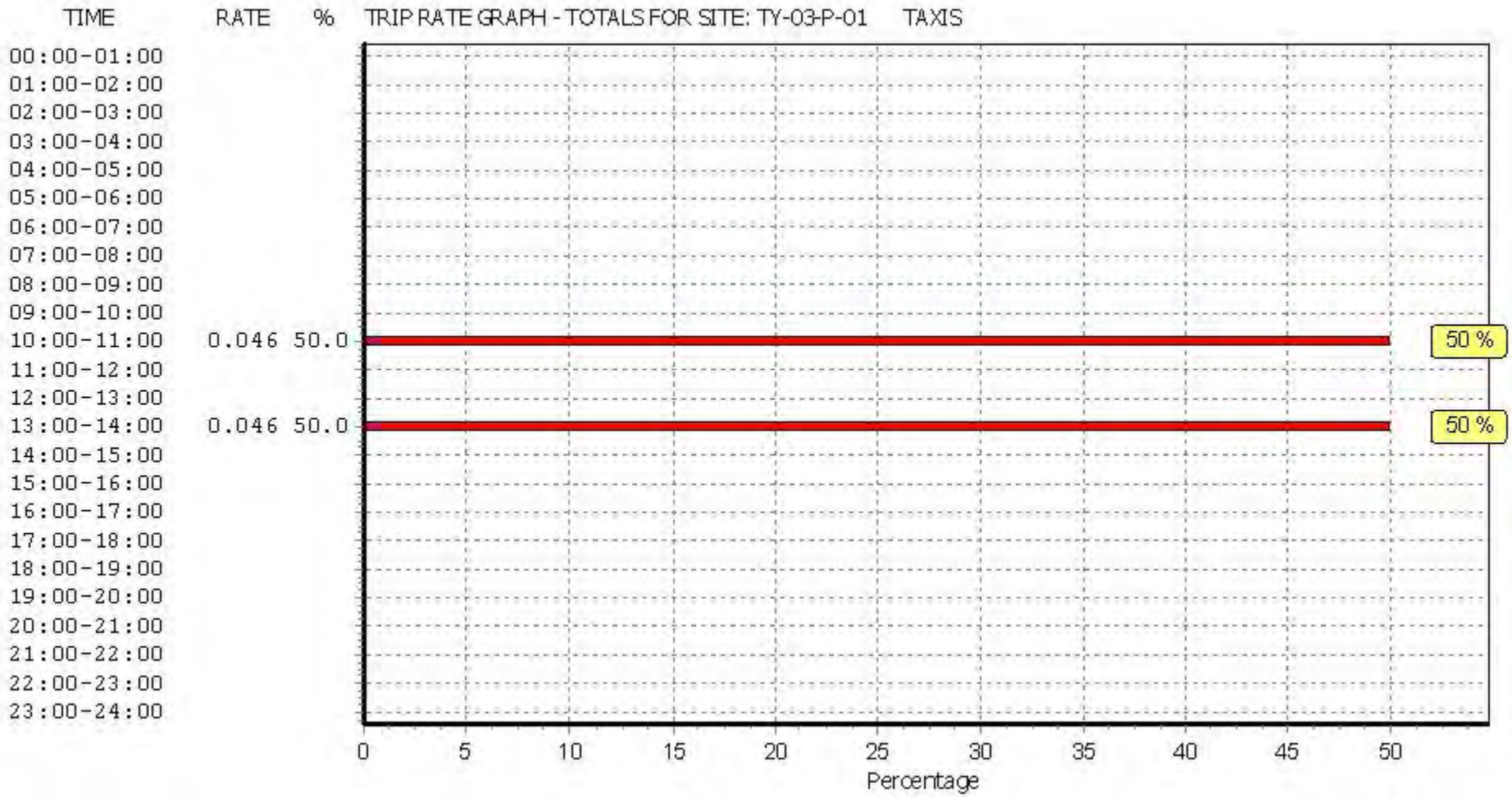

This graph is a visual representation of the trip rate calculation results screen. The same time periods and trip rates are displayed, but in addition there is an additional column showing the percentage of the total trip rate by individual time period, allowing peak periods to be easily identified through observation. Note that the type of count and the selected direction is shown at the top of the graph.

TRIP RATE for Land Use 03 - RESIDENTIAL/P - ASSISTED LIVING
OGVS
Calculation factor: 1 DWELLS
BOLD print indicates peak (busiest) period

	ARRIVALS			DEPARTURES			TOTALS		
Time Range	No. Days	Ave. DWELLS	Trip Rate	No. Days	Ave. DWELLS	Trip Rate	No. Days	Ave. DWELLS	Trip Rate
00:00 - 01:00									
01:00 - 02:00									
02:00 - 03:00									
03:00 - 04:00									
04:00 - 05:00									
05:00 - 06:00									
06:00 - 07:00									
07:00 - 08:00	2	22	0.000	2	22	0.000	2	22	0.000
08:00 - 09:00	2	22	0.000	2	22	0.000	2	22	0.000
09:00 - 10:00	2	22	0.000	2	22	0.000	2	22	0.000
10:00 - 11:00	2	22	0.000	2	22	0.000	2	22	0.000
11:00 - 12:00	2	22	0.000	2	22	0.000	2	22	0.000
12:00 - 13:00	2	22	0.000	2	22	0.000	2	22	0.000
13:00 - 14:00	2	22	0.000	2	22	0.000	2	22	0.000
14:00 - 15:00	2	22	0.023	2	22	0.023	2	22	0.046
15:00 - 16:00	2	22	0.000	2	22	0.000	2	22	0.000
16:00 - 17:00	2	22	0.000	2	22	0.000	2	22	0.000
17:00 - 18:00	2	22	0.000	2	22	0.000	2	22	0.000
18:00 - 19:00	2	22	0.000	2	22	0.000	2	22	0.000
19:00 - 20:00									
20:00 - 21:00									
21:00 - 22:00									
22:00 - 23:00									
23:00 - 24:00									
Total Rates:			0.023			0.023			0.046

This section displays the trip rate results based on the selected set of surveys and the selected count type (shown just above the table). It is split by three main columns, representing arrivals trips, departures trips, and total trips (arrivals plus departures). Within each of these main columns are three sub-columns. These display the number of survey days where count data is included (per time period), the average value of the selected trip rate calculation parameter (per time period), and the trip rate result (per time period). Total trip rates (the sum of the column) are also displayed at the foot of the table.

*To obtain a trip rate, the average (mean) trip rate parameter value (TRP) is first calculated for all selected survey days that have count data available for the stated time period. The average (mean) number of arrivals, departures or totals (whichever applies) is also calculated (COUNT) for all selected survey days that have count data available for the stated time period. Then, the average count is divided by the average trip rate parameter value, and multiplied by the stated calculation factor (shown just above the table and abbreviated here as FACT). So, the method is: COUNT/TRP*FACT. Trip rates are then rounded to 3 decimal places.*

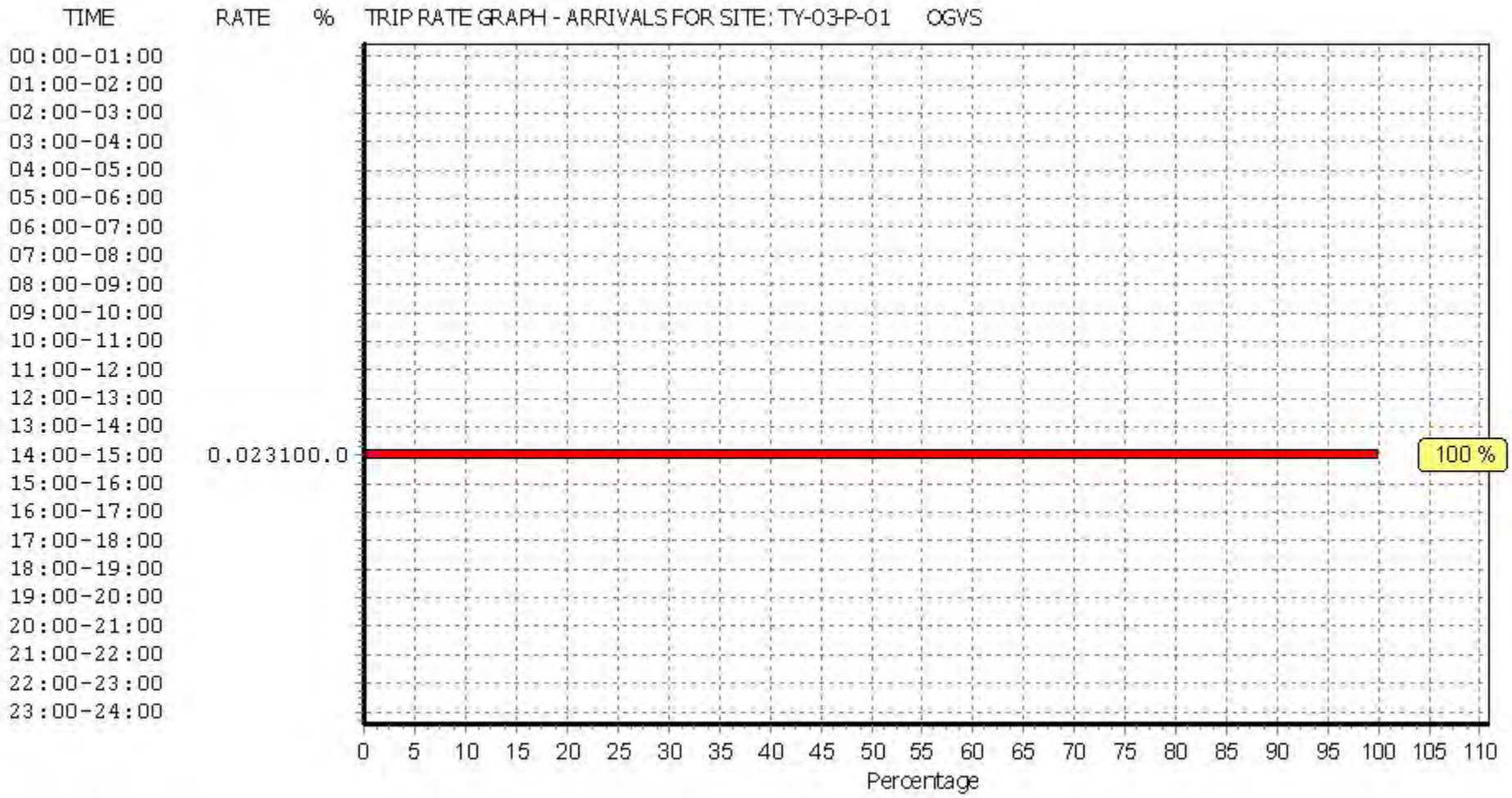

This graph is a visual representation of the trip rate calculation results screen. The same time periods and trip rates are displayed, but in addition there is an additional column showing the percentage of the total trip rate by individual time period, allowing peak periods to be easily identified through observation. Note that the type of count and the selected direction is shown at the top of the graph.

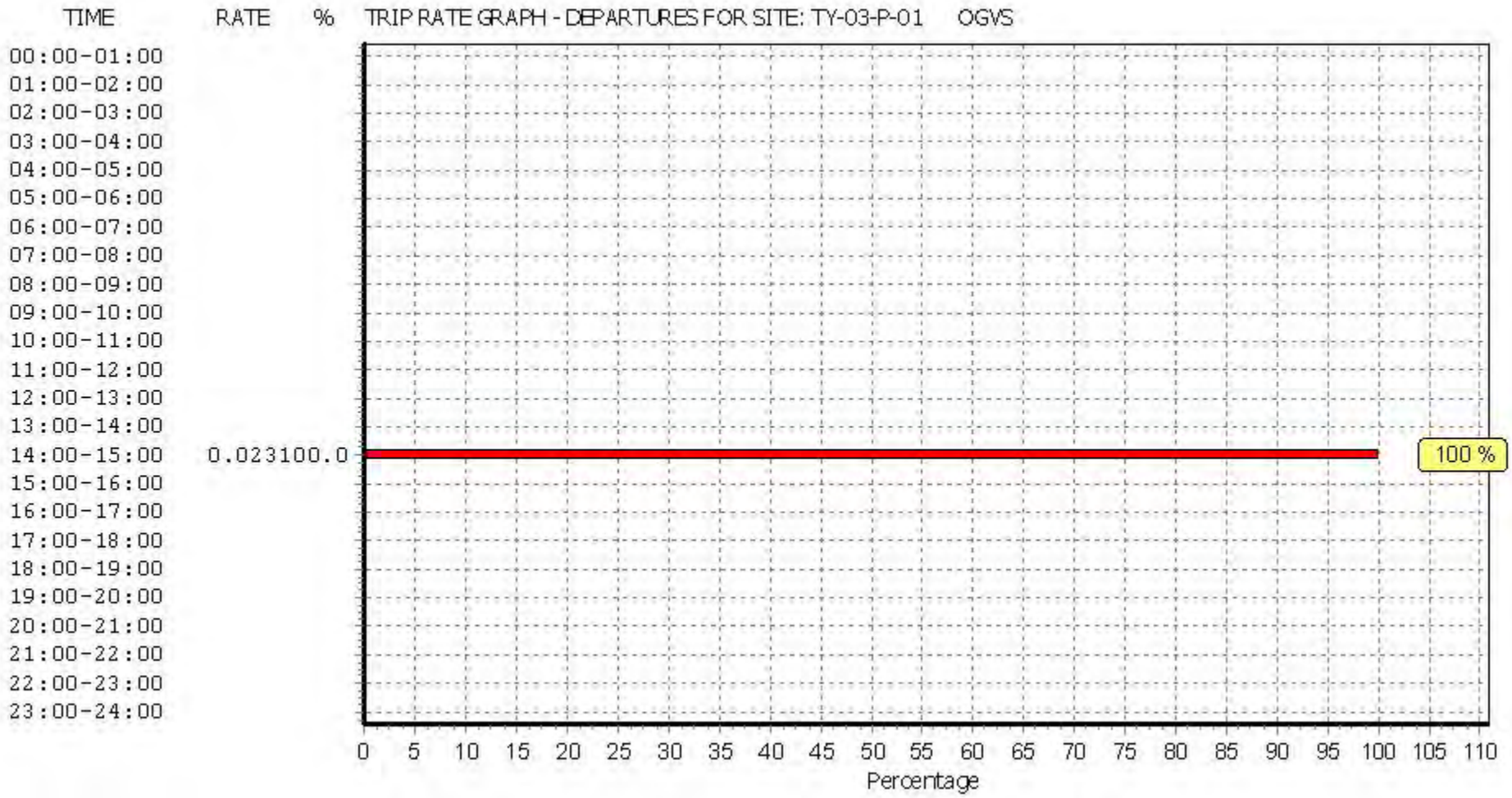

This graph is a visual representation of the trip rate calculation results screen. The same time periods and trip rates are displayed, but in addition there is an additional column showing the percentage of the total trip rate by individual time period, allowing peak periods to be easily identified through observation. Note that the type of count and the selected direction is shown at the top of the graph.

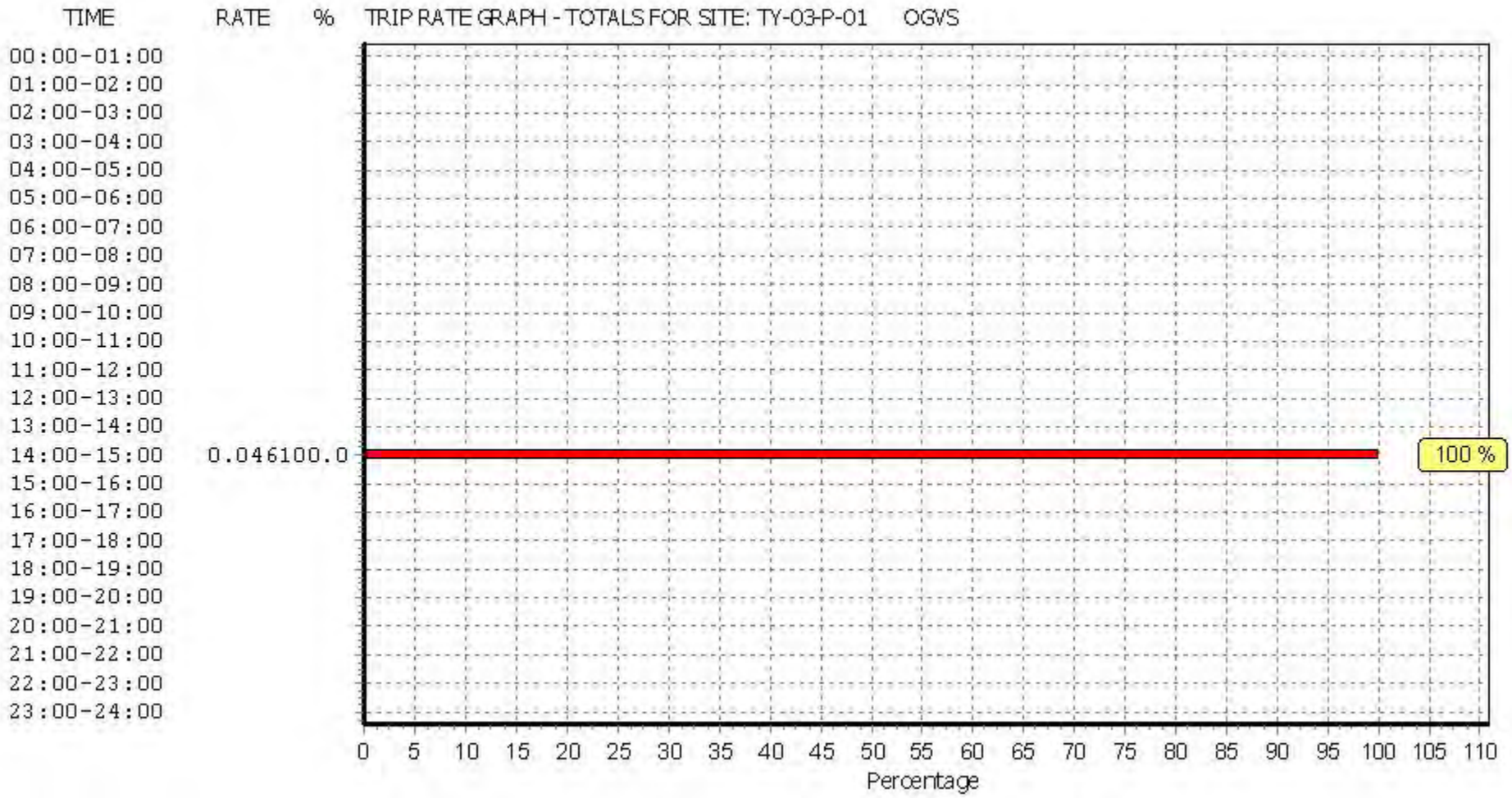

This graph is a visual representation of the trip rate calculation results screen. The same time periods and trip rates are displayed, but in addition there is an additional column showing the percentage of the total trip rate by individual time period, allowing peak periods to be easily identified through observation. Note that the type of count and the selected direction is shown at the top of the graph.

TRIP RATE for Land Use 03 - RESIDENTIAL/P - ASSISTED LIVING
CYCLISTS
Calculation factor: 1 DWELLS
BOLD print indicates peak (busiest) period

	ARRIVALS			DEPARTURES			TOTALS		
Time Range	No. Days	Ave. DWELLS	Trip Rate	No. Days	Ave. DWELLS	Trip Rate	No. Days	Ave. DWELLS	Trip Rate
00:00 - 01:00									
01:00 - 02:00									
02:00 - 03:00									
03:00 - 04:00									
04:00 - 05:00									
05:00 - 06:00									
06:00 - 07:00									
07:00 - 08:00	2	22	0.000	2	22	0.000	2	22	0.000
08:00 - 09:00	2	22	0.000	2	22	0.000	2	22	0.000
09:00 - 10:00	2	22	0.000	2	22	0.000	2	22	0.000
10:00 - 11:00	2	22	0.000	2	22	0.000	2	22	0.000
11:00 - 12:00	2	22	0.000	2	22	0.000	2	22	0.000
12:00 - 13:00	2	22	0.000	2	22	0.000	2	22	0.000
13:00 - 14:00	2	22	0.000	2	22	0.000	2	22	0.000
14:00 - 15:00	2	22	0.000	2	22	0.000	2	22	0.000
15:00 - 16:00	2	22	0.023	2	22	0.000	2	22	0.023
16:00 - 17:00	2	22	0.000	2	22	0.000	2	22	0.000
17:00 - 18:00	2	22	0.000	2	22	0.023	2	22	0.023
18:00 - 19:00	2	22	0.000	2	22	0.000	2	22	0.000
19:00 - 20:00									
20:00 - 21:00									
21:00 - 22:00									
22:00 - 23:00									
23:00 - 24:00									
Total Rates:			0.023			0.023			0.046

This section displays the trip rate results based on the selected set of surveys and the selected count type (shown just above the table). It is split by three main columns, representing arrivals trips, departures trips, and total trips (arrivals plus departures). Within each of these main columns are three sub-columns. These display the number of survey days where count data is included (per time period), the average value of the selected trip rate calculation parameter (per time period), and the trip rate result (per time period). Total trip rates (the sum of the column) are also displayed at the foot of the table.

*To obtain a trip rate, the average (mean) trip rate parameter value (TRP) is first calculated for all selected survey days that have count data available for the stated time period. The average (mean) number of arrivals, departures or totals (whichever applies) is also calculated (COUNT) for all selected survey days that have count data available for the stated time period. Then, the average count is divided by the average trip rate parameter value, and multiplied by the stated calculation factor (shown just above the table and abbreviated here as FACT). So, the method is: COUNT/TRP*FACT. Trip rates are then rounded to 3 decimal places.*

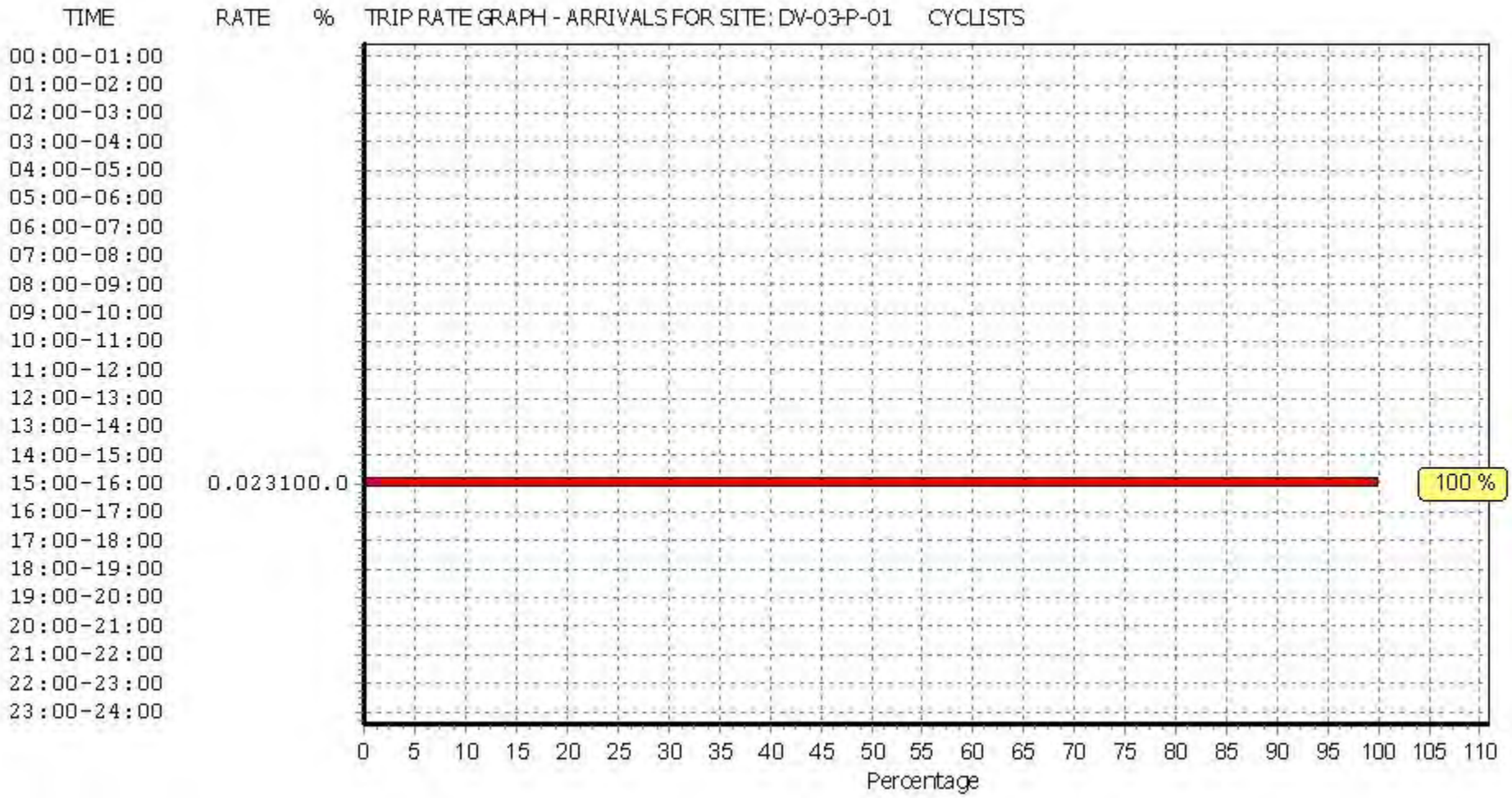

This graph is a visual representation of the trip rate calculation results screen. The same time periods and trip rates are displayed, but in addition there is an additional column showing the percentage of the total trip rate by individual time period, allowing peak periods to be easily identified through observation. Note that the type of count and the selected direction is shown at the top of the graph.

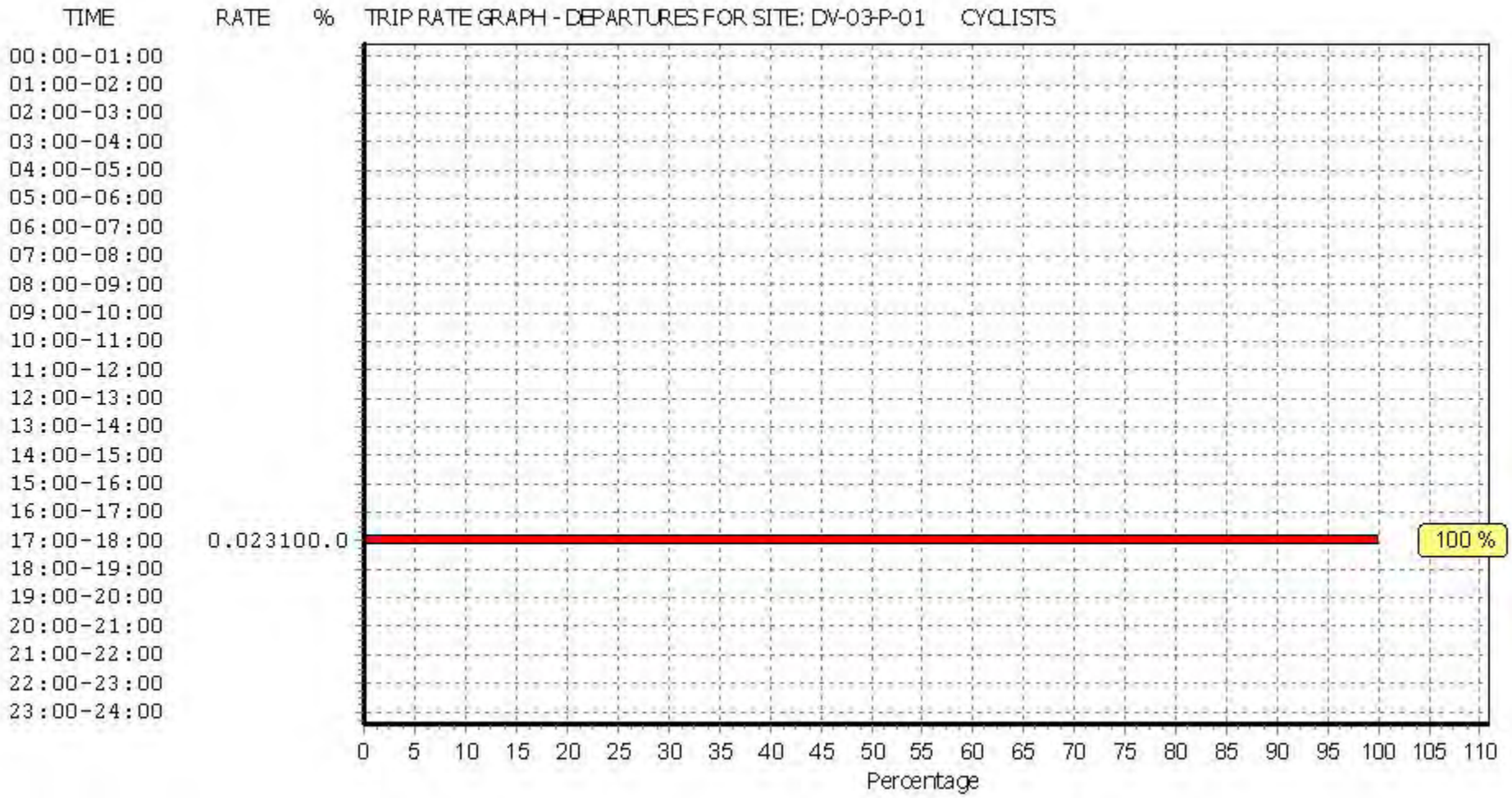

This graph is a visual representation of the trip rate calculation results screen. The same time periods and trip rates are displayed, but in addition there is an additional column showing the percentage of the total trip rate by individual time period, allowing peak periods to be easily identified through observation. Note that the type of count and the selected direction is shown at the top of the graph.

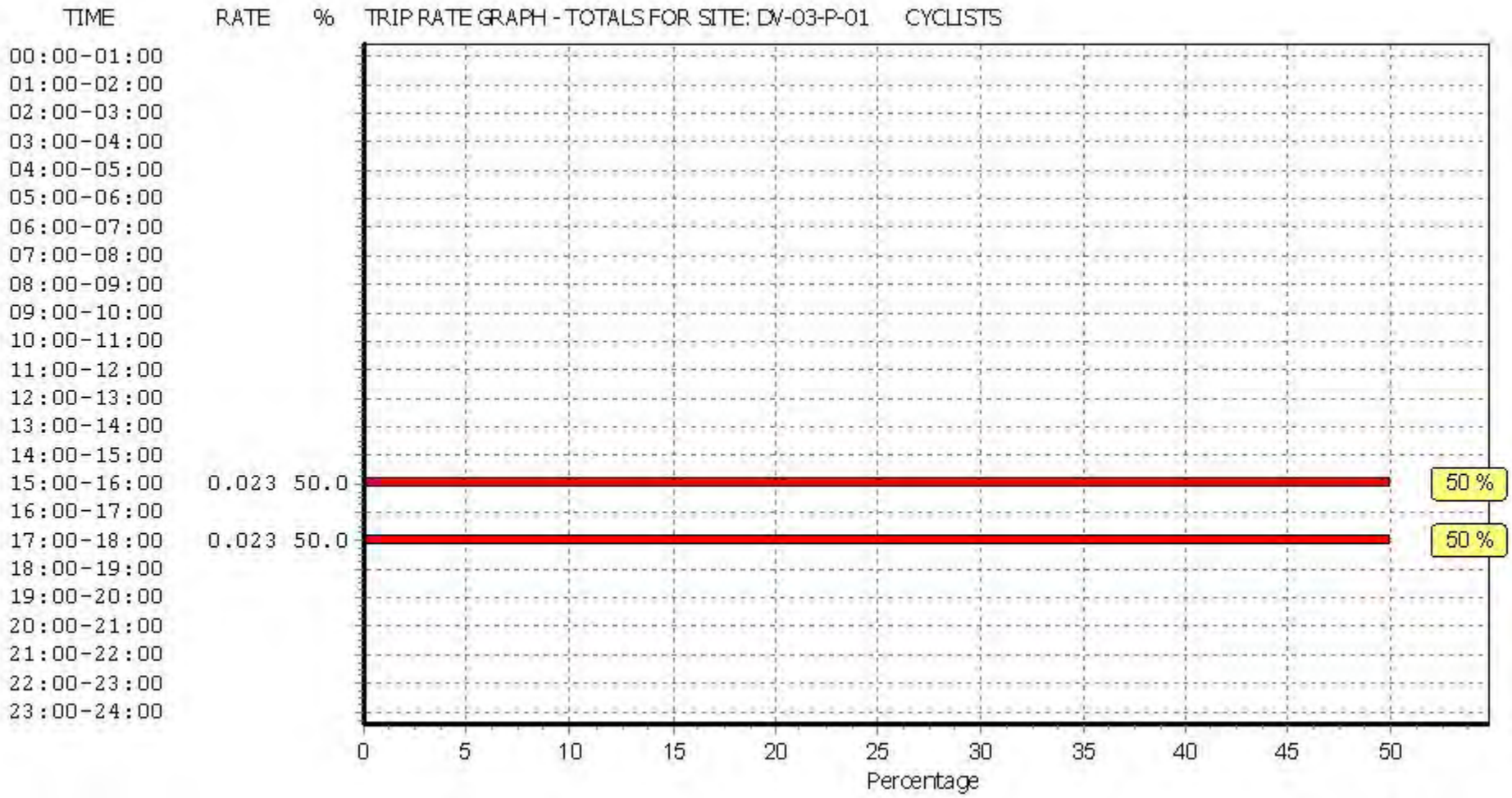

This graph is a visual representation of the trip rate calculation results screen. The same time periods and trip rates are displayed, but in addition there is an additional column showing the percentage of the total trip rate by individual time period, allowing peak periods to be easily identified through observation. Note that the type of count and the selected direction is shown at the top of the graph.

TRIP RATE for Land Use 03 - RESIDENTIAL/P - ASSISTED LIVING
CARS
Calculation factor: 1 DWELLS
BOLD print indicates peak (busiest) period

	ARRIVALS			DEPARTURES			TOTALS		
Time Range	No. Days	Ave. DWELLS	Trip Rate	No. Days	Ave. DWELLS	Trip Rate	No. Days	Ave. DWELLS	Trip Rate
00:00 - 01:00									
01:00 - 02:00									
02:00 - 03:00									
03:00 - 04:00									
04:00 - 05:00									
05:00 - 06:00									
06:00 - 07:00									
07:00 - 08:00	2	22	0.047	2	22	0.070	2	22	0.117
08:00 - 09:00	2	22	0.047	2	22	0.070	2	22	0.117
09:00 - 10:00	2	22	0.047	2	22	0.047	2	22	0.094
10:00 - 11:00	2	22	0.093	2	22	0.140	2	22	0.233
11:00 - 12:00	2	22	0.047	2	22	0.070	2	22	0.117
12:00 - 13:00	2	22	0.186	2	22	0.070	2	22	0.256
13:00 - 14:00	2	22	0.093	2	22	0.116	2	22	0.209
14:00 - 15:00	2	22	0.140	2	22	0.140	2	22	0.280
15:00 - 16:00	2	22	0.163	2	22	0.070	2	22	0.233
16:00 - 17:00	2	22	0.116	2	22	0.140	2	22	0.256
17:00 - 18:00	2	22	0.093	2	22	0.140	2	22	0.233
18:00 - 19:00	2	22	0.140	2	22	0.140	2	22	0.280
19:00 - 20:00									
20:00 - 21:00									
21:00 - 22:00									
22:00 - 23:00									
23:00 - 24:00									
Total Rates:			1.212			1.213			2.425

This section displays the trip rate results based on the selected set of surveys and the selected count type (shown just above the table). It is split by three main columns, representing arrivals trips, departures trips, and total trips (arrivals plus departures). Within each of these main columns are three sub-columns. These display the number of survey days where count data is included (per time period), the average value of the selected trip rate calculation parameter (per time period), and the trip rate result (per time period). Total trip rates (the sum of the column) are also displayed at the foot of the table.

*To obtain a trip rate, the average (mean) trip rate parameter value (TRP) is first calculated for all selected survey days that have count data available for the stated time period. The average (mean) number of arrivals, departures or totals (whichever applies) is also calculated (COUNT) for all selected survey days that have count data available for the stated time period. Then, the average count is divided by the average trip rate parameter value, and multiplied by the stated calculation factor (shown just above the table and abbreviated here as FACT). So, the method is: COUNT/TRP*FACT. Trip rates are then rounded to 3 decimal places.*

TRIP RATE GRAPH - ARRIVALS 03 - RESIDENTIAL P - ASSISTED LIVING CARS

TIME	RATE	%
00:00-01:00		
01:00-02:00		
02:00-03:00		
03:00-04:00		
04:00-05:00		
05:00-06:00		
06:00-07:00		
07:00-08:00	0.047	3.9
08:00-09:00	0.047	3.9
09:00-10:00	0.047	3.9
10:00-11:00	0.093	7.7
11:00-12:00	0.047	3.9
12:00-13:00	0.186	15.3
13:00-14:00	0.093	7.7
14:00-15:00	0.140	11.6
15:00-16:00	0.163	13.4
16:00-17:00	0.116	9.6
17:00-18:00	0.093	7.7
18:00-19:00	0.140	11.6
19:00-20:00		
20:00-21:00		
21:00-22:00		
22:00-23:00		
23:00-24:00		

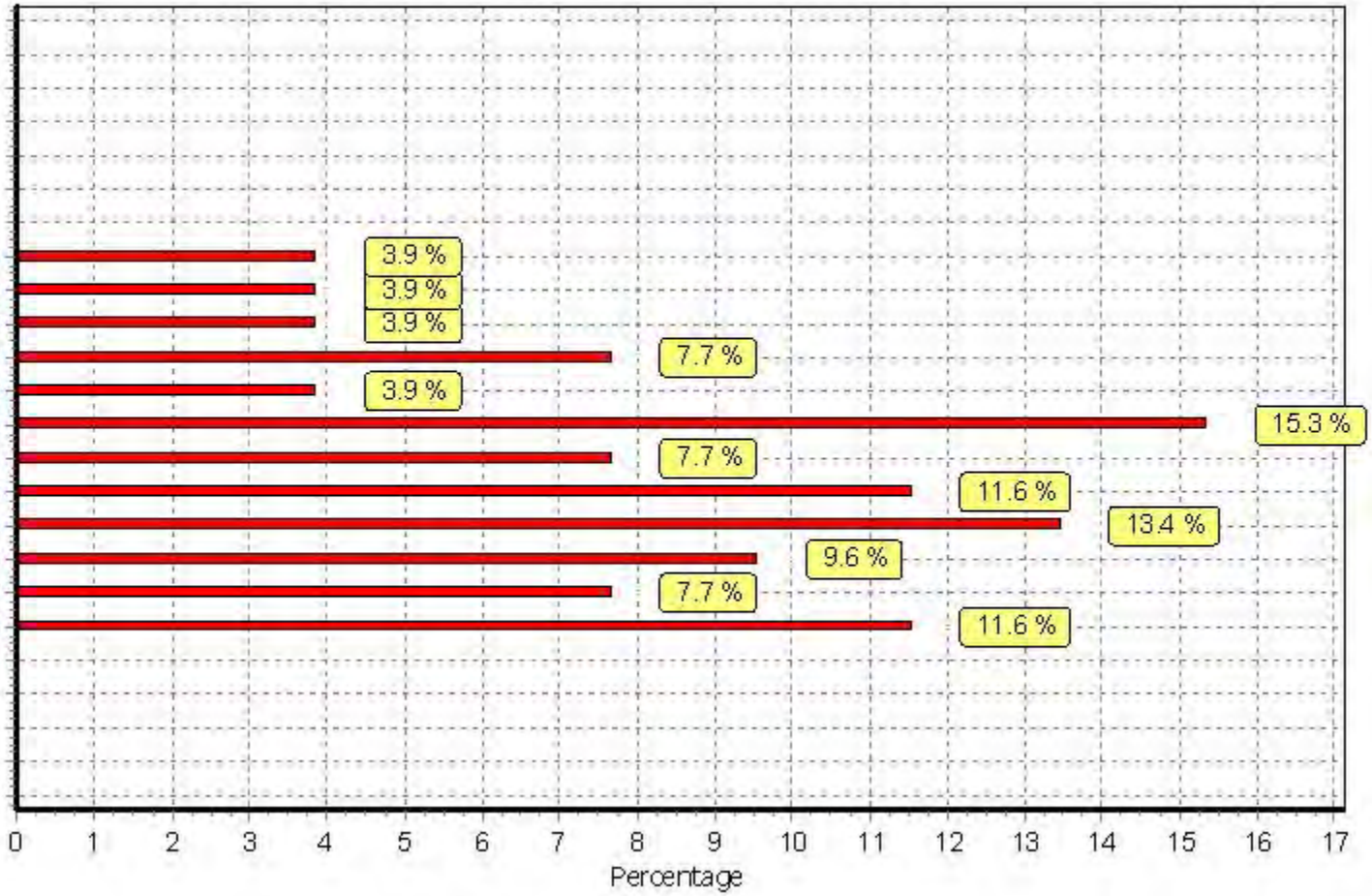

This graph is a visual representation of the trip rate calculation results screen. The same time periods and trip rates are displayed, but in addition there is an additional column showing the percentage of the total trip rate by individual time period, allowing peak periods to be easily identified through observation. Note that the type of count and the selected direction is shown at the top of the graph.

TRIP RATE GRAPH - DEPARTURES 03 - RESIDENTIAL P - ASSISTED LIVING CARS

TIME	RATE	%
00:00-01:00		
01:00-02:00		
02:00-03:00		
03:00-04:00		
04:00-05:00		
05:00-06:00		
06:00-07:00		
07:00-08:00	0.070	5.8
08:00-09:00	0.070	5.8
09:00-10:00	0.047	3.9
10:00-11:00	0.140	11.5
11:00-12:00	0.070	5.8
12:00-13:00	0.070	5.8
13:00-14:00	0.116	9.6
14:00-15:00	0.140	11.5
15:00-16:00	0.070	5.8
16:00-17:00	0.140	11.5
17:00-18:00	0.140	11.5
18:00-19:00	0.140	11.5
19:00-20:00		
20:00-21:00		
21:00-22:00		
22:00-23:00		
23:00-24:00		

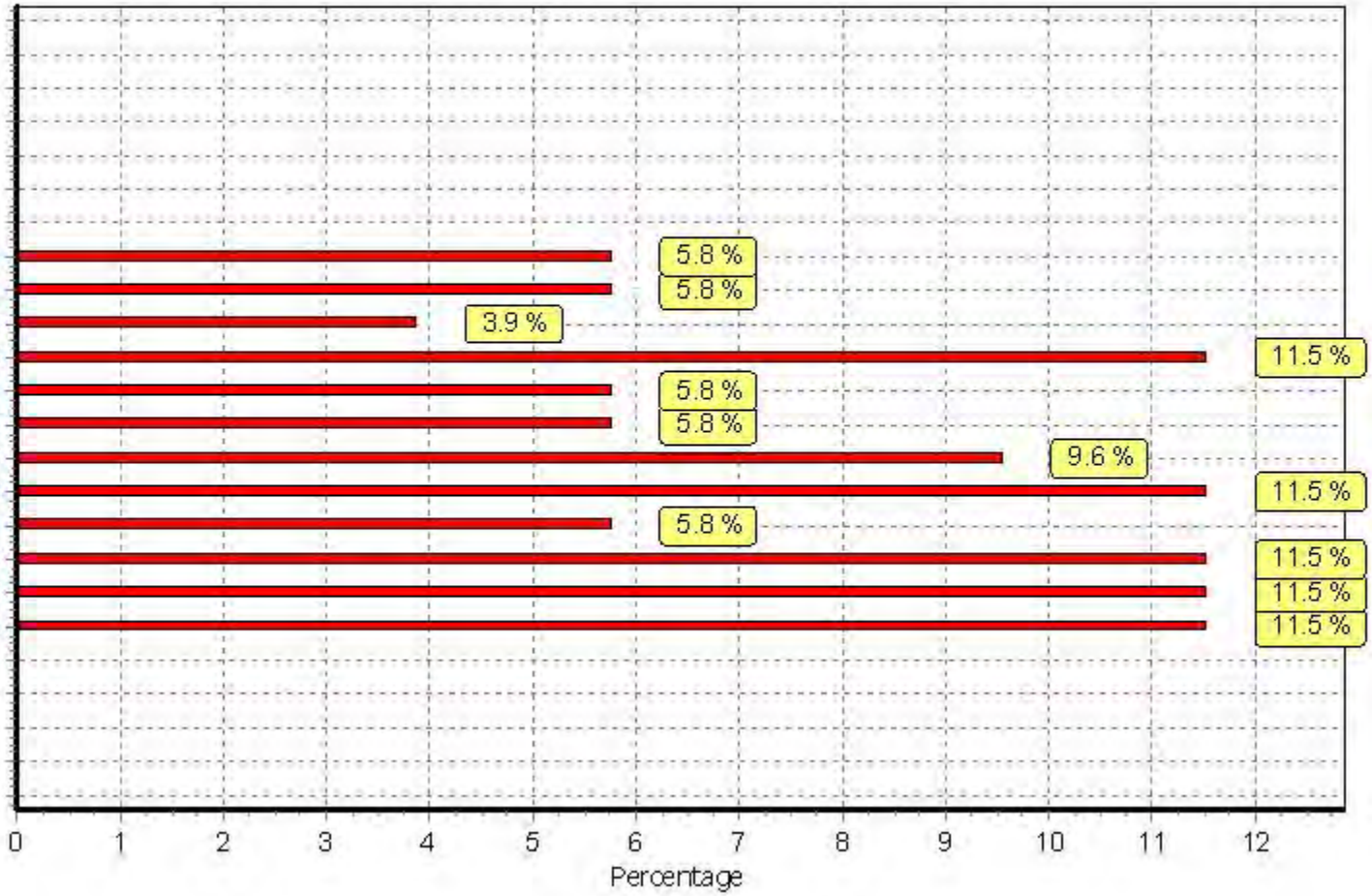

This graph is a visual representation of the trip rate calculation results screen. The same time periods and trip rates are displayed, but in addition there is an additional column showing the percentage of the total trip rate by individual time period, allowing peak periods to be easily identified through observation. Note that the type of count and the selected direction is shown at the top of the graph.

TRIP RATE GRAPH - TOTALS 03 - RESIDENTIAL P - ASSISTED LIVING CARS

TIME	RATE	%
00:00-01:00		
01:00-02:00		
02:00-03:00		
03:00-04:00		
04:00-05:00		
05:00-06:00		
06:00-07:00		
07:00-08:00	0.117	4.8
08:00-09:00	0.117	4.8
09:00-10:00	0.094	3.9
10:00-11:00	0.233	9.6
11:00-12:00	0.117	4.8
12:00-13:00	0.256	10.6
13:00-14:00	0.209	8.6
14:00-15:00	0.280	11.5
15:00-16:00	0.233	9.6
16:00-17:00	0.256	10.6
17:00-18:00	0.233	9.6
18:00-19:00	0.280	11.5
19:00-20:00		
20:00-21:00		
21:00-22:00		
22:00-23:00		
23:00-24:00		

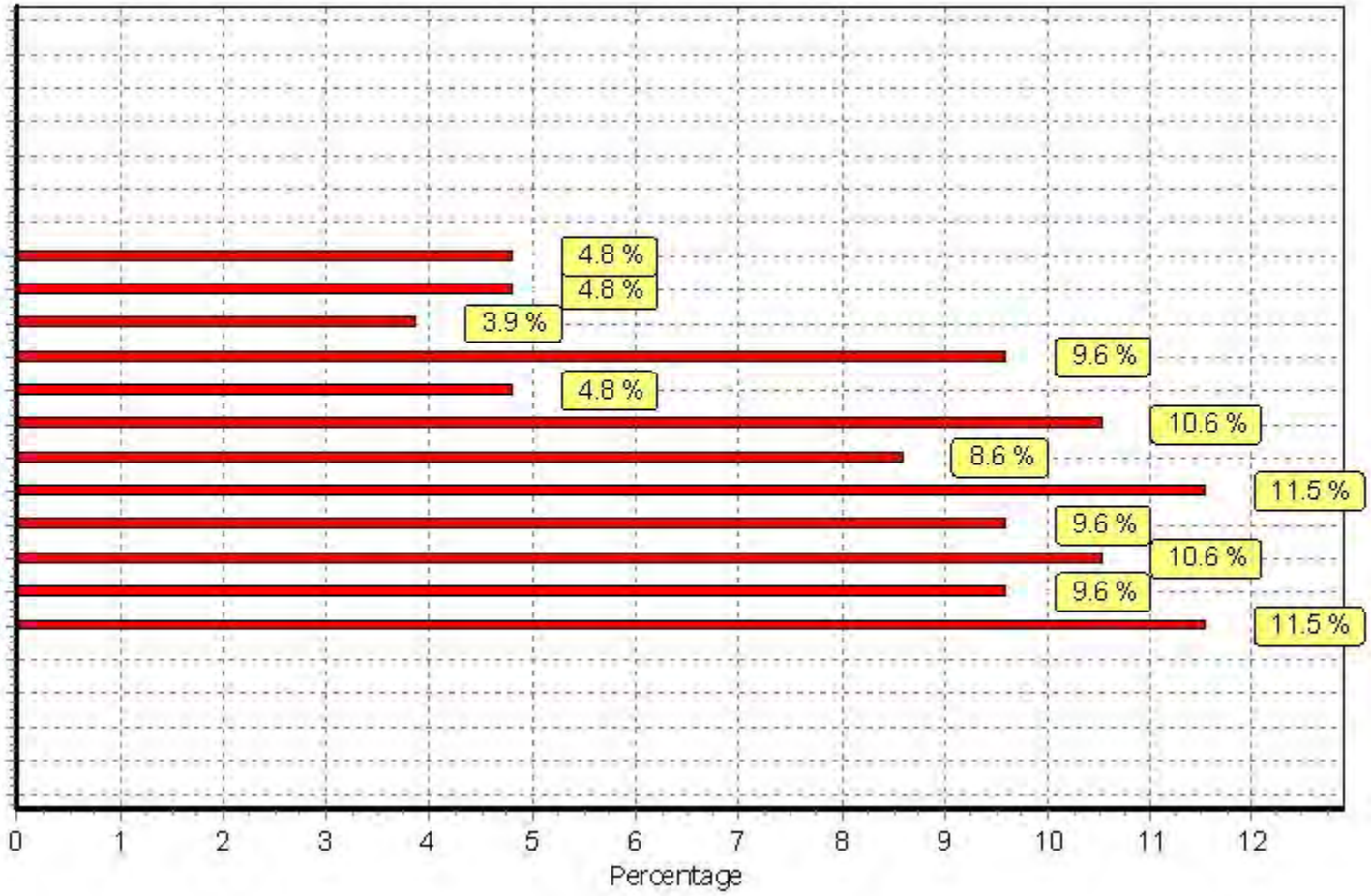

This graph is a visual representation of the trip rate calculation results screen. The same time periods and trip rates are displayed, but in addition there is an additional column showing the percentage of the total trip rate by individual time period, allowing peak periods to be easily identified through observation. Note that the type of count and the selected direction is shown at the top of the graph.

TRIP RATE for Land Use 03 - RESIDENTIAL/P - ASSISTED LIVING
LGVS
Calculation factor: 1 DWELLS
BOLD print indicates peak (busiest) period

	ARRIVALS			DEPARTURES			TOTALS		
Time Range	No. Days	Ave. DWELLS	Trip Rate	No. Days	Ave. DWELLS	Trip Rate	No. Days	Ave. DWELLS	Trip Rate
00:00 - 01:00									
01:00 - 02:00									
02:00 - 03:00									
03:00 - 04:00									
04:00 - 05:00									
05:00 - 06:00									
06:00 - 07:00									
07:00 - 08:00	2	22	0.000	2	22	0.000	2	22	0.000
08:00 - 09:00	2	22	0.000	2	22	0.000	2	22	0.000
09:00 - 10:00	2	22	0.000	2	22	0.000	2	22	0.000
10:00 - 11:00	2	22	0.023	2	22	0.000	2	22	0.023
11:00 - 12:00	2	22	0.000	2	22	0.000	2	22	0.000
12:00 - 13:00	2	22	0.000	2	22	0.000	2	22	0.000
13:00 - 14:00	2	22	0.000	2	22	0.000	2	22	0.000
14:00 - 15:00	2	22	0.000	2	22	0.000	2	22	0.000
15:00 - 16:00	2	22	0.000	2	22	0.023	2	22	0.023
16:00 - 17:00	2	22	0.023	2	22	0.023	2	22	0.046
17:00 - 18:00	2	22	0.000	2	22	0.000	2	22	0.000
18:00 - 19:00	2	22	0.000	2	22	0.000	2	22	0.000
19:00 - 20:00									
20:00 - 21:00									
21:00 - 22:00									
22:00 - 23:00									
23:00 - 24:00									
Total Rates:			0.046			0.046			0.092

This section displays the trip rate results based on the selected set of surveys and the selected count type (shown just above the table). It is split by three main columns, representing arrivals trips, departures trips, and total trips (arrivals plus departures). Within each of these main columns are three sub-columns. These display the number of survey days where count data is included (per time period), the average value of the selected trip rate calculation parameter (per time period), and the trip rate result (per time period). Total trip rates (the sum of the column) are also displayed at the foot of the table.

*To obtain a trip rate, the average (mean) trip rate parameter value (TRP) is first calculated for all selected survey days that have count data available for the stated time period. The average (mean) number of arrivals, departures or totals (whichever applies) is also calculated (COUNT) for all selected survey days that have count data available for the stated time period. Then, the average count is divided by the average trip rate parameter value, and multiplied by the stated calculation factor (shown just above the table and abbreviated here as FACT). So, the method is: COUNT/TRP*FACT. Trip rates are then rounded to 3 decimal places.*

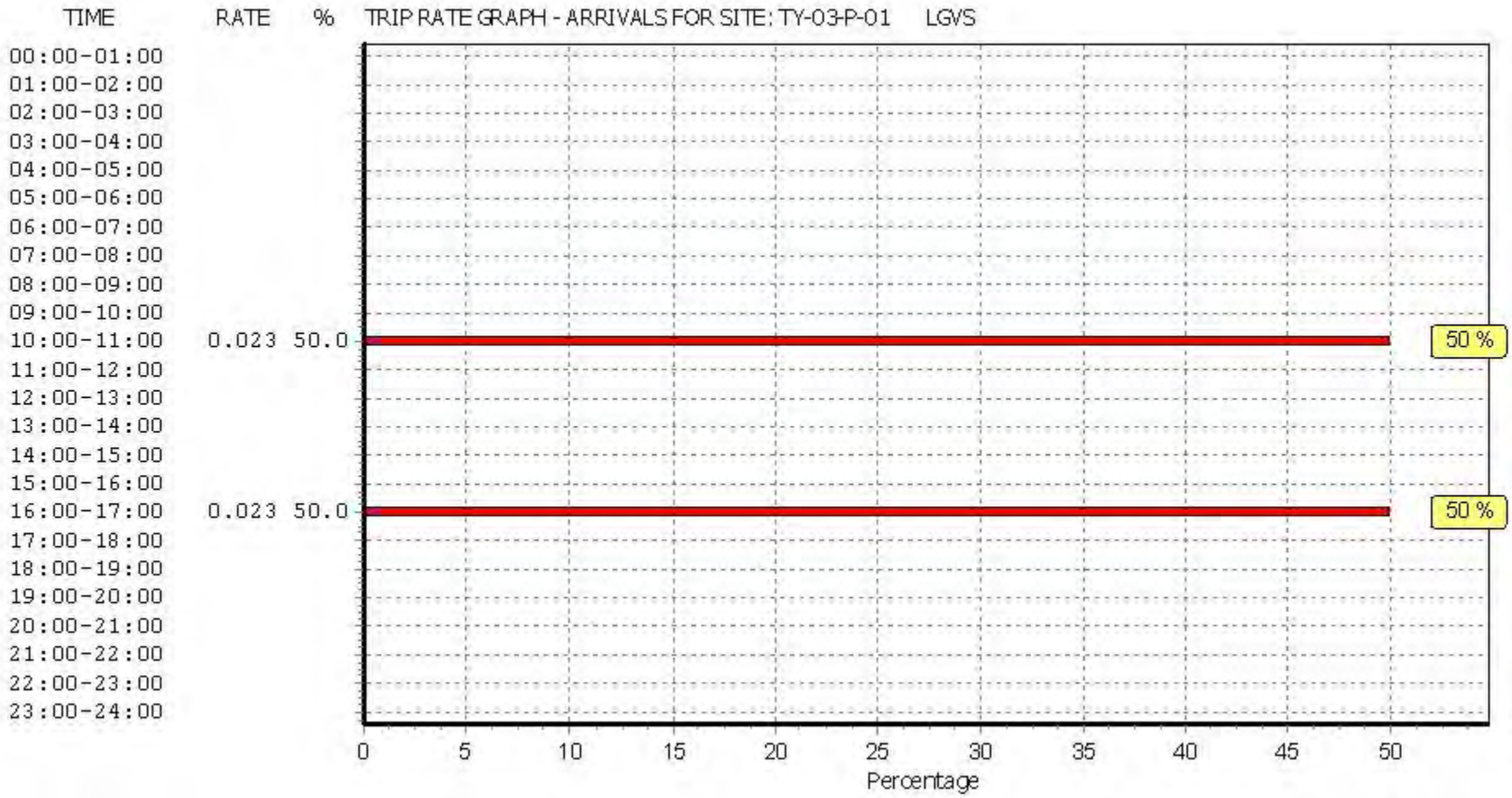

This graph is a visual representation of the trip rate calculation results screen. The same time periods and trip rates are displayed, but in addition there is an additional column showing the percentage of the total trip rate by individual time period, allowing peak periods to be easily identified through observation. Note that the type of count and the selected direction is shown at the top of the graph.

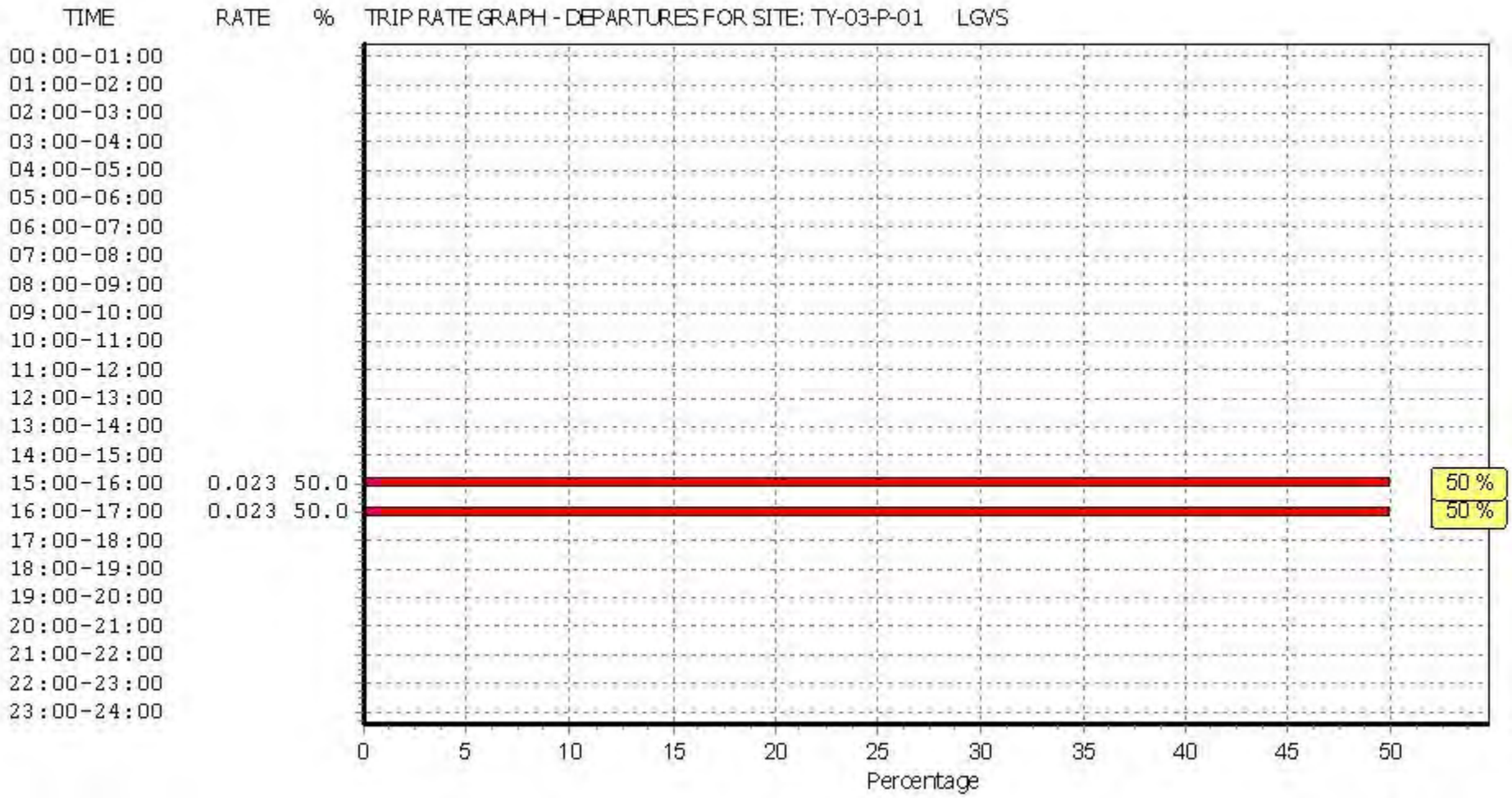

This graph is a visual representation of the trip rate calculation results screen. The same time periods and trip rates are displayed, but in addition there is an additional column showing the percentage of the total trip rate by individual time period, allowing peak periods to be easily identified through observation. Note that the type of count and the selected direction is shown at the top of the graph.

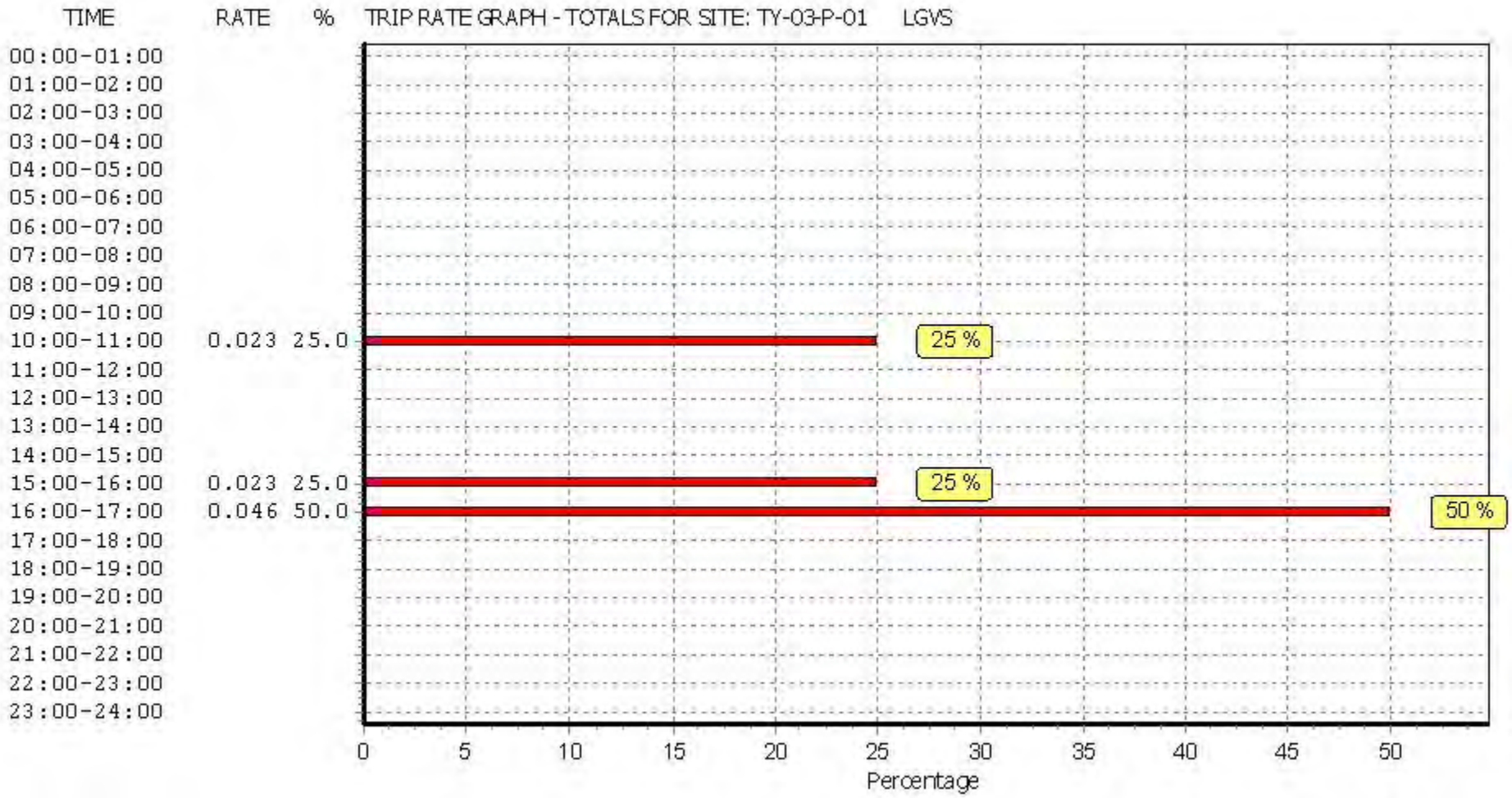

This graph is a visual representation of the trip rate calculation results screen. The same time periods and trip rates are displayed, but in addition there is an additional column showing the percentage of the total trip rate by individual time period, allowing peak periods to be easily identified through observation. Note that the type of count and the selected direction is shown at the top of the graph.

Calculation Reference: AUDIT-807401-191024-1029

TRIP RATE CALCULATION SELECTION PARAMETERS:

Land Use : 04 - EDUCATION
Category : D - NURSERY
VEHICLES

Selected regions and areas:

03	SOUTH WEST		
	WL	WILTSHIRE	1 days
04	EAST ANGLIA		
	CA	CAMBRIDGESHIRE	1 days
05	EAST MIDLANDS		
	DS	DERBYSHIRE	1 days
	LE	LEICESTERSHIRE	1 days
	LN	LINCOLNSHIRE	1 days
	NR	NORTHAMPTONSHIRE	1 days
06	WEST MIDLANDS		
	WK	WARWICKSHIRE	1 days
09	NORTH		
	TV	TEES VALLEY	1 days
	TW	TYNE & WEAR	2 days

This section displays the number of survey days per TRICS® sub-region in the selected set

Secondary Filtering selection:

This data displays the chosen trip rate parameter and its selected range. Only sites that fall within the parameter range are included in the trip rate calculation.

Parameter: Number of pupils
Actual Range: 21 to 110 (units:)
Range Selected by User: 21 to 100 (units:)

Parking Spaces Range: All Surveys Included

Public Transport Provision:
Selection by: Include all surveys

Date Range: 01/01/10 to 23/10/19

This data displays the range of survey dates selected. Only surveys that were conducted within this date range are included in the trip rate calculation.

Selected survey days:

Tuesday	3 days
Wednesday	2 days
Thursday	3 days
Friday	2 days

This data displays the number of selected surveys by day of the week.

Selected survey types:

Manual count	10 days
Directional ATC Count	0 days

This data displays the number of manual classified surveys and the number of unclassified ATC surveys, the total adding up to the overall number of surveys in the selected set. Manual surveys are undertaken using staff, whilst ATC surveys are undertaking using machines.

Selected Locations:

Suburban Area (PPS6 Out of Centre)	6
Edge of Town	4

This data displays the number of surveys per main location category within the selected set. The main location categories consist of Free Standing, Edge of Town, Suburban Area, Neighbourhood Centre, Edge of Town Centre, Town Centre and Not Known.

Selected Location Sub Categories:

Residential Zone	10

This data displays the number of surveys per location sub-category within the selected set. The location sub-categories consist of Commercial Zone, Industrial Zone, Development Zone, Residential Zone, Retail Zone, Built-Up Zone, Village, Out of Town, High Street and No Sub Category.

Secondary Filtering selection:

Use Class:

D1	10 days

This data displays the number of surveys per Use Class classification within the selected set. The Use Classes Order 2005 has been used for this purpose, which can be found within the Library module of TRICS®.

Population within 1 mile:

5,001 to 10,000	1 days
15,001 to 20,000	3 days
20,001 to 25,000	1 days
25,001 to 50,000	5 days

This data displays the number of selected surveys within stated 1-mile radii of population.

Population within 5 miles:

50,001 to 75,000	1 days
75,001 to 100,000	2 days
125,001 to 250,000	3 days
250,001 to 500,000	4 days

This data displays the number of selected surveys within stated 5-mile radii of population.

Car ownership within 5 miles:

0.5 or Less	1 days
0.6 to 1.0	3 days
1.1 to 1.5	5 days
2.1 to 2.5	1 days

This data displays the number of selected surveys within stated ranges of average cars owned per residential dwelling, within a radius of 5-miles of selected survey sites.

Travel Plan:

No	10 days

This data displays the number of surveys within the selected set that were undertaken at sites with Travel Plans in place, and the number of surveys that were undertaken at sites without Travel Plans.

PTAL Rating:

No PTAL Present	10 days

This data displays the number of selected surveys with PTAL Ratings.

LIST OF SITES relevant to selection parameters

1 CA-04-D-02 NURSERY CAMBRIDGESHIRE
EASTFIELD ROAD
PETERBOROUGH

Suburban Area (PPS6 Out of Centre)
Residential Zone
Total Number of pupils: 50
Survey date: TUESDAY *18/10/16* *Survey Type: MANUAL*

2 DS-04-D-02 NURSERY DERBYSHIRE
MAXWELL AVENUE
DERBY
DARLEY ABBEY
Edge of Town
Residential Zone
Total Number of pupils: 54
Survey date: THURSDAY *12/07/18* *Survey Type: MANUAL*

3 LE-04-D-01 NURSERY LEICESTERSHIRE
WIGSTON ROAD
LEICESTER
OADBY
Edge of Town
Residential Zone
Total Number of pupils: 80
Survey date: THURSDAY *30/10/14* *Survey Type: MANUAL*

4 LN-04-D-01 NURSERY LINCOLNSHIRE
NEWARK ROAD
LINCOLN
SWALLOW BECK
Suburban Area (PPS6 Out of Centre)
Residential Zone
Total Number of pupils: 49
Survey date: TUESDAY *31/10/17* *Survey Type: MANUAL*

5 NR-04-D-02 NURSERY NORTHAMPTONSHIRE
PARK AVENUE
KETTERING

Suburban Area (PPS6 Out of Centre)
Residential Zone
Total Number of pupils: 21
Survey date: WEDNESDAY *26/09/12* *Survey Type: MANUAL*

6 TV-04-D-01 NURSERY TEES VALLEY
COTSWOLD DRIVE
REDCAR

Edge of Town
Residential Zone
Total Number of pupils: 25
Survey date: FRIDAY *19/05/17* *Survey Type: MANUAL*

7 TW-04-D-02 NURSERY TYNE & WEAR
ETTRICK GROVE
SUNDERLAND
HIGH BARNES
Suburban Area (PPS6 Out of Centre)
Residential Zone
Total Number of pupils: 110
Survey date: WEDNESDAY *28/11/12* *Survey Type: MANUAL*

8 TW-04-D-03 NURSERY TYNE & WEAR
JUBILEE ROAD
NEWCASTLE UPON TYNE
GOSFORTH
Suburban Area (PPS6 Out of Centre)
Residential Zone
Total Number of pupils: 108
Survey date: TUESDAY *21/05/19* *Survey Type: MANUAL*

9 WK-04-D-01 NURSERY WARWICKSHIRE
THE RIDGEWAY
STRATFORD UPON AVON

Edge of Town
Residential Zone
Total Number of pupils: 61
Survey date: FRIDAY *29/06/18* *Survey Type: MANUAL*

LIST OF SITES relevant to selection parameters (Cont.)

10 WL-04-D-01 NURSERY WILTSHIRE
SHREWSBURY ROAD
SWINDON
WALCOT
Suburban Area (PPS6 Out of Centre)
Residential Zone
Total Number of pupils: 75
Survey date: THURSDAY 22/09/16 Survey Type: MANUAL

This section provides a list of all survey sites and days in the selected set. For each individual survey site, it displays a unique site reference code and site address, the selected trip rate calculation parameter and its value, the day of the week and date of each survey, and whether the survey was a manual classified count or an ATC count.

TRIP RATE for Land Use 04 - EDUCATION/D - NURSERY
VEHICLES
Calculation factor: 1
BOLD print indicates peak (busiest) period

	ARRIVALS			DEPARTURES			TOTALS		
Time Range	No. Days	Ave. PUPILS	Trip Rate	No. Days	Ave. PUPILS	Trip Rate	No. Days	Ave. PUPILS	Trip Rate
00:00 - 01:00									
01:00 - 02:00									
02:00 - 03:00									
03:00 - 04:00									
04:00 - 05:00									
05:00 - 06:00									
06:00 - 07:00	1	50	0.000	1	50	0.000	1	50	0.000
07:00 - 08:00	10	63	0.134	10	63	0.063	10	63	0.197
08:00 - 09:00	10	63	0.197	10	63	0.152	10	63	0.349
09:00 - 10:00	10	63	0.098	10	63	0.081	10	63	0.179
10:00 - 11:00	10	63	0.041	10	63	0.021	10	63	0.062
11:00 - 12:00	10	63	0.044	10	63	0.036	10	63	0.080
12:00 - 13:00	10	63	0.058	10	63	0.085	10	63	0.143
13:00 - 14:00	10	63	0.047	10	63	0.073	10	63	0.120
14:00 - 15:00	10	63	0.039	10	63	0.044	10	63	0.083
15:00 - 16:00	10	63	0.077	10	63	0.084	10	63	0.161
16:00 - 17:00	10	63	0.100	10	63	0.114	10	63	0.214
17:00 - 18:00	10	63	0.137	10	63	0.177	10	63	0.314
18:00 - 19:00	9	68	0.015	9	68	0.053	9	68	0.068
19:00 - 20:00	1	50	0.000	1	50	0.000	1	50	0.000
20:00 - 21:00									
21:00 - 22:00									
22:00 - 23:00									
23:00 - 24:00									
Total Rates:			0.987			0.983			1.970

This section displays the trip rate results based on the selected set of surveys and the selected count type (shown just above the table). It is split by three main columns, representing arrivals trips, departures trips, and total trips (arrivals plus departures). Within each of these main columns are three sub-columns. These display the number of survey days where count data is included (per time period), the average value of the selected trip rate calculation parameter (per time period), and the trip rate result (per time period). Total trip rates (the sum of the column) are also displayed at the foot of the table.

*To obtain a trip rate, the average (mean) trip rate parameter value (TRP) is first calculated for all selected survey days that have count data available for the stated time period. The average (mean) number of arrivals, departures or totals (whichever applies) is also calculated (COUNT) for all selected survey days that have count data available for the stated time period. Then, the average count is divided by the average trip rate parameter value, and multiplied by the stated calculation factor (shown just above the table and abbreviated here as FACT). So, the method is: COUNT/TRP*FACT. Trip rates are then rounded to 3 decimal places.*

The survey data, graphs and all associated supporting information, contained within the TRICS Database are published by TRICS Consortium Limited ("the Company") and the Company claims copyright and database rights in this published work. The Company authorises those who possess a current TRICS licence to access the TRICS Database and copy the data contained within the TRICS Database for the licence holders' use only. Any resulting copy must retain all copyrights and other proprietary notices, and any disclaimer contained thereon.

The Company accepts no responsibility for loss which may arise from reliance on data contained in the TRICS Database. [No warranty of any kind, express or implied, is made as to the data contained in the TRICS Database.]

Parameter summary

Trip rate parameter range selected:	21 - 110 (units:)
Survey date date range:	01/01/10 - 23/10/19
Number of weekdays (Monday-Friday):	10
Number of Saturdays:	0
Number of Sundays:	0
Surveys automatically removed from selection:	0
Surveys manually removed from selection:	0

This section displays a quick summary of some of the data filtering selections made by the TRICS® user. The trip rate calculation parameter range of all selected surveys is displayed first, followed by the range of minimum and maximum survey dates selected by the user. Then, the total number of selected weekdays and weekend days in the selected set of surveys are show. Finally, the number of survey days that have been manually removed from the selected set outside of the standard filtering procedure are displayed.

TRIP RATE GRAPH - ARRIVALS 04 - EDUCATION D - NURSERY VEHICLES

TIME	RATE	%
00:00-01:00		
01:00-02:00		
02:00-03:00		
03:00-04:00		
04:00-05:00		
05:00-06:00		
06:00-07:00		
07:00-08:00	0.134	13.6
08:00-09:00	0.197	20.0
09:00-10:00	0.098	9.9
10:00-11:00	0.041	4.2
11:00-12:00	0.044	4.5
12:00-13:00	0.058	5.9
13:00-14:00	0.047	4.8
14:00-15:00	0.039	4.0
15:00-16:00	0.077	7.8
16:00-17:00	0.100	10.1
17:00-18:00	0.137	13.9
18:00-19:00	0.015	1.5
19:00-20:00		
20:00-21:00		
21:00-22:00		
22:00-23:00		
23:00-24:00		

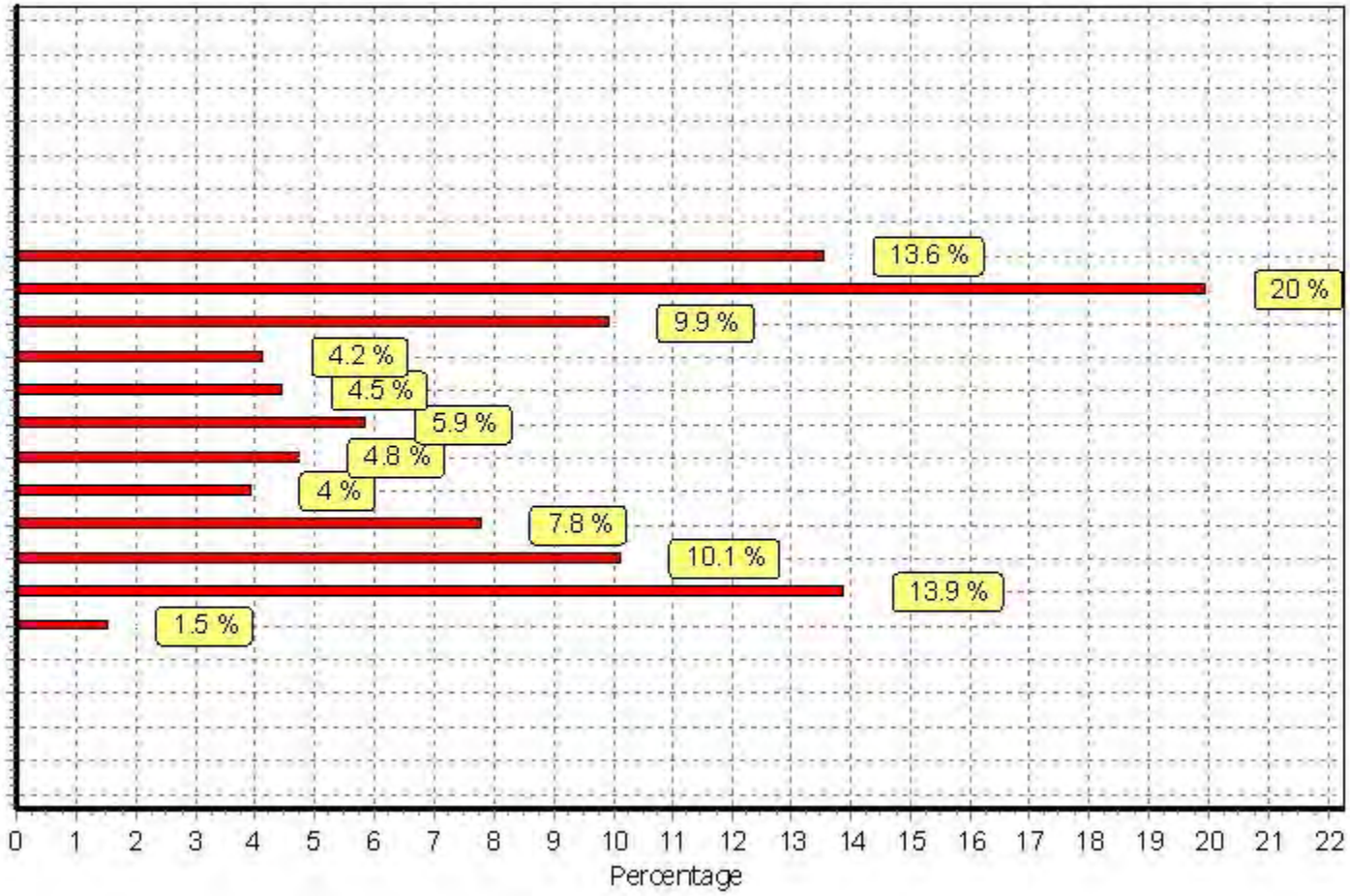

This graph is a visual representation of the trip rate calculation results screen. The same time periods and trip rates are displayed, but in addition there is an additional column showing the percentage of the total trip rate by individual time period, allowing peak periods to be easily identified through observation. Note that the type of count and the selected direction is shown at the top of the graph.

TRIP RATE GRAPH - DEPARTURES 04 - EDUCATION D - NURSERY VEHICLES

TIME	RATE	%
00:00-01:00		
01:00-02:00		
02:00-03:00		
03:00-04:00		
04:00-05:00		
05:00-06:00		
06:00-07:00		
07:00-08:00	0.063	6.4
08:00-09:00	0.152	15.5
09:00-10:00	0.081	8.2
10:00-11:00	0.021	2.1
11:00-12:00	0.036	3.7
12:00-13:00	0.085	8.6
13:00-14:00	0.073	7.4
14:00-15:00	0.044	4.5
15:00-16:00	0.084	8.5
16:00-17:00	0.114	11.6
17:00-18:00	0.177	18.0
18:00-19:00	0.053	5.4
19:00-20:00		
20:00-21:00		
21:00-22:00		
22:00-23:00		
23:00-24:00		

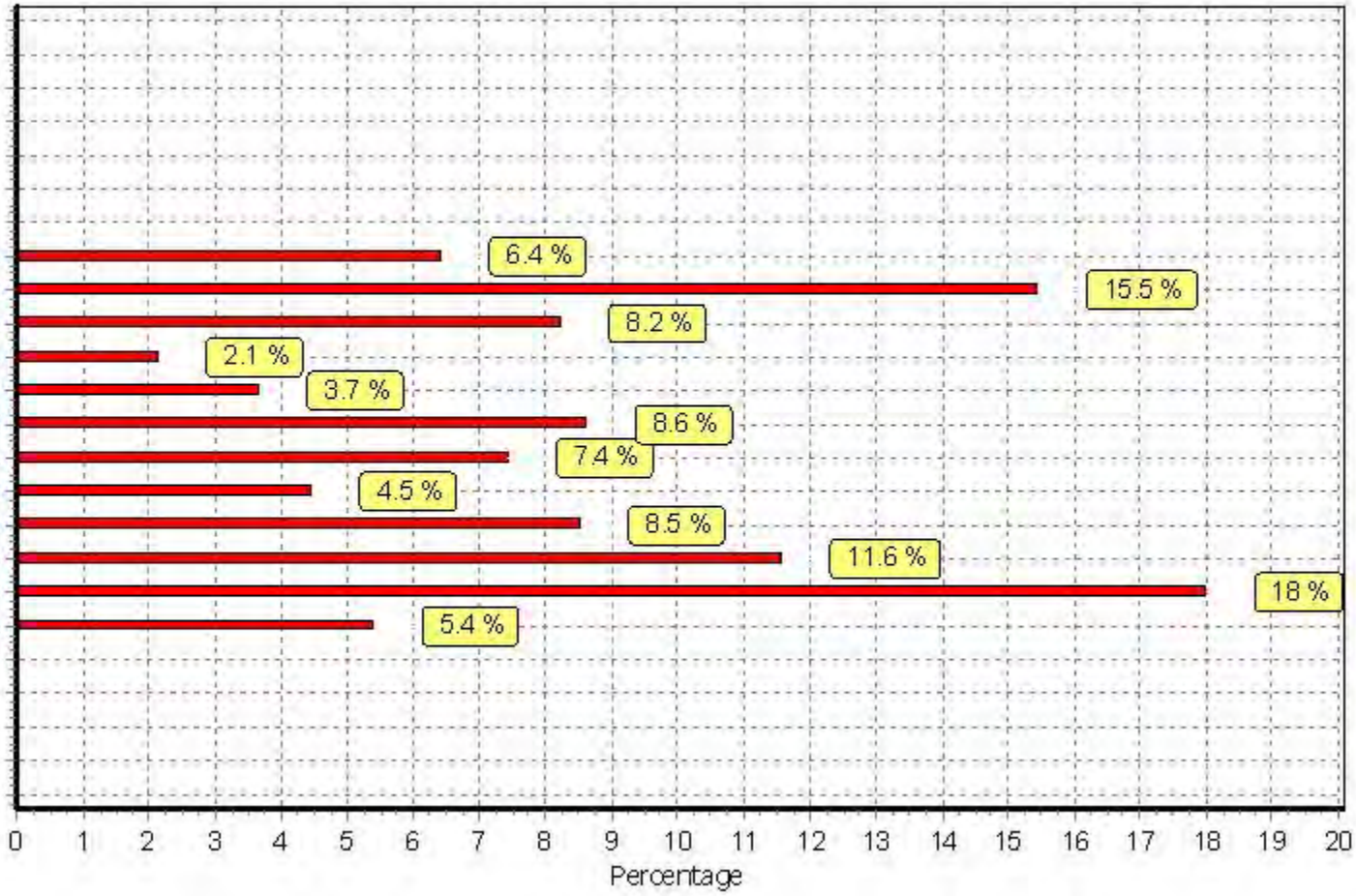

This graph is a visual representation of the trip rate calculation results screen. The same time periods and trip rates are displayed, but in addition there is an additional column showing the percentage of the total trip rate by individual time period, allowing peak periods to be easily identified through observation. Note that the type of count and the selected direction is shown at the top of the graph.

TRIP RATE GRAPH - TOTALS 04 - EDUCATION D - NURSERY VEHICLES

TIME	RATE	%
00:00-01:00		
01:00-02:00		
02:00-03:00		
03:00-04:00		
04:00-05:00		
05:00-06:00		
06:00-07:00		
07:00-08:00	0.197	10.0
08:00-09:00	0.349	17.7
09:00-10:00	0.179	9.1
10:00-11:00	0.062	3.1
11:00-12:00	0.080	4.1
12:00-13:00	0.143	7.3
13:00-14:00	0.120	6.1
14:00-15:00	0.083	4.2
15:00-16:00	0.161	8.2
16:00-17:00	0.214	10.9
17:00-18:00	0.314	15.9
18:00-19:00	0.068	3.5
19:00-20:00		
20:00-21:00		
21:00-22:00		
22:00-23:00		
23:00-24:00		

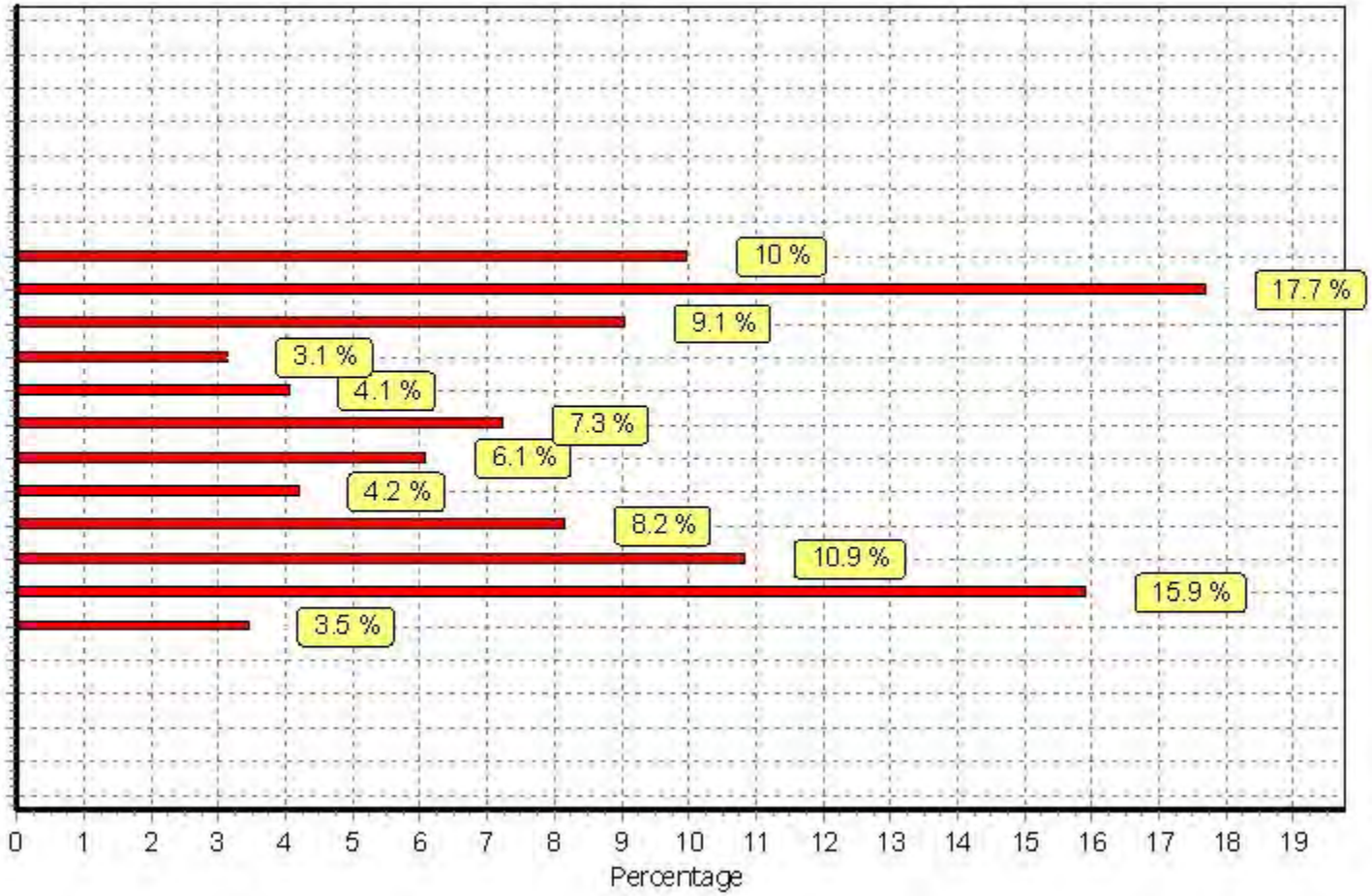

This graph is a visual representation of the trip rate calculation results screen. The same time periods and trip rates are displayed, but in addition there is an additional column showing the percentage of the total trip rate by individual time period, allowing peak periods to be easily identified through observation. Note that the type of count and the selected direction is shown at the top of the graph.

TRIP RATE for Land Use 04 - EDUCATION/D - NURSERY
TAXIS
Calculation factor: 1
BOLD print indicates peak (busiest) period

	ARRIVALS			DEPARTURES			TOTALS		
Time Range	No. Days	Ave. PUPILS	Trip Rate	No. Days	Ave. PUPILS	Trip Rate	No. Days	Ave. PUPILS	Trip Rate
00:00 - 01:00									
01:00 - 02:00									
02:00 - 03:00									
03:00 - 04:00									
04:00 - 05:00									
05:00 - 06:00									
06:00 - 07:00	1	50	0.000	1	50	0.000	1	50	0.000
07:00 - 08:00	10	63	0.003	10	63	0.003	10	63	0.006
08:00 - 09:00	10	63	0.005	10	63	0.002	10	63	0.007
09:00 - 10:00	10	63	0.000	10	63	0.003	10	63	0.003
10:00 - 11:00	10	63	0.003	10	63	0.003	10	63	0.006
11:00 - 12:00	10	63	0.000	10	63	0.000	10	63	0.000
12:00 - 13:00	10	63	0.002	10	63	0.002	10	63	0.004
13:00 - 14:00	10	63	0.000	10	63	0.000	10	63	0.000
14:00 - 15:00	10	63	0.003	10	63	0.002	10	63	0.005
15:00 - 16:00	10	63	0.000	10	63	0.002	10	63	0.002
16:00 - 17:00	10	63	0.000	10	63	0.000	10	63	0.000
17:00 - 18:00	10	63	0.000	10	63	0.000	10	63	0.000
18:00 - 19:00	9	68	0.000	9	68	0.000	9	68	0.000
19:00 - 20:00	1	50	0.000	1	50	0.000	1	50	0.000
20:00 - 21:00									
21:00 - 22:00									
22:00 - 23:00									
23:00 - 24:00									
Total Rates:			0.016			0.017			0.033

This section displays the trip rate results based on the selected set of surveys and the selected count type (shown just above the table). It is split by three main columns, representing arrivals trips, departures trips, and total trips (arrivals plus departures). Within each of these main columns are three sub-columns. These display the number of survey days where count data is included (per time period), the average value of the selected trip rate calculation parameter (per time period), and the trip rate result (per time period). Total trip rates (the sum of the column) are also displayed at the foot of the table.

*To obtain a trip rate, the average (mean) trip rate parameter value (TRP) is first calculated for all selected survey days that have count data available for the stated time period. The average (mean) number of arrivals, departures or totals (whichever applies) is also calculated (COUNT) for all selected survey days that have count data available for the stated time period. Then, the average count is divided by the average trip rate parameter value, and multiplied by the stated calculation factor (shown just above the table and abbreviated here as FACT). So, the method is: COUNT/TRP*FACT. Trip rates are then rounded to 3 decimal places.*

TRIP RATE GRAPH - ARRIVALS 04 - EDUCATION D - NURSERY TAXIS

TIME	RATE	%
00:00-01:00		
01:00-02:00		
02:00-03:00		
03:00-04:00		
04:00-05:00		
05:00-06:00		
06:00-07:00		
07:00-08:00	0.003	18.8
08:00-09:00	0.005	31.3
09:00-10:00		
10:00-11:00	0.003	18.8
11:00-12:00		
12:00-13:00	0.002	12.5
13:00-14:00		
14:00-15:00	0.003	18.8
15:00-16:00		
16:00-17:00		
17:00-18:00		
18:00-19:00		
19:00-20:00		
20:00-21:00		
21:00-22:00		
22:00-23:00		
23:00-24:00		

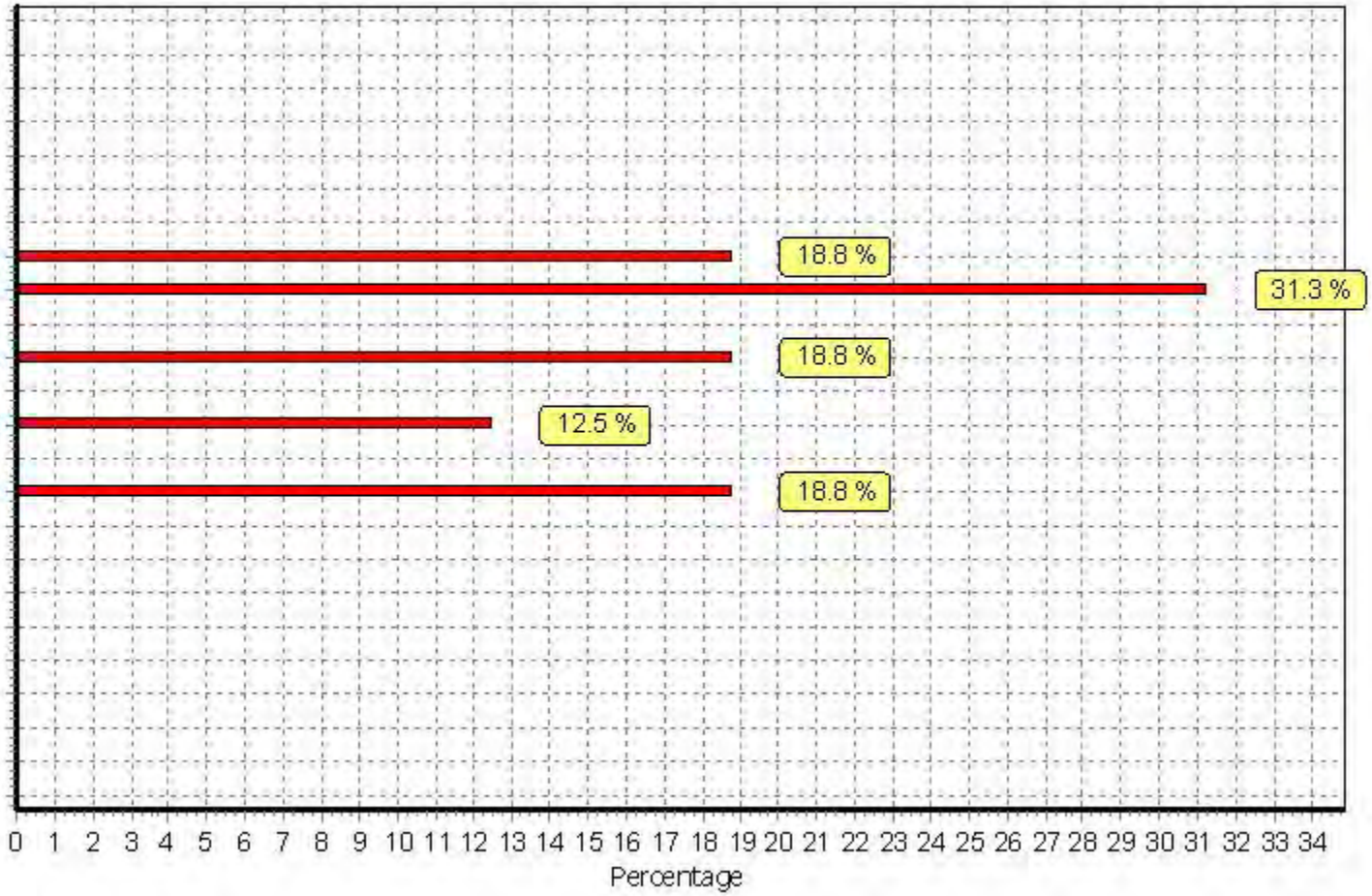

This graph is a visual representation of the trip rate calculation results screen. The same time periods and trip rates are displayed, but in addition there is an additional column showing the percentage of the total trip rate by individual time period, allowing peak periods to be easily identified through observation. Note that the type of count and the selected direction is shown at the top of the graph.

TRIP RATE GRAPH - DEPARTURES 04 - EDUCATION D - NURSERY TAXIS

TIME	RATE	%
00:00-01:00		
01:00-02:00		
02:00-03:00		
03:00-04:00		
04:00-05:00		
05:00-06:00		
06:00-07:00		
07:00-08:00	0.003	17.6
08:00-09:00	0.002	11.8
09:00-10:00	0.003	17.6
10:00-11:00	0.003	17.6
11:00-12:00		
12:00-13:00	0.002	11.8
13:00-14:00		
14:00-15:00	0.002	11.8
15:00-16:00	0.002	11.8
16:00-17:00		
17:00-18:00		
18:00-19:00		
19:00-20:00		
20:00-21:00		
21:00-22:00		
22:00-23:00		
23:00-24:00		

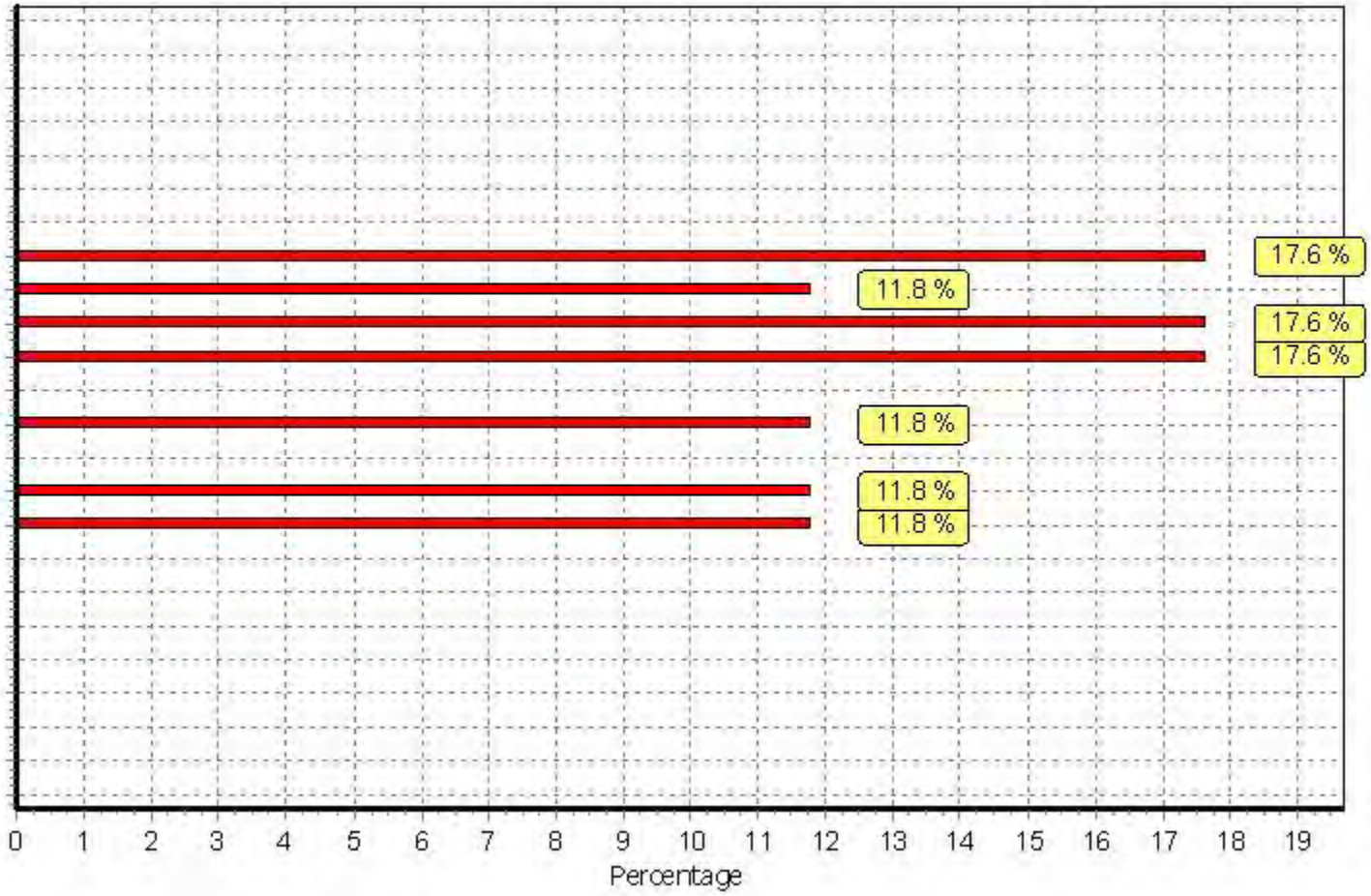

This graph is a visual representation of the trip rate calculation results screen. The same time periods and trip rates are displayed, but in addition there is an additional column showing the percentage of the total trip rate by individual time period, allowing peak periods to be easily identified through observation. Note that the type of count and the selected direction is shown at the top of the graph.

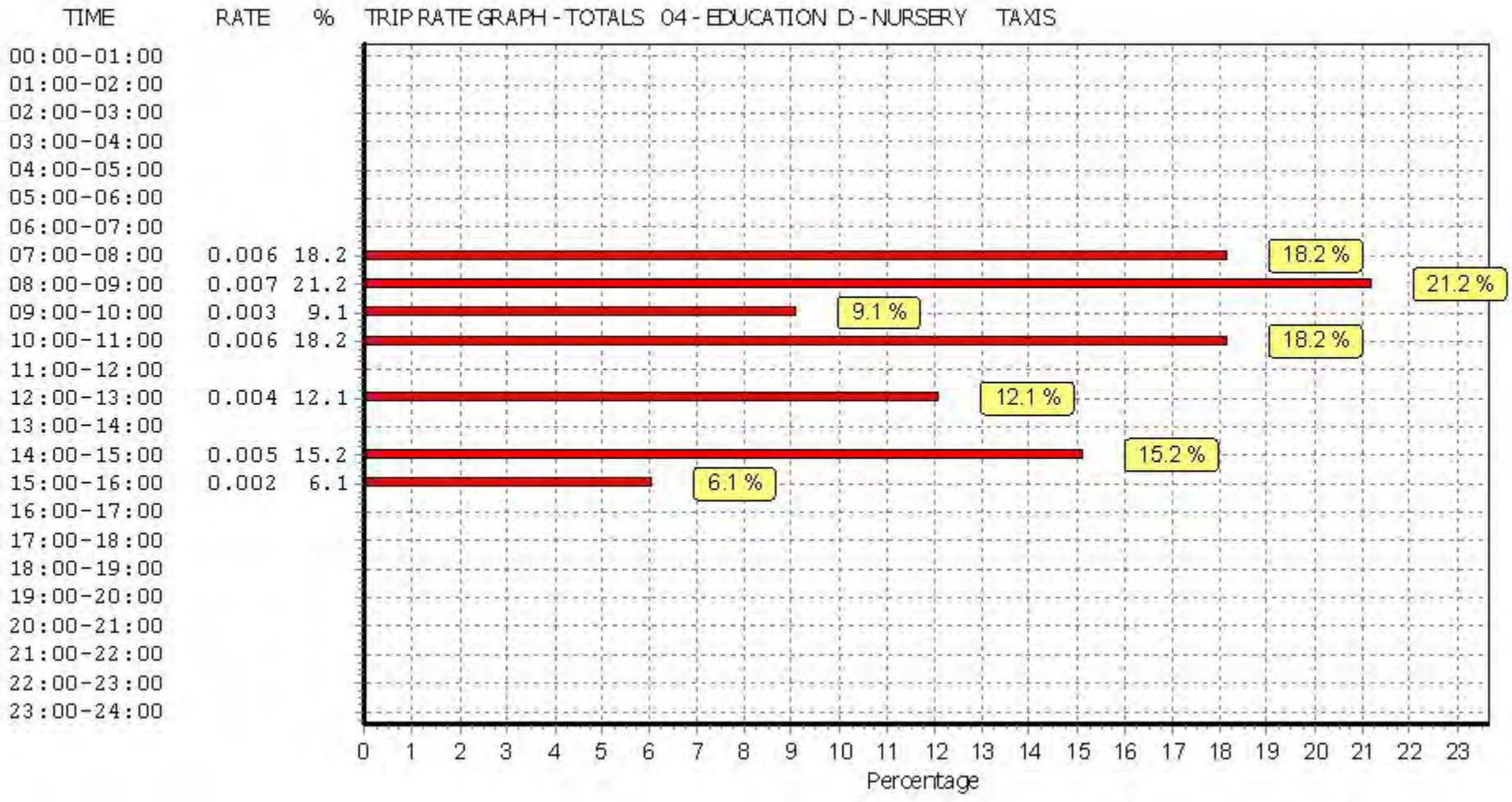

This graph is a visual representation of the trip rate calculation results screen. The same time periods and trip rates are displayed, but in addition there is an additional column showing the percentage of the total trip rate by individual time period, allowing peak periods to be easily identified through observation. Note that the type of count and the selected direction is shown at the top of the graph.

TRIP RATE for Land Use 04 - EDUCATION/D - NURSERY
OGVS
Calculation factor: 1
BOLD print indicates peak (busiest) period

	ARRIVALS			DEPARTURES			TOTALS		
Time Range	No. Days	Ave. PUPILS	Trip Rate	No. Days	Ave. PUPILS	Trip Rate	No. Days	Ave. PUPILS	Trip Rate
00:00 - 01:00									
01:00 - 02:00									
02:00 - 03:00									
03:00 - 04:00									
04:00 - 05:00									
05:00 - 06:00									
06:00 - 07:00	1	50	0.000	1	50	0.000	1	50	0.000
07:00 - 08:00	10	63	0.002	10	63	0.002	10	63	0.004
08:00 - 09:00	10	63	0.000	10	63	0.000	10	63	0.000
09:00 - 10:00	10	63	0.003	10	63	0.003	10	63	0.006
10:00 - 11:00	10	63	0.000	10	63	0.000	10	63	0.000
11:00 - 12:00	10	63	0.002	10	63	0.002	10	63	0.004
12:00 - 13:00	10	63	0.000	10	63	0.000	10	63	0.000
13:00 - 14:00	10	63	0.000	10	63	0.000	10	63	0.000
14:00 - 15:00	10	63	0.000	10	63	0.000	10	63	0.000
15:00 - 16:00	10	63	0.000	10	63	0.000	10	63	0.000
16:00 - 17:00	10	63	0.000	10	63	0.000	10	63	0.000
17:00 - 18:00	10	63	0.000	10	63	0.000	10	63	0.000
18:00 - 19:00	9	68	0.000	9	68	0.000	9	68	0.000
19:00 - 20:00	1	50	0.000	1	50	0.000	1	50	0.000
20:00 - 21:00									
21:00 - 22:00									
22:00 - 23:00									
23:00 - 24:00									
Total Rates:			0.007			0.007			0.014

This section displays the trip rate results based on the selected set of surveys and the selected count type (shown just above the table). It is split by three main columns, representing arrivals trips, departures trips, and total trips (arrivals plus departures). Within each of these main columns are three sub-columns. These display the number of survey days where count data is included (per time period), the average value of the selected trip rate calculation parameter (per time period), and the trip rate result (per time period). Total trip rates (the sum of the column) are also displayed at the foot of the table.

*To obtain a trip rate, the average (mean) trip rate parameter value (TRP) is first calculated for all selected survey days that have count data available for the stated time period. The average (mean) number of arrivals, departures or totals (whichever applies) is also calculated (COUNT) for all selected survey days that have count data available for the stated time period. Then, the average count is divided by the average trip rate parameter value, and multiplied by the stated calculation factor (shown just above the table and abbreviated here as FACT). So, the method is: COUNT/TRP*FACT. Trip rates are then rounded to 3 decimal places.*

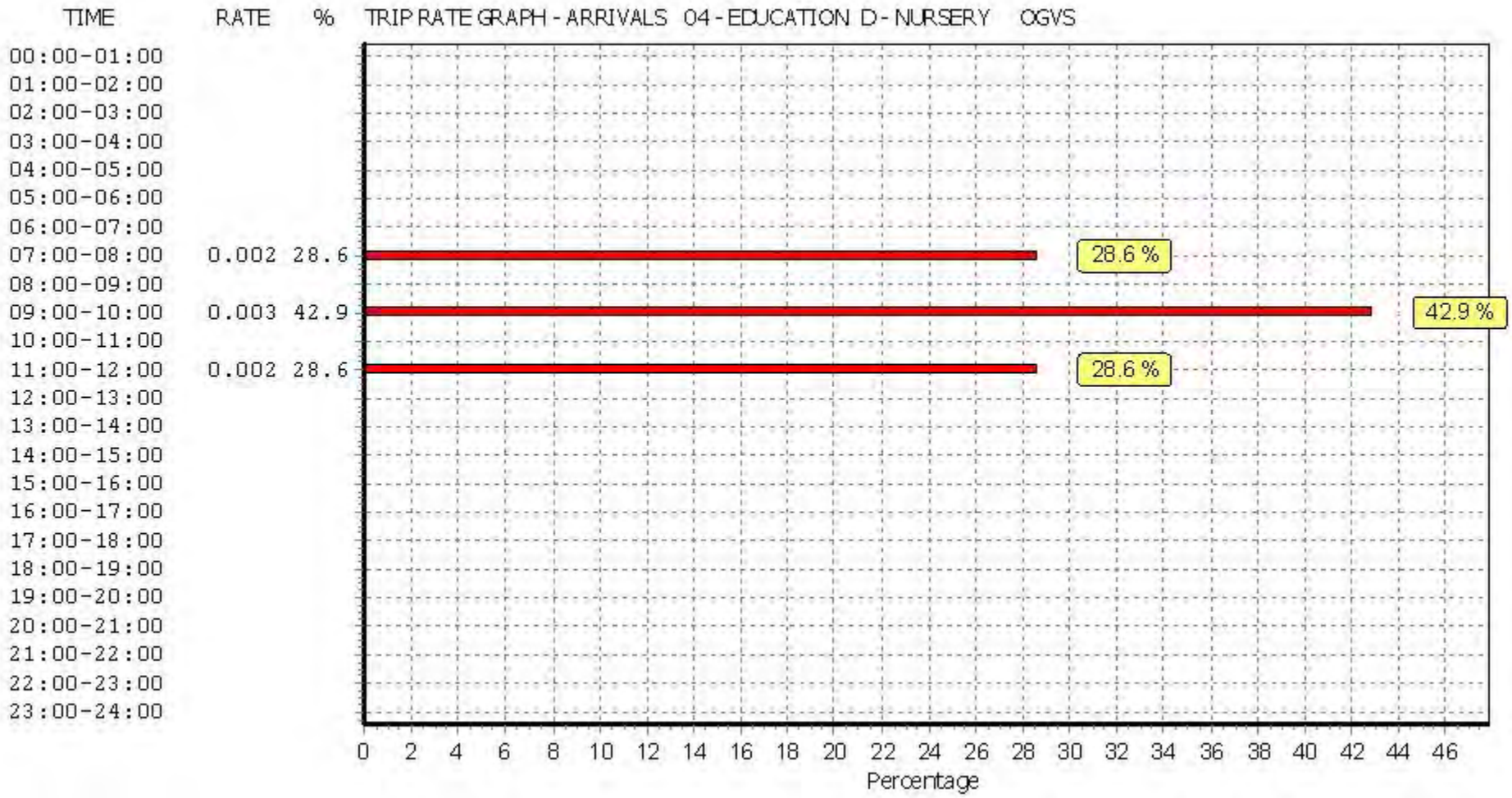

This graph is a visual representation of the trip rate calculation results screen. The same time periods and trip rates are displayed, but in addition there is an additional column showing the percentage of the total trip rate by individual time period, allowing peak periods to be easily identified through observation. Note that the type of count and the selected direction is shown at the top of the graph.

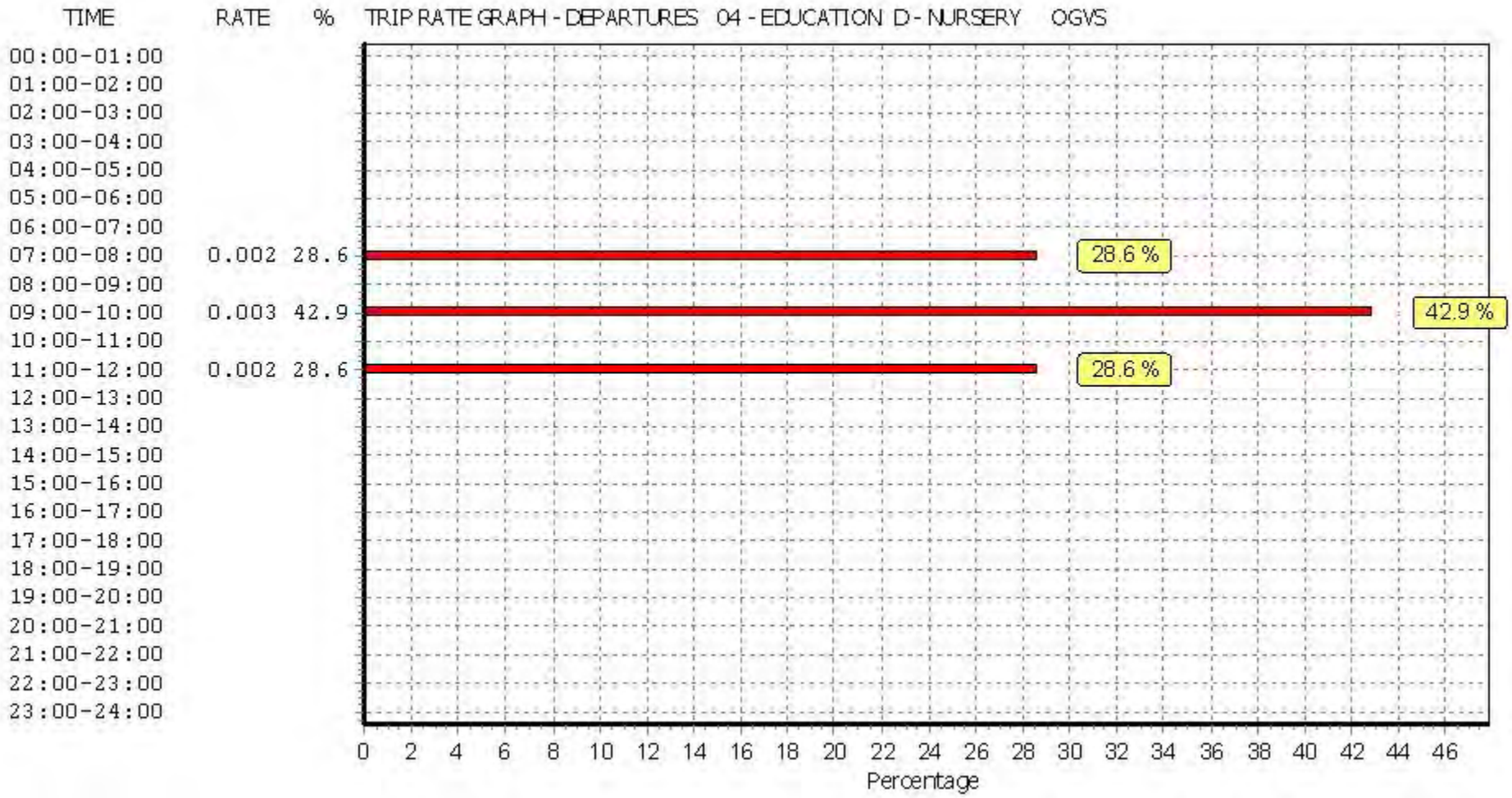

This graph is a visual representation of the trip rate calculation results screen. The same time periods and trip rates are displayed, but in addition there is an additional column showing the percentage of the total trip rate by individual time period, allowing peak periods to be easily identified through observation. Note that the type of count and the selected direction is shown at the top of the graph.

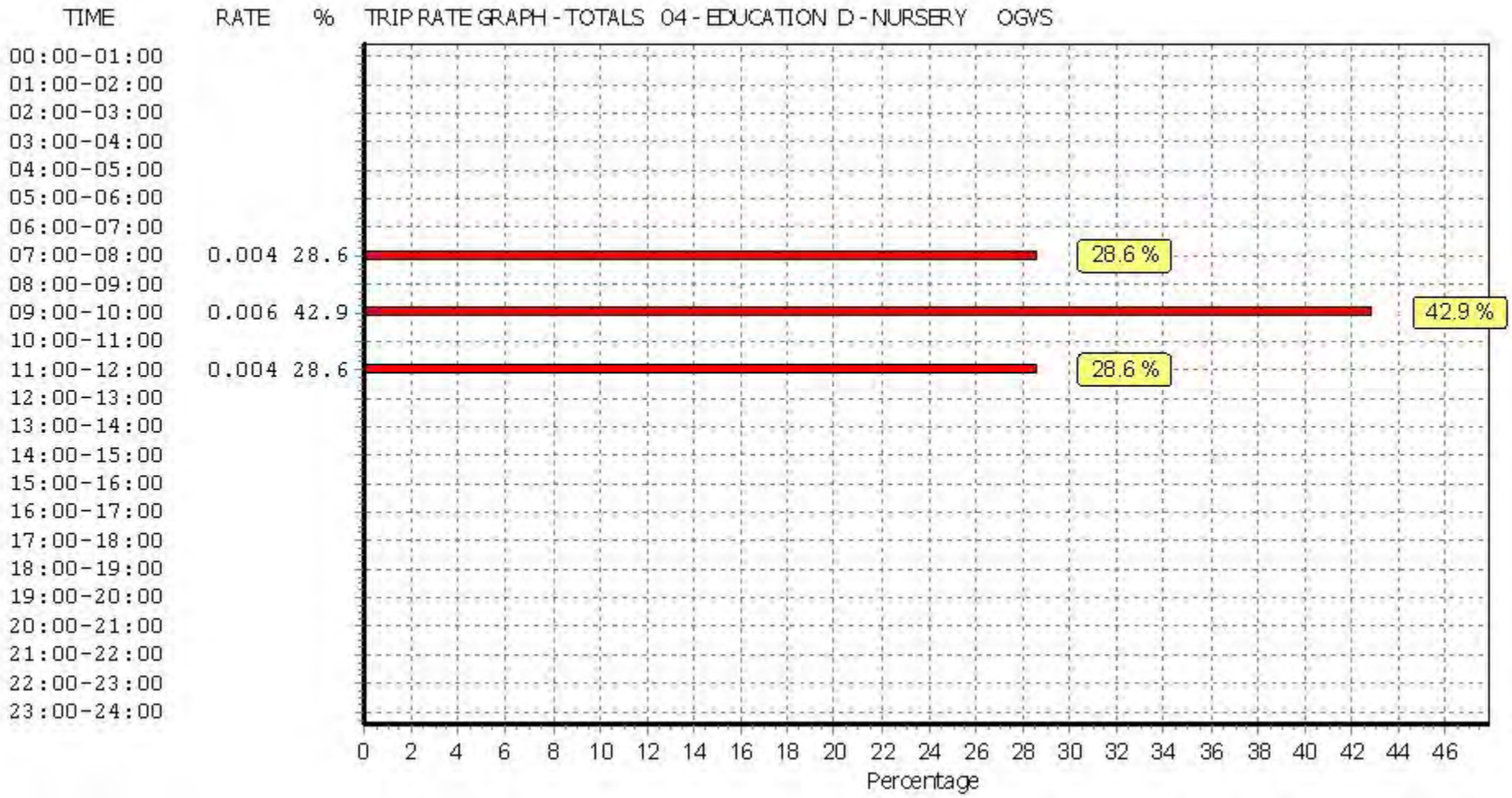

This graph is a visual representation of the trip rate calculation results screen. The same time periods and trip rates are displayed, but in addition there is an additional column showing the percentage of the total trip rate by individual time period, allowing peak periods to be easily identified through observation. Note that the type of count and the selected direction is shown at the top of the graph.

TRIP RATE for Land Use 04 - EDUCATION/D - NURSERY
PSVS
Calculation factor: 1
BOLD print indicates peak (busiest) period

	ARRIVALS			DEPARTURES			TOTALS		
Time Range	No. Days	Ave. PUPILS	Trip Rate	No. Days	Ave. PUPILS	Trip Rate	No. Days	Ave. PUPILS	Trip Rate
00:00 - 01:00									
01:00 - 02:00									
02:00 - 03:00									
03:00 - 04:00									
04:00 - 05:00									
05:00 - 06:00									
06:00 - 07:00	1	50	0.000	1	50	0.000	1	50	0.000
07:00 - 08:00	10	63	0.000	10	63	0.000	10	63	0.000
08:00 - 09:00	10	63	0.002	10	63	0.002	10	63	0.004
09:00 - 10:00	10	63	0.000	10	63	0.000	10	63	0.000
10:00 - 11:00	10	63	0.000	10	63	0.000	10	63	0.000
11:00 - 12:00	10	63	0.000	10	63	0.000	10	63	0.000
12:00 - 13:00	10	63	0.000	10	63	0.000	10	63	0.000
13:00 - 14:00	10	63	0.000	10	63	0.000	10	63	0.000
14:00 - 15:00	10	63	0.000	10	63	0.000	10	63	0.000
15:00 - 16:00	10	63	0.000	10	63	0.000	10	63	0.000
16:00 - 17:00	10	63	0.000	10	63	0.000	10	63	0.000
17:00 - 18:00	10	63	0.000	10	63	0.000	10	63	0.000
18:00 - 19:00	9	68	0.000	9	68	0.000	9	68	0.000
19:00 - 20:00	1	50	0.000	1	50	0.000	1	50	0.000
20:00 - 21:00									
21:00 - 22:00									
22:00 - 23:00									
23:00 - 24:00									
Total Rates:			0.002			0.002			0.004

This section displays the trip rate results based on the selected set of surveys and the selected count type (shown just above the table). It is split by three main columns, representing arrivals trips, departures trips, and total trips (arrivals plus departures). Within each of these main columns are three sub-columns. These display the number of survey days where count data is included (per time period), the average value of the selected trip rate calculation parameter (per time period), and the trip rate result (per time period). Total trip rates (the sum of the column) are also displayed at the foot of the table.

*To obtain a trip rate, the average (mean) trip rate parameter value (TRP) is first calculated for all selected survey days that have count data available for the stated time period. The average (mean) number of arrivals, departures or totals (whichever applies) is also calculated (COUNT) for all selected survey days that have count data available for the stated time period. Then, the average count is divided by the average trip rate parameter value, and multiplied by the stated calculation factor (shown just above the table and abbreviated here as FACT). So, the method is: COUNT/TRP*FACT. Trip rates are then rounded to 3 decimal places.*

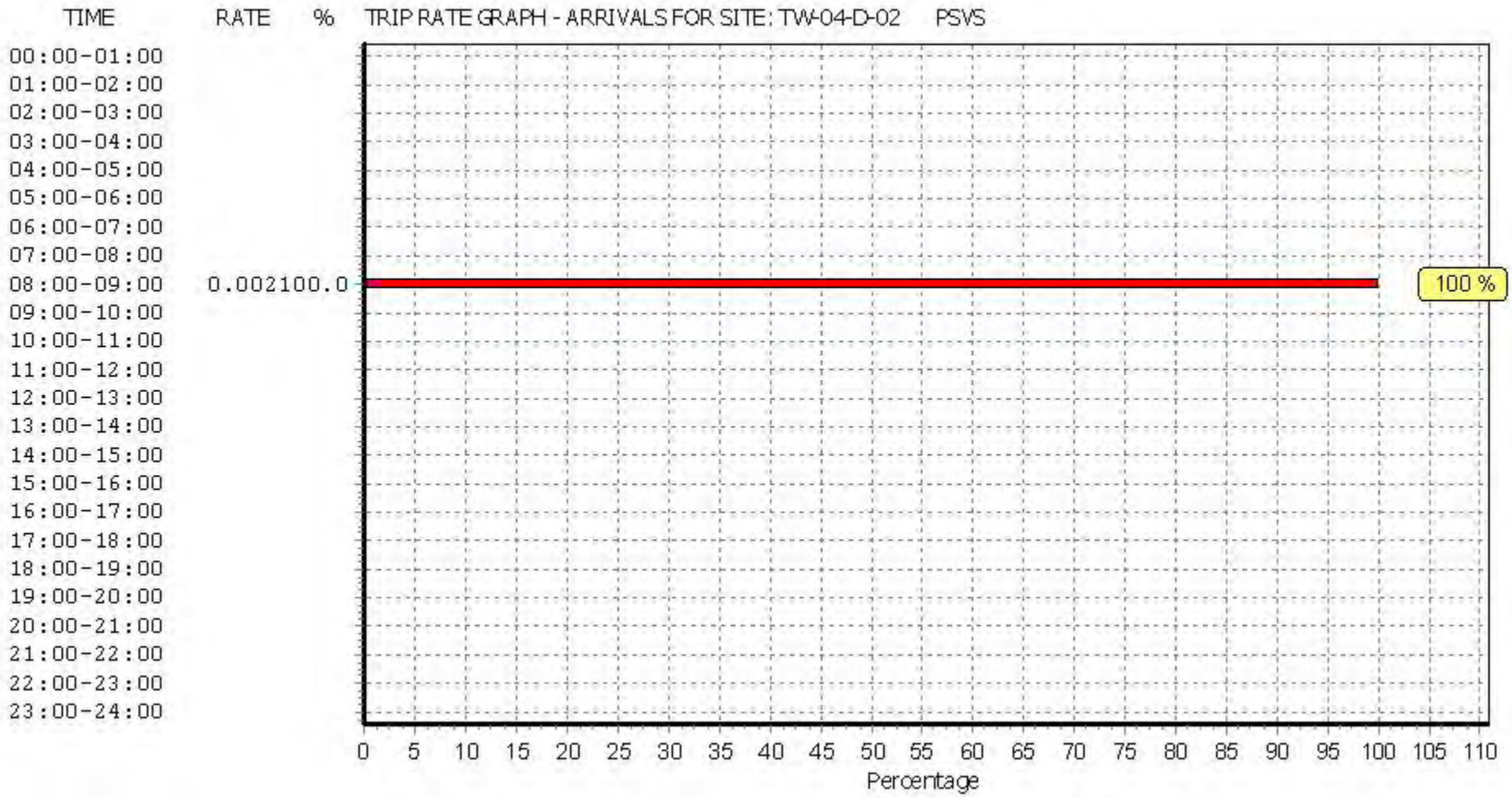

This graph is a visual representation of the trip rate calculation results screen. The same time periods and trip rates are displayed, but in addition there is an additional column showing the percentage of the total trip rate by individual time period, allowing peak periods to be easily identified through observation. Note that the type of count and the selected direction is shown at the top of the graph.

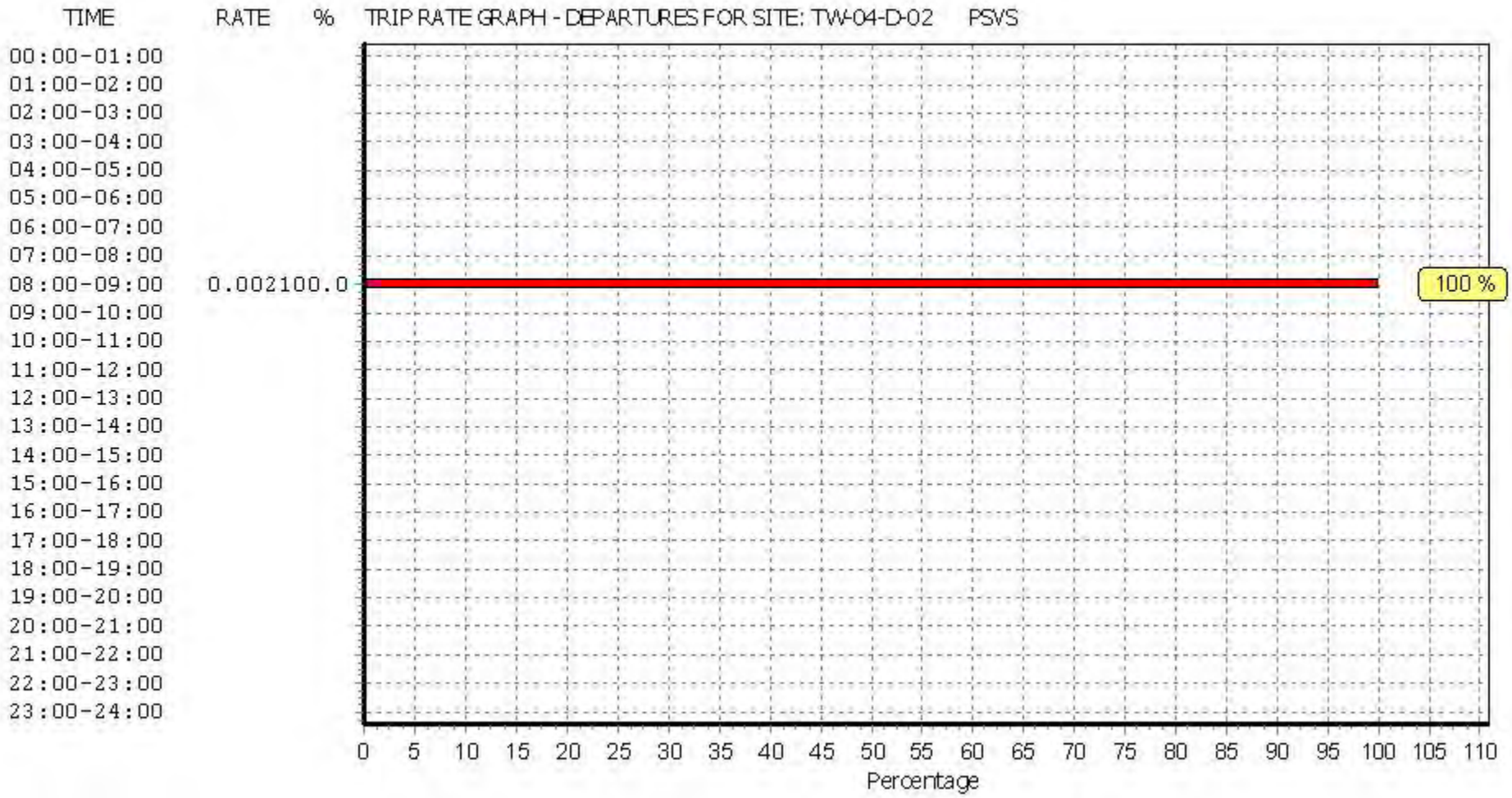

This graph is a visual representation of the trip rate calculation results screen. The same time periods and trip rates are displayed, but in addition there is an additional column showing the percentage of the total trip rate by individual time period, allowing peak periods to be easily identified through observation. Note that the type of count and the selected direction is shown at the top of the graph.

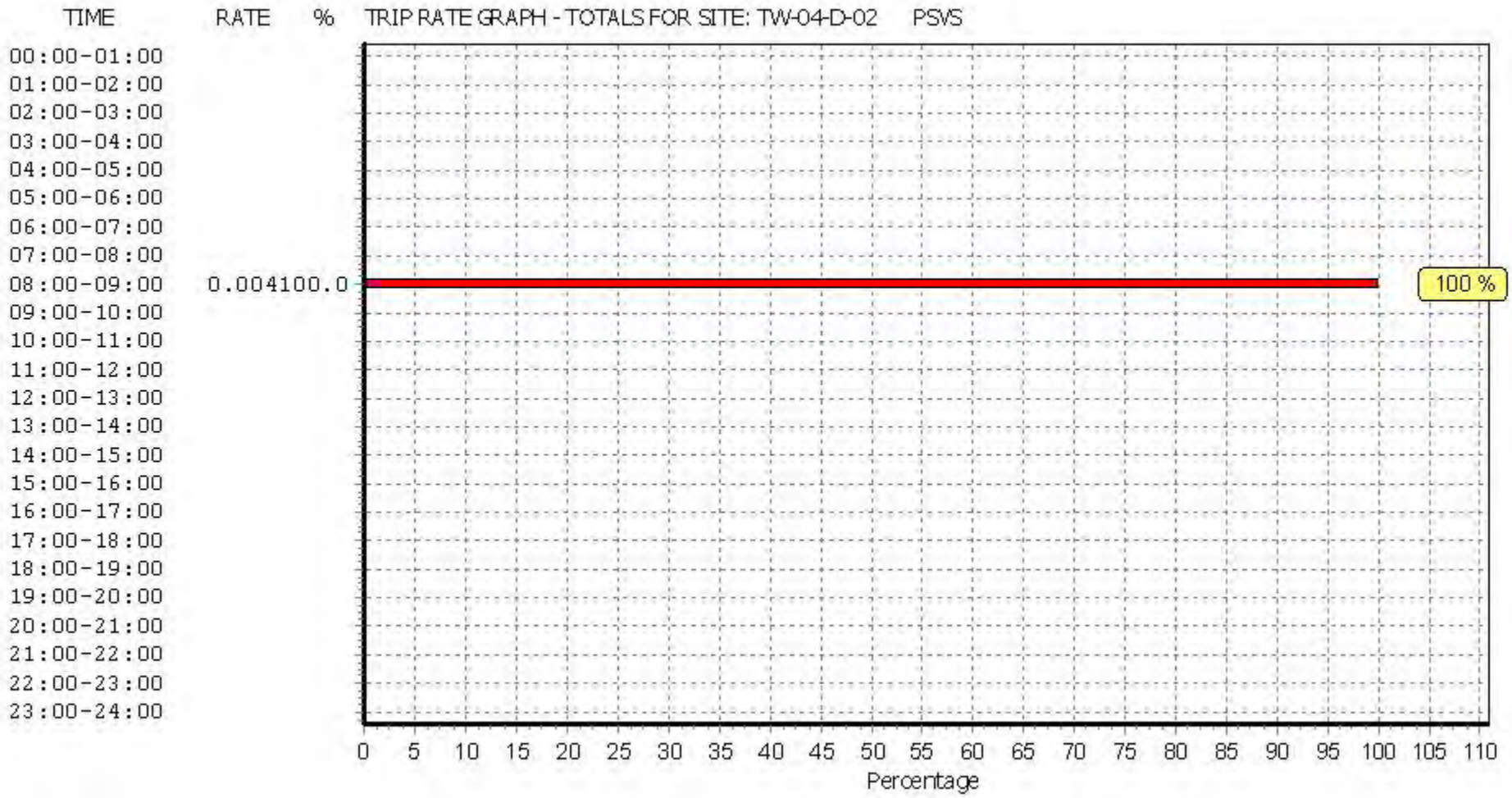

This graph is a visual representation of the trip rate calculation results screen. The same time periods and trip rates are displayed, but in addition there is an additional column showing the percentage of the total trip rate by individual time period, allowing peak periods to be easily identified through observation. Note that the type of count and the selected direction is shown at the top of the graph.

TRIP RATE for Land Use 04 - EDUCATION/D - NURSERY
CYCLISTS
Calculation factor: 1
BOLD print indicates peak (busiest) period

	ARRIVALS			DEPARTURES			TOTALS		
Time Range	No. Days	Ave. PUPILS	Trip Rate	No. Days	Ave. PUPILS	Trip Rate	No. Days	Ave. PUPILS	Trip Rate
00:00 - 01:00									
01:00 - 02:00									
02:00 - 03:00									
03:00 - 04:00									
04:00 - 05:00									
05:00 - 06:00									
06:00 - 07:00	1	50	0.000	1	50	0.000	1	50	0.000
07:00 - 08:00	10	63	0.003	10	63	0.000	10	63	0.003
08:00 - 09:00	10	63	0.006	10	63	0.003	10	63	0.009
09:00 - 10:00	10	63	0.000	10	63	0.000	10	63	0.000
10:00 - 11:00	10	63	0.000	10	63	0.000	10	63	0.000
11:00 - 12:00	10	63	0.000	10	63	0.000	10	63	0.000
12:00 - 13:00	10	63	0.005	10	63	0.002	10	63	0.007
13:00 - 14:00	10	63	0.002	10	63	0.003	10	63	0.005
14:00 - 15:00	10	63	0.000	10	63	0.000	10	63	0.000
15:00 - 16:00	10	63	0.000	10	63	0.003	10	63	0.003
16:00 - 17:00	10	63	0.000	10	63	0.000	10	63	0.000
17:00 - 18:00	10	63	0.002	10	63	0.005	10	63	0.007
18:00 - 19:00	9	68	0.000	9	68	0.000	9	68	0.000
19:00 - 20:00	1	50	0.000	1	50	0.000	1	50	0.000
20:00 - 21:00	1	50	0.000	1	50	0.000	1	50	0.000
21:00 - 22:00	1	50	0.000	1	50	0.000	1	50	0.000
22:00 - 23:00									
23:00 - 24:00									
Total Rates:			0.018			0.016			0.034

This section displays the trip rate results based on the selected set of surveys and the selected count type (shown just above the table). It is split by three main columns, representing arrivals trips, departures trips, and total trips (arrivals plus departures). Within each of these main columns are three sub-columns. These display the number of survey days where count data is included (per time period), the average value of the selected trip rate calculation parameter (per time period), and the trip rate result (per time period). Total trip rates (the sum of the column) are also displayed at the foot of the table.

*To obtain a trip rate, the average (mean) trip rate parameter value (TRP) is first calculated for all selected survey days that have count data available for the stated time period. The average (mean) number of arrivals, departures or totals (whichever applies) is also calculated (COUNT) for all selected survey days that have count data available for the stated time period. Then, the average count is divided by the average trip rate parameter value, and multiplied by the stated calculation factor (shown just above the table and abbreviated here as FACT). So, the method is: COUNT/TRP*FACT. Trip rates are then rounded to 3 decimal places.*

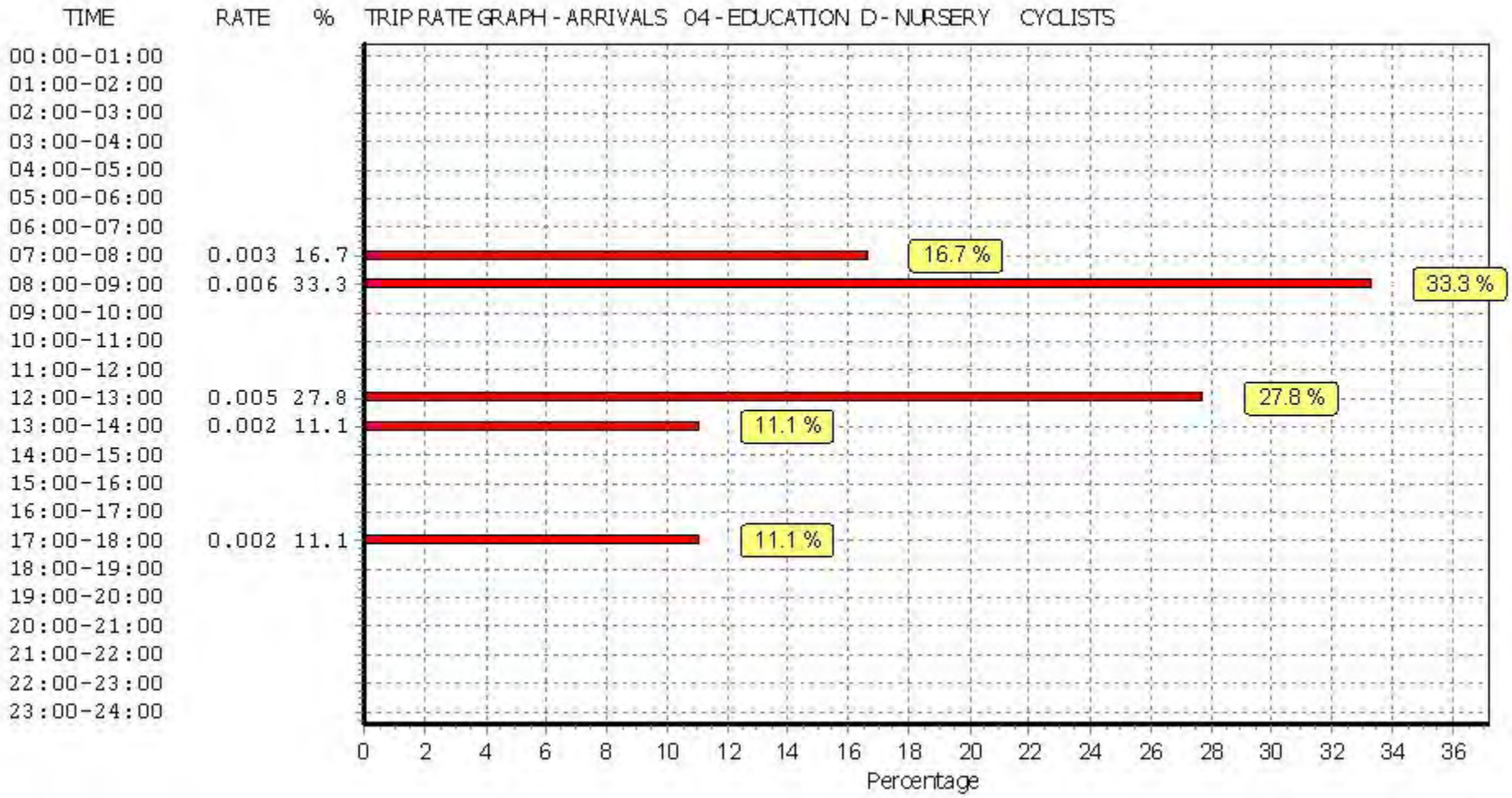

This graph is a visual representation of the trip rate calculation results screen. The same time periods and trip rates are displayed, but in addition there is an additional column showing the percentage of the total trip rate by individual time period, allowing peak periods to be easily identified through observation. Note that the type of count and the selected direction is shown at the top of the graph.

TRIP RATE GRAPH - DEPARTURES 04 - EDUCATION D - NURSERY CYCLISTS

TIME	RATE	%
00:00-01:00		
01:00-02:00		
02:00-03:00		
03:00-04:00		
04:00-05:00		
05:00-06:00		
06:00-07:00		
07:00-08:00		
08:00-09:00	0.003	18.8
09:00-10:00		
10:00-11:00		
11:00-12:00		
12:00-13:00	0.002	12.5
13:00-14:00	0.003	18.8
14:00-15:00		
15:00-16:00	0.003	18.8
16:00-17:00		
17:00-18:00	0.005	31.3
18:00-19:00		
19:00-20:00		
20:00-21:00		
21:00-22:00		
22:00-23:00		
23:00-24:00		

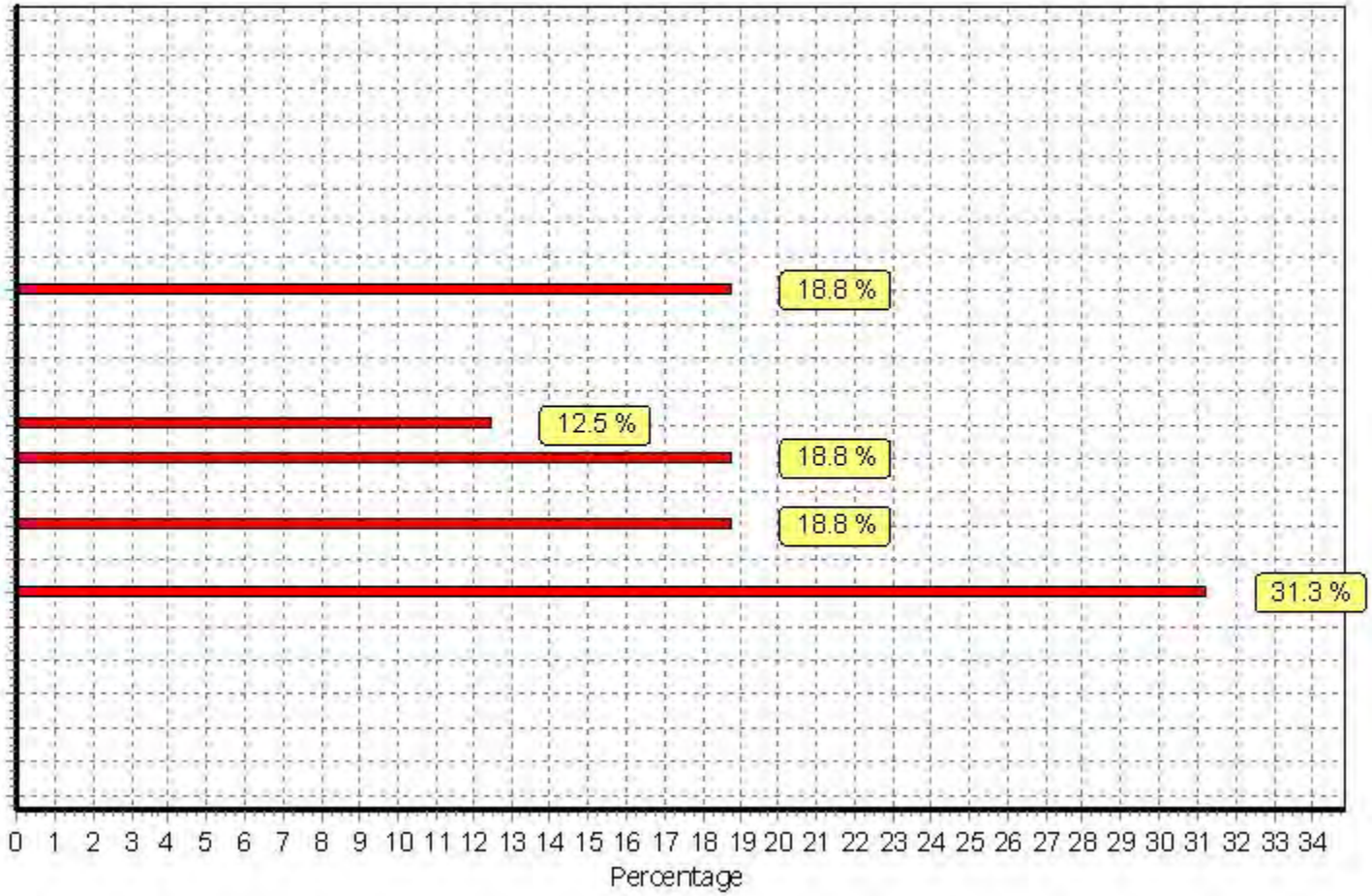

This graph is a visual representation of the trip rate calculation results screen. The same time periods and trip rates are displayed, but in addition there is an additional column showing the percentage of the total trip rate by individual time period, allowing peak periods to be easily identified through observation. Note that the type of count and the selected direction is shown at the top of the graph.

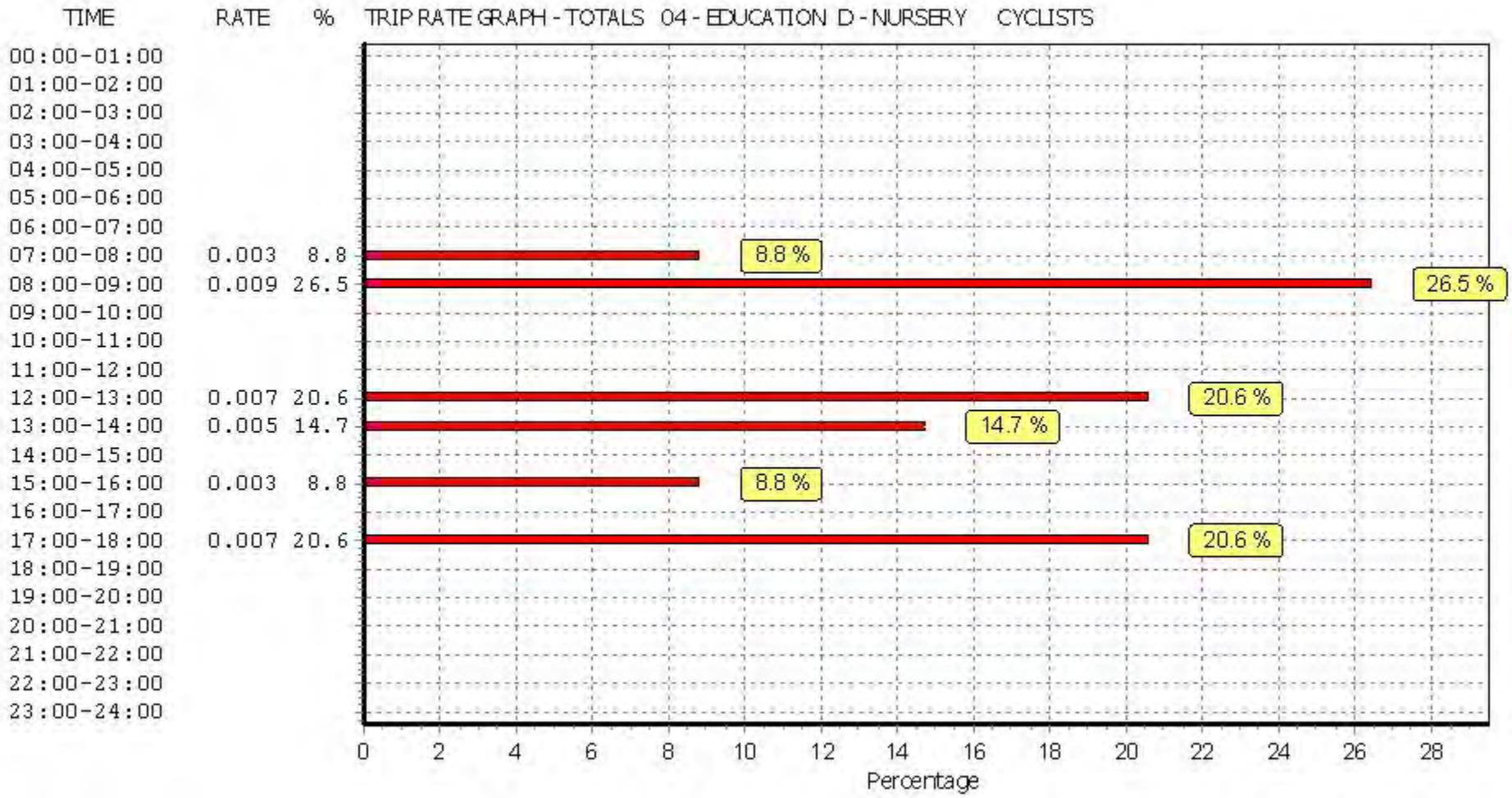

This graph is a visual representation of the trip rate calculation results screen. The same time periods and trip rates are displayed, but in addition there is an additional column showing the percentage of the total trip rate by individual time period, allowing peak periods to be easily identified through observation. Note that the type of count and the selected direction is shown at the top of the graph.

APPENDIX G: Trips & Parking Calculations

TRICS 7.6.3
Trip Rate Parameter: Number of dwellings

TRIP RATE for Land Use 03 - RESIDENTIAL/N - RETIREMENT FLATS
Calculation Factor: 1 DWELLS 306
Count Type: VEHICLES

Time Range	ARRIVALS Trip Rate	Trips	DEPARTURES Trip Rate	Trips	TOTALS Trip Rate	Trips
00:00-01:00						
01:00-02:00						
02:00-03:00						
03:00-04:00						
04:00-05:00						
05:00-06:00						
06:00-07:00						
07:00-08:0	0.031	9	0.026	8	0.057	17
08:00-09:0	0.083	25	0.083	25	0.166	51
09:00-10:0	0.061	19	0.096	29	0.157	48
10:00-11:0	0.092	28	0.101	31	0.193	59
11:00-12:0	0.123	38	0.096	29	0.219	67
12:00-13:0	0.096	29	0.101	31	0.197	60
13:00-14:0	0.079	24	0.096	29	0.175	54
14:00-15:0	0.105	32	0.105	32	0.21	64
15:00-16:0	0.088	27	0.088	27	0.176	54
16:00-17:0	0.075	23	0.061	19	0.136	42
17:00-18:0	0.053	16	0.048	15	0.101	31
18:00-19:0	0.057	17	0.035	11	0.092	28
19:00-20:00						
20:00-21:00						
21:00-22:00						
22:00-23:00						
23:00-24:00						
Daily Trip R	0.943	289	0.936	286	1.879	575

TRIP RATE for Land Use 03 - RESIDENTIAL/N - RETIREMENT FLATS
Calculation Factor: 1 DWELLS
Count Type: CYCLISTS

Time Range	ARRIVALS Trip Rate	Trips	DEPARTURES Trip Rate	Trips	TOTALS Trip Rate	Trips
00:00-01:00						
01:00-02:00						
02:00-03:00						
03:00-04:00						
04:00-05:00						
05:00-06:00						
06:00-07:00						
07:00-08:0	0.004	1	0	0	0.004	1
08:00-09:0	0	0	0.004	1	0.004	1
09:00-10:0	0	0	0	0	0	0
10:00-11:0	0	0	0	0	0	0
11:00-12:0	0	0	0	0	0	0
12:00-13:0	0	0	0	0	0	0
13:00-14:0	0	0	0	0	0	0
14:00-15:0	0	0	0	0	0	0
15:00-16:0	0	0	0	0	0	0
16:00-17:0	0	0	0	0	0	0
17:00-18:0	0	0	0	0	0	0
18:00-19:0	0.004	1	0.004	1	0.008	2
19:00-20:00						
20:00-21:00						
21:00-22:00						
22:00-23:00						
23:00-24:00						
Daily Trip R	0.008	2	0.008	2	0.016	5

Count Type: CARS (APPROX. CALCULATED)

Time Range	*ARRIVALS Trip Rate*	*Trips*	*DEPARTURES Trip Rate*	*Trips*	*TOTALS Trip Rate*	*Trips*	*Parking Accumulation*
00:00-01:00							
01:00-02:00							
02:00-03:00							
03:00-04:00							
04:00-05:00							
05:00-06:00							
06:00-07:00							*150*
07:00-08:0	*0.031*	*9*	*0.026*	*8*	*0.057*	*17*	*152*
08:00-09:0	*0.079*	*24*	*0.079*	*24*	*0.158*	*48*	*152*
09:00-10:0	*0.053*	*16*	*0.092*	*28*	*0.145*	*44*	*140*
10:00-11:0	*0.079*	*24*	*0.088*	*27*	*0.167*	*51*	*137*
11:00-12:0	*0.11*	*34*	*0.083*	*25*	*0.193*	*59*	*145*
12:00-13:0	*0.092*	*28*	*0.097*	*30*	*0.189*	*58*	*144*
13:00-14:0	*0.079*	*24*	*0.096*	*29*	*0.175*	*54*	*138*
14:00-15:0	*0.105*	*32*	*0.105*	*32*	*0.21*	*64*	*138*
15:00-16:0	*0.084*	*26*	*0.084*	*26*	*0.168*	*51*	*138*
16:00-17:0	*0.067*	*21*	*0.053*	*16*	*0.12*	*37*	*143*
17:00-18:0	*0.053*	*16*	*0.044*	*13*	*0.097*	*30*	*145*
18:00-19:0	*0.057*	*17*	*0.035*	*11*	*0.092*	*28*	*152*
19:00-20:00							
20:00-21:00							
21:00-22:00							
22:00-23:00							
23:00-24:00							
Daily Trip R	*0.889*	*272*	*0.882*	*270*	*1.829*	*560*	

TRIP RATE for Land Use 03 - RESIDENTIAL/N - RETIREMENT FLATS
Calculation Factor: 1 DWELLS
Count Type: TAXIS

Time Range	ARRIVALS Trip Rate	Trips	DEPARTURES Trip Rate	Trips	TOTALS Trip Rate	Trips
00:00-01:00						
01:00-02:00						
02:00-03:00						
03:00-04:00						
04:00-05:00						
05:00-06:00						
06:00-07:00						
07:00-08:0	0	0	0	0	0	0
08:00-09:0	0.004	1	0.004	1	0.008	2
09:00-10:0	0.004	1	0.004	1	0.008	2
10:00-11:0	0	0	0	0	0	0
11:00-12:0	0.013	4	0.013	4	0.026	8
12:00-13:0	0	0	0	0	0	0
13:00-14:0	0	0	0	0	0	0
14:00-15:0	0	0	0	0	0	0
15:00-16:0	0.004	1	0.004	1	0.008	2
16:00-17:0	0.004	1	0.004	1	0.008	2
17:00-18:0	0	0	0	0	0	0
18:00-19:0	0	0	0	0	0	0
19:00-20:00						
20:00-21:00						
21:00-22:00						
22:00-23:00						
23:00-24:00						
Daily Trip R	0.029	9	0.029	9	0.058	18

TRIP RATE for Land Use 03 - RESIDENTIAL/N - RETIREMENT FLATS
Calculation Factor: 1 DWELLS
Count Type: OGVS

Time Range	ARRIVALS Trip Rate	Trips	DEPARTURES Trip Rate	Trips	TOTALS Trip Rate	Trips
00:00-01:00						
01:00-02:00						
02:00-03:00						
03:00-04:00						
04:00-05:00						
05:00-06:00						
06:00-07:00						
07:00-08:0	0	0	0	0	0	0
08:00-09:0	0	0	0	0	0	0
09:00-10:0	0	0	0	0	0	0
10:00-11:0	0.013	4	0.009	3	0.022	7
11:00-12:0	0	0	0	0	0	0
12:00-13:0	0.004	1	0.004	1	0.008	2
13:00-14:0	0	0	0	0	0	0
14:00-15:0	0	0	0	0	0	0
15:00-16:0	0	0	0	0	0	0
16:00-17:0	0	0	0	0	0	0
17:00-18:0	0	0	0.004	1	0.004	1
18:00-19:0	0	0	0	0	0	0
19:00-20:00						
20:00-21:00						
21:00-22:00						
22:00-23:00						
23:00-24:00						
Daily Trip R	0.017	5	0.017	5	0.034	10

TRIP RATE for Land Use 03 - RESIDENTIAL/N - RETIREMENT FLATS
Calculation Factor: 1 DWELLS
Count Type: PSVS

Time Range	ARRIVALS Trip Rate	Trips	DEPARTURES Trip Rate	Trips	TOTALS Trip Rate	Trips
00:00-01:00						
01:00-02:00						
02:00-03:00						
03:00-04:00						
04:00-05:00						
05:00-06:00						
06:00-07:00						
07:00-08:0	0	0	0	0	0	0
08:00-09:0	0	0	0	0	0	0
09:00-10:0	0.004	1	0	0	0.004	1
10:00-11:0	0	0	0.004	1	0.004	1
11:00-12:0	0	0	0	0	0	0
12:00-13:0	0	0	0	0	0	0
13:00-14:0	0	0	0	0	0	0
14:00-15:0	0	0	0	0	0	0
15:00-16:0	0	0	0	0	0	0
16:00-17:0	0.004	1	0.004	1	0.008	2
17:00-18:0	0	0	0	0	0	0
18:00-19:0	0	0	0	0	0	0
19:00-20:00						
20:00-21:00						
21:00-22:00						
22:00-23:00						
23:00-24:00						
Daily Trip R	0.008	2	0.008	2	0.016	5

TRICS 7.6.3
Trip Rate Parameter: Number of dwellings

TRIP RATE for Land Use 03 - RESIDENTIAL/P - ASSISTED LIVING
Calculation Factor: 1 DWELLS 38
Count Type: VEHICLES

Time Range	ARRIVALS Trip Rate	Trips	DEPARTURES Trip Rate	Trips	TOTALS Trip Rate	Trips
00:00-01:00						
01:00-02:00						
02:00-03:00						
03:00-04:00						
04:00-05:00						
05:00-06:00						
06:00-07:00						
07:00-08:0	0.047	2	0.07	3	0.117	4
08:00-09:0	0.047	2	0.07	3	0.117	4
09:00-10:0	0.047	2	0.047	2	0.094	4
10:00-11:0	0.14	5	0.163	6	0.303	12
11:00-12:0	0.047	2	0.07	3	0.117	4
12:00-13:0	0.186	7	0.07	3	0.256	10
13:00-14:0	0.116	4	0.14	5	0.256	10
14:00-15:0	0.163	6	0.163	6	0.326	12
15:00-16:0	0.163	6	0.093	4	0.256	10
16:00-17:0	0.14	5	0.163	6	0.303	12
17:00-18:0	0.093	4	0.14	5	0.233	9
18:00-19:0	0.14	5	0.14	5	0.28	11
19:00-20:00						
20:00-21:00						
21:00-22:00						
22:00-23:00						
23:00-24:00						
Daily Trip R	1.329	51	1.329	51	2.658	101

TRIP RATE for Land Use 03 - RESIDENTIAL/P - ASSISTED LIVING
Calculation Factor: 1 DWELLS
Count Type: CYCLISTS

Time Range	ARRIVALS Trip Rate	Trips	DEPARTURES Trip Rate	Trips	TOTALS Trip Rate	Trips
00:00-01:00						
01:00-02:00						
02:00-03:00						
03:00-04:00						
04:00-05:00						
05:00-06:00						
06:00-07:00						
07:00-08:0	0	0	0	0	0	0
08:00-09:0	0	0	0	0	0	0
09:00-10:0	0	0	0	0	0	0
10:00-11:0	0	0	0	0	0	0
11:00-12:0	0	0	0	0	0	0
12:00-13:0	0	0	0	0	0	0
13:00-14:0	0	0	0	0	0	0
14:00-15:0	0	0	0	0	0	0
15:00-16:0	0.023	1	0	0	0.023	1
16:00-17:0	0	0	0	0	0	0
17:00-18:0	0	0	0.023	1	0.023	1
18:00-19:0	0	0	0	0	0	0
19:00-20:00						
20:00-21:00						
21:00-22:00						
22:00-23:00						
23:00-24:00						
Daily Trip R	0.023	1	0.023	1	0.046	2

TRIP RATE for Land Use 03 - RESIDENTIAL/P - ASSISTED LIVING
Calculation Factor: 1 DWELLS
Count Type: CARS

Time Range	ARRIVALS Trip Rate	Trips	DEPARTURES Trip Rate	Trips	TOTALS Trip Rate	Trips	*Parking Accumulation*
00:00-01:00							
01:00-02:00							
02:00-03:00							
03:00-04:00							
04:00-05:00							
05:00-06:00							
06:00-07:00							*4*
07:00-08:0	0.047	2	0.07	3	0.117	4	*3*
08:00-09:0	0.047	2	0.07	3	0.117	4	*2*
09:00-10:0	0.047	2	0.047	2	0.094	4	*2*
10:00-11:0	0.093	4	0.14	5	0.233	9	*0*
11:00-12:0	0.047	2	0.07	3	0.117	4	*0*
12:00-13:0	0.186	7	0.07	3	0.256	10	*4*
13:00-14:0	0.093	4	0.116	4	0.209	8	*3*
14:00-15:0	0.14	5	0.14	5	0.28	11	*3*
15:00-16:0	0.163	6	0.07	3	0.233	9	*7*
16:00-17:0	0.116	4	0.14	5	0.256	10	*6*
17:00-18:0	0.093	4	0.14	5	0.233	9	*4*
18:00-19:0	0.14	5	0.14	5	0.28	11	*4*
19:00-20:00							
20:00-21:00							
21:00-22:00							
22:00-23:00							
23:00-24:00							
Daily Trip R	1.212	46	1.213	46	2.425	92	

TRIP RATE for Land Use 03 - RESIDENTIAL/P - ASSISTED LIVING
Calculation Factor: 1 DWELLS
Count Type: TAXIS

Time Range	ARRIVALS Trip Rate	Trips	DEPARTURES Trip Rate	Trips	TOTALS Trip Rate	Trips
00:00-01:00						
01:00-02:00						
02:00-03:00						
03:00-04:00						
04:00-05:00						
05:00-06:00						
06:00-07:00						
07:00-08:0	0	0	0	0	0	0
08:00-09:0	0	0	0	0	0	0
09:00-10:0	0	0	0	0	0	0
10:00-11:0	0.023	1	0.023	1	0.046	2
11:00-12:0	0	0	0	0	0	0
12:00-13:0	0	0	0	0	0	0
13:00-14:0	0.023	1	0.023	1	0.046	2
14:00-15:0	0	0	0	0	0	0
15:00-16:0	0	0	0	0	0	0
16:00-17:0	0	0	0	0	0	0
17:00-18:0	0	0	0	0	0	0
18:00-19:0	0	0	0	0	0	0
19:00-20:00						
20:00-21:00						
21:00-22:00						
22:00-23:00						
23:00-24:00						
Daily Trip R	0.046	2	0.046	2	0.092	3

TRIP RATE for Land Use 03 - RESIDENTIAL/P - ASSISTED LIVING
Calculation Factor: 1 DWELLS
Count Type: OGVS

Time Range	ARRIVALS Trip Rate	Trips	DEPARTURES Trip Rate	Trips	TOTALS Trip Rate	Trips
00:00-01:00						
01:00-02:00						
02:00-03:00						
03:00-04:00						
04:00-05:00						
05:00-06:00						
06:00-07:00						
07:00-08:0	0	0	0	0	0	0
08:00-09:0	0	0	0	0	0	0
09:00-10:0	0	0	0	0	0	0
10:00-11:0	0	0	0	0	0	0
11:00-12:0	0	0	0	0	0	0
12:00-13:0	0	0	0	0	0	0
13:00-14:0	0	0	0	0	0	0
14:00-15:0	0.023	1	0.023	1	0.046	2
15:00-16:0	0	0	0	0	0	0
16:00-17:0	0	0	0	0	0	0
17:00-18:0	0	0	0	0	0	0
18:00-19:0	0	0	0	0	0	0
19:00-20:00						
20:00-21:00						
21:00-22:00						
22:00-23:00						
23:00-24:00						
Daily Trip R	0.023	1	0.023	1	0.046	2

TRIP RATE for Land Use 03 - RESIDENTIAL/P - ASSISTED LIVING
Calculation Factor: 1 DWELLS
Count Type: LGVS

Time Range	ARRIVALS Trip Rate	Trips	DEPARTURES Trip Rate	Trips	TOTALS Trip Rate	Trips
00:00-01:00						
01:00-02:00						
02:00-03:00						
03:00-04:00						
04:00-05:00						
05:00-06:00						
06:00-07:00						
07:00-08:0	0	0	0	0	0	0
08:00-09:0	0	0	0	0	0	0
09:00-10:0	0	0	0	0	0	0
10:00-11:0	0.023	1	0	0	0.023	1
11:00-12:0	0	0	0	0	0	0
12:00-13:0	0	0	0	0	0	0
13:00-14:0	0	0	0	0	0	0
14:00-15:0	0	0	0	0	0	0
15:00-16:0	0	0	0.023	1	0.023	1
16:00-17:0	0.023	1	0.023	1	0.046	2
17:00-18:0	0	0	0	0	0	0
18:00-19:0	0	0	0	0	0	0
19:00-20:00						
20:00-21:00						
21:00-22:00						
22:00-23:00						
23:00-24:00						
Daily Trip R	0.046	2	0.046	2	0.092	3

TOTAL - GUILD LIVING APS

Count Type: VEHICLES

Time Range	ARRIVALS Trips	DEPARTUR Trips	TOTALS Trips
00:00-01:00			
01:00-02:00			
02:00-03:00			
03:00-04:00			
04:00-05:00			
05:00-06:00			
06:00-07:00			
07:00-08:0	11	11	22
08:00-09:0	27	28	55
09:00-10:0	20	31	52
10:00-11:0	33	37	71
11:00-12:0	39	32	71
12:00-13:0	36	34	70
13:00-14:0	29	35	63
14:00-15:0	38	38	77
15:00-16:0	33	30	64
16:00-17:0	28	25	53
17:00-18:0	20	20	40
18:00-19:0	23	16	39
19:00-20:00			
20:00-21:00			
21:00-22:00			
22:00-23:00			
23:00-24:00			
Daily Trip R	339	337	676

Count Type: CYCLISTS

Time Range	ARRIVALS Trips	DEPARTUR Trips	TOTALS Trips
00:00-01:00			
01:00-02:00			
02:00-03:00			
03:00-04:00			
04:00-05:00			
05:00-06:00			
06:00-07:00			
07:00-08:0	1	0	1
08:00-09:0	0	1	1
09:00-10:0	0	0	0
10:00-11:0	0	0	0
11:00-12:0	0	0	0
12:00-13:0	0	0	0
13:00-14:0	0	0	0
14:00-15:0	0	0	0
15:00-16:0	1	0	1
16:00-17:0	0	0	0
17:00-18:0	0	1	1
18:00-19:0	1	1	2
19:00-20:0	0	0	0
20:00-21:0	0	0	0
21:00-22:0	0	0	0
22:00-23:0	0	0	0
23:00-24:0	0	0	0
Daily Trip R	3	3	7

Count Type: CARS

Time Range	ARRIVALS Trips	DEPARTUR Trips	TOTALS Trips	*Parking Accumulation*
00:00-01:00				
01:00-02:00				
02:00-03:00				
03:00-04:00				
04:00-05:00				
05:00-06:00				
06:00-07:00				*150*
07:00-08:0	11	11	22	*151*
08:00-09:0	26	27	53	*150*
09:00-10:0	18	30	48	*138*
10:00-11:0	28	32	60	*133*
11:00-12:0	35	28	64	*141*
12:00-13:0	35	32	68	*144*
13:00-14:0	28	34	61	*137*
14:00-15:0	37	37	75	*137*
15:00-16:0	32	28	60	*141*
16:00-17:0	25	22	46	*144*
17:00-18:0	20	19	39	*145*
18:00-19:0	23	16	39	*152*
19:00-20:00				
20:00-21:00				
21:00-22:00				
22:00-23:00				
23:00-24:00				
Daily Trip R	318	316	652	

Count Type: TAXIS

Time Range	ARRIVALS Trips	DEPARTUR Trips	TOTALS Trips
00:00-01:00			
01:00-02:00			
02:00-03:00			
03:00-04:00			
04:00-05:00			
05:00-06:00			
06:00-07:00			
07:00-08:0	0	0	0
08:00-09:0	1	1	2
09:00-10:0	1	1	2
10:00-11:0	1	1	2
11:00-12:0	4	4	8
12:00-13:0	0	0	0
13:00-14:0	1	1	2
14:00-15:0	0	0	0
15:00-16:0	1	1	2
16:00-17:0	1	1	2
17:00-18:0	0	0	0
18:00-19:0	0	0	0
19:00-20:00			
20:00-21:00			
21:00-22:00			
22:00-23:00			
23:00-24:00			
Daily Trip R	11	11	21

Count Type: OGVS

Time Range	ARRIVALS Trips	DEPARTUR Trips	TOTALS Trips
00:00-01:00			
01:00-02:00			
02:00-03:00			
03:00-04:00			
04:00-05:00			
05:00-06:00			
06:00-07:00			
07:00-08:0	0	0	0
08:00-09:0	0	0	0
09:00-10:0	0	0	0
10:00-11:0	4	3	7
11:00-12:0	0	0	0
12:00-13:0	1	1	2
13:00-14:0	0	0	0
14:00-15:0	1	1	2
15:00-16:0	0	0	0
16:00-17:0	0	0	0
17:00-18:0	0	1	1
18:00-19:0	0	0	0
19:00-20:00			
20:00-21:00			
21:00-22:00			
22:00-23:00			
23:00-24:00			
Daily Trip R	6	6	12

Count Type: LGVS

Time Range	ARRIVALS Trips	DEPARTUR Trips	TOTALS Trips
00:00-01:00			
01:00-02:00			
02:00-03:00			
03:00-04:00			
04:00-05:00			
05:00-06:00			
06:00-07:00			
07:00-08:0	0	0	0
08:00-09:0	0	0	0
09:00-10:0	0	0	0
10:00-11:0	1	0	1
11:00-12:0	0	0	0
12:00-13:0	0	0	0
13:00-14:0	0	0	0
14:00-15:0	0	0	0
15:00-16:0	0	1	1
16:00-17:0	1	1	2
17:00-18:0	0	0	0
18:00-19:0	0	0	0
19:00-20:00			
20:00-21:00			
21:00-22:00			
22:00-23:00			
23:00-24:00			
Daily Trip R	2	2	3

Count Type: PSVS

Time Range	ARRIVALS Trips	DEPARTUR Trips	TOTALS Trips
00:00-01:00			
01:00-02:00			
02:00-03:00			
03:00-04:00			
04:00-05:00			
05:00-06:00			
06:00-07:00			
07:00-08:0	0	0	0
08:00-09:0	0	0	0
09:00-10:0	1	0	1
10:00-11:0	0	1	1
11:00-12:0	0	0	0
12:00-13:0	0	0	0
13:00-14:0	0	0	0
14:00-15:0	0	0	0
15:00-16:0	0	0	0
16:00-17:0	1	1	2
17:00-18:0	0	0	0
18:00-19:0	0	0	0
19:00-20:0	0	0	0
20:00-21:0	0	0	0
21:00-22:0	0	0	0
22:00-23:0	0	0	0
23:00-24:0	0	0	0
Daily Trip R	2	2	5

TRICS 7.6.3
Trip Rate Parameter: Number of pupils

TRIP RATE for Land Use 04 - EDUCATION/D - NURSERY
Calculation Factor: 1
Count Type: VEHICLES 10

	ARRIVALS		DEPARTURES		TOTALS	
	Trip		Trip		Trip	
Time Range	Rate	Trips	Rate	Trips	Rate	Trips
00:00-01:00						
01:00-02:00						
02:00-03:00						
03:00-04:00						
04:00-05:00						
05:00-06:00						
06:00-07:0	0	0	0	0	0	0
07:00-08:0	0.134	1	0.063	1	0.197	2
08:00-09:0	0.197	2	0.152	2	0.349	3
09:00-10:0	0.098	1	0.081	1	0.179	2
10:00-11:0	0.041	0	0.021	0	0.062	1
11:00-12:0	0.044	0	0.036	0	0.08	1
12:00-13:0	0.058	1	0.085	1	0.143	1
13:00-14:0	0.047	0	0.073	1	0.12	1
14:00-15:0	0.039	0	0.044	0	0.083	1
15:00-16:0	0.077	1	0.084	1	0.161	2
16:00-17:0	0.1	1	0.114	1	0.214	2
17:00-18:0	0.137	1	0.177	2	0.314	3
18:00-19:0	0.015	0	0.053	1	0.068	1
19:00-20:0	0	0	0	0	0	0
20:00-21:00						
21:00-22:00						
22:00-23:00						
23:00-24:00						
Daily Trip R	0.987	10	0.983	10	1.97	20

TRIP RATE for Land Use 04 - EDUCATION/D - NURSERY
Calculation Factor: 1
Count Type: CYCLISTS

	ARRIVALS		DEPARTURES		TOTALS	
	Trip		Trip		Trip	
Time Range	Rate	Trips	Rate	Trips	Rate	Trips
00:00-01:00						
01:00-02:00						
02:00-03:00						
03:00-04:00						
04:00-05:00						
05:00-06:00						
06:00-07:0	0	0	0	0	0	0
07:00-08:0	0.003	0	0	0	0.003	0
08:00-09:0	0.006	0	0.003	0	0.009	0
09:00-10:0	0	0	0	0	0	0
10:00-11:0	0	0	0	0	0	0
11:00-12:0	0	0	0	0	0	0
12:00-13:0	0.005	0	0.002	0	0.007	0
13:00-14:0	0.002	0	0.003	0	0.005	0
14:00-15:0	0	0	0	0	0	0
15:00-16:0	0	0	0.003	0	0.003	0
16:00-17:0	0	0	0	0	0	0
17:00-18:0	0.002	0	0.005	0	0.007	0
18:00-19:0	0	0	0	0	0	0
19:00-20:0	0	0	0	0	0	0
20:00-21:00						
21:00-22:00						
22:00-23:00						
23:00-24:00						
Daily Trip R	0.018	0	0.016	0	0.034	0

Count Type: CARS (APPROX. CALCULATED)

	ARRIVALS		*DEPARTURES*		*TOTALS*		
	Trip		*Trip*		*Trip*		*Parking*
Time Range	*Rate*	*Trips*	*Rate*	*Trips*	*Rate*	*Trips*	*Accumulation*
00:00-01:00							
01:00-02:00							
02:00-03:00							
03:00-04:00							
04:00-05:00							
05:00-06:00							
06:00-07:0	*0*	*0*	*0*	*0*	*0*	*0*	*0*
07:00-08:0	*0.129*	*1*	*0.058*	*1*	*0.187*	*2*	*1*
08:00-09:0	*0.192*	*2*	*0.15*	*2*	*0.342*	*3*	*1*
09:00-10:0	*0.095*	*1*	*0.075*	*1*	*0.17*	*2*	*1*
10:00-11:0	*0.038*	*0*	*0.018*	*0*	*0.056*	*1*	*2*
11:00-12:0	*0.042*	*0*	*0.034*	*0*	*0.076*	*1*	*2*
12:00-13:0	*0.056*	*1*	*0.083*	*1*	*0.139*	*1*	*1*
13:00-14:0	*0.047*	*0*	*0.073*	*1*	*0.12*	*1*	*1*
14:00-15:0	*0.036*	*0*	*0.042*	*0*	*0.078*	*1*	*1*
15:00-16:0	*0.077*	*1*	*0.082*	*1*	*0.159*	*2*	*1*
16:00-17:0	*0.1*	*1*	*0.114*	*1*	*0.214*	*2*	*1*
17:00-18:0	*0.137*	*1*	*0.177*	*2*	*0.314*	*3*	*0*
18:00-19:0	*0.015*	*0*	*0.053*	*1*	*0.068*	*1*	*0*
19:00-20:0	*0*	*0*	*0*	*0*	*0*	*0*	
20:00-21:00							
21:00-22:00							
22:00-23:00							
23:00-24:00							
Daily Trip R	*0.964*	*10*	*0.959*	*10*	*1.923*	*19*	

TRIP RATE for Land Use 04 - EDUCATION/D - NURSERY
Calculation Factor: 1
Count Type: TAXIS

	ARRIVALS		DEPARTURES		TOTALS	
	Trip		Trip		Trip	
Time Range	Rate	Trips	Rate	Trips	Rate	Trips
00:00-01:00						
01:00-02:00						
02:00-03:00						
03:00-04:00						
04:00-05:00						
05:00-06:00						
06:00-07:0	0	0	0	0	0	0
07:00-08:0	0.003	0	0.003	0	0.006	0
08:00-09:0	0.005	0	0.002	0	0.007	0
09:00-10:0	0	0	0.003	0	0.003	0
10:00-11:0	0.003	0	0.003	0	0.006	0
11:00-12:0	0	0	0	0	0	0
12:00-13:0	0.002	0	0.002	0	0.004	0
13:00-14:0	0	0	0	0	0	0
14:00-15:0	0.003	0	0.002	0	0.005	0
15:00-16:0	0	0	0.002	0	0.002	0
16:00-17:0	0	0	0	0	0	0
17:00-18:0	0	0	0	0	0	0
18:00-19:0	0	0	0	0	0	0
19:00-20:0	0	0	0	0	0	0
20:00-21:00						
21:00-22:00						
22:00-23:00						
23:00-24:00						
Daily Trip R	0.016	0	0.017	0	0.033	0

TRIP RATE for Land Use 04 - EDUCATION/D - NURSERY
Calculation Factor: 1
Count Type: OGVS

	ARRIVALS		DEPARTURES		TOTALS	
	Trip		Trip		Trip	
Time Range	Rate	Trips	Rate	Trips	Rate	Trips
00:00-01:00						
01:00-02:00						
02:00-03:00						
03:00-04:00						
04:00-05:00						
05:00-06:00						
06:00-07:0	0	0	0	0	0	0
07:00-08:0	0.002	0	0.002	0	0.004	0
08:00-09:0	0	0	0	0	0	0
09:00-10:0	0.003	0	0.003	0	0.006	0
10:00-11:0	0	0	0	0	0	0
11:00-12:0	0.002	0	0.002	0	0.004	0
12:00-13:0	0	0	0	0	0	0
13:00-14:0	0	0	0	0	0	0
14:00-15:0	0	0	0	0	0	0
15:00-16:0	0	0	0	0	0	0
16:00-17:0	0	0	0	0	0	0
17:00-18:0	0	0	0	0	0	0
18:00-19:0	0	0	0	0	0	0
19:00-20:0	0	0	0	0	0	0
20:00-21:00						
21:00-22:00						
22:00-23:00						
23:00-24:00						
Daily Trip R	0.007	0	0.007	0	0.014	0

TOTAL - GUILD LIVING + NURSERY, APS & SURFACE

Count Type: VEHICLES

Time Range	ARRIVALS Trips	DEPARTUR Trips	TOTALS Trips
00:00-01:00			
01:00-02:00			
02:00-03:00			
03:00-04:00			
04:00-05:00			
05:00-06:00			
06:00-07:00			
07:00-08:0	13	11	24
08:00-09:0	29	30	59
09:00-10:0	21	32	53
10:00-11:0	34	37	71
11:00-12:0	40	32	72
12:00-13:0	37	34	71
13:00-14:0	29	35	64
14:00-15:0	39	39	77
15:00-16:0	34	31	65
16:00-17:0	29	26	55
17:00-18:0	21	22	43
18:00-19:0	23	17	39
19:00-20:00			
20:00-21:00			
21:00-22:00			
22:00-23:00			
23:00-24:00			
Daily Trip R	349	347	696

Count Type: CYCLISTS

Time Range	ARRIVALS Trips	DEPARTUR Trips	TOTALS Trips
00:00-01:00			
01:00-02:00			
02:00-03:00			
03:00-04:00			
04:00-05:00			
05:00-06:00			
06:00-07:00			
07:00-08:0	1	0	1
08:00-09:0	0	1	1
09:00-10:0	0	0	0
10:00-11:0	0	0	0
11:00-12:0	0	0	0
12:00-13:0	0	0	0
13:00-14:0	0	0	0
14:00-15:0	0	0	0
15:00-16:0	1	0	1
16:00-17:0	0	0	0
17:00-18:0	0	1	1
18:00-19:0	1	1	2
19:00-20:00			
20:00-21:00			
21:00-22:00			
22:00-23:00			
23:00-24:00			
Daily Trip R	4	3	7

Count Type: CARS

Time Range	ARRIVALS Trips	DEPARTUR Trips	TOTALS Trips
00:00-01:00			
01:00-02:00			
02:00-03:00			
03:00-04:00			
04:00-05:00			
05:00-06:00			
06:00-07:00			
07:00-08:0	13	11	24
08:00-09:0	28	28	56
09:00-10:0	19	31	50
10:00-11:0	28	32	61
11:00-12:0	36	28	64
12:00-13:0	36	33	69
13:00-14:0	28	35	63
14:00-15:0	38	38	76
15:00-16:0	33	29	62
16:00-17:0	26	23	49
17:00-18:0	21	21	42
18:00-19:0	23	17	39
19:00-20:00			
20:00-21:00			
21:00-22:00			
22:00-23:00			
23:00-24:00			
Daily Trip R	328	326	671

Count Type: TAXIS

Time Range	ARRIVALS Trips	DEPARTUR Trips	TOTALS Trips
00:00-01:00			
01:00-02:00			
02:00-03:00			
03:00-04:00			
04:00-05:00			
05:00-06:00			
06:00-07:00			
07:00-08:0	0	0	0
08:00-09:0	1	1	3
09:00-10:0	1	1	2
10:00-11:0	1	1	2
11:00-12:0	4	4	8
12:00-13:0	0	0	0
13:00-14:0	1	1	2
14:00-15:0	0	0	0
15:00-16:0	1	1	2
16:00-17:0	1	1	2
17:00-18:0	0	0	0
18:00-19:0	0	0	0
19:00-20:00			
20:00-21:00			
21:00-22:00			
22:00-23:00			
23:00-24:00			
Daily Trip R	11	11	22

Count Type: OGVS

Time Range	ARRIVALS Trips	DEPARTUR Trips	TOTALS Trips
00:00-01:00			
01:00-02:00			
02:00-03:00			
03:00-04:00			
04:00-05:00			
05:00-06:00			
06:00-07:00			
07:00-08:0	0	0	0
08:00-09:0	0	0	0
09:00-10:0	0	0	0
10:00-11:0	4	3	7
11:00-12:0	0	0	0
12:00-13:0	1	1	2
13:00-14:0	0	0	0
14:00-15:0	1	1	2
15:00-16:0	0	0	0
16:00-17:0	0	0	0
17:00-18:0	0	1	1
18:00-19:0	0	0	0
19:00-20:00			
20:00-21:00			
21:00-22:00			
22:00-23:00			
23:00-24:00			
Daily Trip R	6	6	12

Count Type: LGVS

Time Range	ARRIVALS Trips	DEPARTUR Trips	TOTALS Trips
00:00-01:00			
01:00-02:00			
02:00-03:00			
03:00-04:00			
04:00-05:00			
05:00-06:00			
06:00-07:00			
07:00-08:0	0	0	0
08:00-09:0	0	0	0
09:00-10:0	0	0	0
10:00-11:0	1	0	1
11:00-12:0	0	0	0
12:00-13:0	0	0	0
13:00-14:0	0	0	0
14:00-15:0	0	0	0
15:00-16:0	0	1	1
16:00-17:0	1	1	2
17:00-18:0	0	0	0
18:00-19:0	0	0	0
19:00-20:00			
20:00-21:00			
21:00-22:00			
22:00-23:00			
23:00-24:00			
Daily Trip R	2	2	3

Count Type: PSVS

Time Range	ARRIVALS Trips	DEPARTUR Trips	TOTALS Trips	*Parking Accumulation*
00:00-01:00				
01:00-02:00				
02:00-03:00				
03:00-04:00				
04:00-05:00				
05:00-06:00				
06:00-07:00				
07:00-08:0	0	0	0	*0*
08:00-09:0	0	0	0	*0*
09:00-10:0	1	0	1	*0*
10:00-11:0	0	1	1	*1*
11:00-12:0	0	0	0	*1*
12:00-13:0	0	0	0	*1*
13:00-14:0	0	0	0	*1*
14:00-15:0	0	0	0	*1*
15:00-16:0	0	0	0	*0*
16:00-17:0	1	1	2	*0*
17:00-18:0	0	0	0	*0*
18:00-19:0	0	0	0	*0*
19:00-20:00				
20:00-21:00				
21:00-22:00				
22:00-23:00				
23:00-24:00				
Daily Trip R	2	2	5	

APPENDIX H: Interview Survey Data

Respondent ID	Collector ID	Start Date	End Date	IP Address	Email Address	First Name	Last Name	Custom Data 1	Which of the following best describes your reason for using this Costa Coffee / M&S Food / WHSmith unit today?	How did you travel to the hospital today?
									Response	Response
11140601810	249395734	2019-11-13 14:43:38	2019-11-13 14:48:18	184.50.26.186					I work at the hospital	Car
11140585812	249395734	2019-11-13 14:43:30	2019-11-13 14:43:38	104.86.111.37					I work at the hospital	Car
11140585041	249395734	2019-11-13 14:35:46	2019-11-13 14:43:30	23.212.3.157					I am a patient at the hospital	Other
11140568667	249395734	2019-11-13 14:38:03	2019-11-13 14:38:37	23.1.237.23					I will be / was visiting a patient at the hospital	Car
11140567161	249395734	2019-11-13 14:37:28	2019-11-13 14:38:03	23.1.237.23					I work at the hospital	Bicycle
11140564449	249395734	2019-11-13 14:35:12	2019-11-13 14:37:28	23.46.211.84					I work at the hospital	Car
11140559528	249395734	2019-11-13 14:30:21	2019-11-13 14:35:46	23.212.3.108					I am a patient at the hospital	Other
11140557677	249395734	2019-11-13 14:32:26	2019-11-13 14:35:12	23.1.237.28					I work at the hospital	Car
11140548334	249395734	2019-11-13 14:31:32	2019-11-13 14:32:25	2.18.66.134					I work at the hospital	Car
11140544259	249395734	2019-11-13 14:24:50	2019-11-13 14:31:32	23.219.38.174					I work at the hospital	Car
11140540992	249395734	2019-11-13 14:24:12	2019-11-13 14:30:18	184.27.141.86					I work at the hospital	Car
11140521740	249395734	2019-11-13 14:24:14	2019-11-13 14:24:50	23.1.237.28					I am visiting the hospital on other business	Other
11140520087	249395734	2019-11-13 14:24:05	2019-11-13 14:24:12	23.212.3.108					I work at the hospital	Car
11140520072	249395734	2019-11-13 14:20:53	2019-11-13 14:24:14	23.46.211.47					I am visiting the hospital on other business	Other
11140519701	249395734	2019-11-13 14:21:18	2019-11-13 14:24:05	23.36.15.28					I work at the hospital	Car
11140510427	249395734	2019-11-13 14:15:53	2019-11-13 14:21:17	23.46.211.47					I will be / was visiting a patient at the hospital	Car
11140508910	249395734	2019-11-13 14:19:57	2019-11-13 14:20:52	23.219.38.180					I have / had an out-patient appointment at the hospital	Car
11140505587	249395734	2019-11-13 14:15:18	2019-11-13 14:19:54	23.219.38.174					I have / had an out-patient appointment at the hospital	Car
11140492285	249395734	2019-11-13 14:07:21	2019-11-13 14:15:53	92.123.66.135					I work at the hospital	Other
11140490272	249395734	2019-11-13 14:14:11	2019-11-13 14:15:18	23.46.211.84					I will be / was visiting a patient at the hospital	Car
11140466012	249395734	2019-11-13 13:59:35	2019-11-13 14:07:59	23.219.38.180					I have / had an out-patient appointment at the hospital	Car
11140463744	249395734	2019-11-13 14:06:43	2019-11-13 14:07:20	92.122.54.71					I will be / was visiting a patient at the hospital	Car
11140461405	249395734	2019-11-13 14:03:17	2019-11-13 14:06:43	184.27.141.86					I have / had an out-patient appointment at the hospital	Car
11140450695	249395734	2019-11-13 14:01:45	2019-11-13 14:03:17	104.117.183.46					I will be / was visiting a patient at the hospital	Car
11140445529	249395734	2019-11-13 14:01:01	2019-11-13 14:01:44	184.27.141.86					I work at the hospital	Car
11140443269	249395734	2019-11-13 13:58:59	2019-11-13 14:01:01	23.46.211.47					I work at the hospital	Car
11140438573	249395734	2019-11-13 13:59:17	2019-11-13 13:59:35	23.1.237.28					I work at the hospital	Car
11140437698	249395734	2019-11-13 13:58:50	2019-11-13 13:59:16	23.46.211.84					I work at the hospital	Car
11140436854	249395734	2019-11-13 13:48:39	2019-11-13 13:58:59	184.27.141.86					I have / had an out-patient appointment at the hospital	Bus
11140436463	249395734	2019-11-13 13:58:37	2019-11-13 13:58:49	23.1.237.28					I work at the hospital	Car
11140436019	249395734	2019-11-13 13:58:23	2019-11-13 13:58:37	23.215.60.21					I work at the hospital	Car
11140435179	249395734	2019-11-13 13:58:06	2019-11-13 13:58:22	23.46.211.47					I work at the hospital	Car
11140434230	249395734	2019-11-13 13:57:36	2019-11-13 13:58:06	23.215.60.21					I will be / was visiting a patient at the hospital	Car
11140432712	249395734	2019-11-13 13:57:09	2019-11-13 13:57:36	23.1.237.28					I work at the hospital	Car
11140428702	249395734	2019-11-13 13:55:26	2019-11-13 13:57:09	23.1.237.28					I work at the hospital	Other
11140423729	249395734	2019-11-13 13:54:08	2019-11-13 13:55:26	23.215.60.21					I am a patient at the hospital	Car
11140422410	249395734	2019-11-13 13:53:43	2019-11-13 13:54:08	23.1.237.28					I have / had an out-patient appointment at the hospital	Car
11140421122	249395734	2019-11-13 13:47:41	2019-11-13 13:53:43	23.215.60.21					I work at the hospital	Car
11140405790	249395734	2019-11-13 13:46:13	2019-11-13 13:48:39	23.219.38.180					I work at the hospital	Car
11140402120	249395734	2019-11-13 13:46:53	2019-11-13 13:47:01	23.1.237.23					I work at the hospital	
11140401315	249395734	2019-11-13 13:46:26	2019-11-13 13:46:52	23.46.211.47					I am visiting the hospital on other business	Walking
11140400288	249395734	2019-11-13 13:46:16	2019-11-13 13:46:26	23.1.237.23					I am visiting the hospital on other business	Car
11140399798	249395734	2019-11-13 13:46:02	2019-11-13 13:46:16	23.46.211.47					I have / had an out-patient appointment at the hospital	Car
11140399390	249395734	2019-11-13 13:43:49	2019-11-13 13:46:13	92.123.66.135					I have / had an out-patient appointment at the hospital	Bus
11140399095	249395734	2019-11-13 13:45:52	2019-11-13 13:46:02	23.46.211.47					I work at the hospital	Car
11140398620	249395734	2019-11-13 13:37:10	2019-11-13 13:45:52	23.1.237.28					I work at the hospital	Car
11140392592	249395734	2019-11-13 13:43:24	2019-11-13 13:43:49	23.212.3.100					I work at the hospital	Car
11140391530	249395734	2019-11-13 13:26:47	2019-11-13 13:43:24	23.212.3.100					I will be / was visiting a patient at the hospital	Bus
11140373495	249395734	2019-11-13 13:36:56	2019-11-13 13:37:10	184.50.26.185					I will be / was visiting a patient at the hospital	Car
11140372573	249395734	2019-11-13 13:36:35	2019-11-13 13:36:55	23.1.237.23					I am visiting the hospital on other business	Other
11140371906	249395734	2019-11-13 13:36:24	2019-11-13 13:36:35	23.215.60.21					I will be / was visiting a patient at the hospital	Other
11140371417	249395734	2019-11-13 13:36:07	2019-11-13 13:36:23	184.50.26.186					I have / had an out-patient appointment at the hospital	Car
11140370534	249395734	2019-11-13 13:35:54	2019-11-13 13:36:07	23.215.60.21					I work at the hospital	Car
11140370043	249395734	2019-11-13 13:35:46	2019-11-13 13:35:54	184.50.26.186					I work at the hospital	Bus
11140344375	249395734	2019-11-13 13:25:17	2019-11-13 13:26:47	23.212.3.157					I work at the hospital	Bus
11140340761	249395734	2019-11-13 13:25:20	2019-11-13 13:25:27	23.215.60.21					I work at the hospital	Bus
11140340425	249395734	2019-11-13 13:25:12	2019-11-13 13:25:20	23.215.60.21					I work at the hospital	Car
11140340097	249395734	2019-11-13 13:24:14	2019-11-13 13:25:16	23.219.38.174					I work at the hospital	Bus
11140340019	249395734	2019-11-13 13:24:58	2019-11-13 13:25:12	23.215.60.21					I work at the hospital	Car
11140339260	249395734	2019-11-13 13:24:43	2019-11-13 13:24:58	23.1.237.23					I work at the hospital	Other
11140338657	249395734	2019-11-13 13:24:32	2019-11-13 13:24:43	23.1.237.28					I am visiting the hospital on other business	Bus
11140338249	249395734	2019-11-13 13:24:21	2019-11-13 13:24:31	23.215.60.21					I am visiting the hospital on other business	Other
11140337791	249395734	2019-11-13 13:24:13	2019-11-13 13:24:21	23.1.237.23					I work at the hospital	Walking
11140337577	249395734	2019-11-13 13:23:22	2019-11-13 13:24:14	104.86.111.12					I work at the hospital	Car
11140337465	249395734	2019-11-13 13:24:02	2019-11-13 13:24:13	23.1.237.28					I have / had an out-patient appointment at the hospital	Bus
11140336931	249395734	2019-11-13 13:23:50	2019-11-13 13:24:02	23.215.60.21					I have / had an out-patient appointment at the hospital	Car
11140336447	249395734	2019-11-13 13:19:31	2019-11-13 13:23:50	23.219.38.180					I work at the hospital	Car
11140335247	249395734	2019-11-13 13:22:34	2019-11-13 13:23:22	23.212.3.100					I work at the hospital	Car
11140332992	249395734	2019-11-13 13:21:14	2019-11-13 13:22:34	184.27.141.191					I will be / was visiting a patient at the hospital	Other
11140329652	249395734	2019-11-13 13:19:30	2019-11-13 13:21:13	95.101.143.188					I work at the hospital	Car

11140324907	249395734	2019-11-13 12:56:55	2019-11-13 13:19:29	23.212.3.100	I have / had an out-patient appointment at the hospital	Car
11140324634	249395734	2019-11-13 13:19:10	2019-11-13 13:19:22	23.219.38.180	I am visiting the hospital on other business	Bus
11140324151	249395734	2019-11-13 13:18:57	2019-11-13 13:19:09	23.1.237.23	I will be / was visiting a patient at the hospital	Car
11140323553	249395734	2019-11-13 13:18:10	2019-11-13 13:18:56	23.1.237.28	I will be / was visiting a patient at the hospital	Car
11140321281	249395734	2019-11-13 13:17:47	2019-11-13 13:18:10	23.219.38.180	I will be / was visiting a patient at the hospital	Bicycle
11140320284	249395734	2019-11-13 13:17:35	2019-11-13 13:17:45	23.1.237.23	I have / had an out-patient appointment at the hospital	Car
11140319240	249395734	2019-11-13 13:14:48	2019-11-13 13:17:34	23.215.60.21	I work at the hospital	Car
11140312363	249395734	2019-11-13 13:14:29	2019-11-13 13:14:46	23.219.38.174	I am a patient at the hospital	Car
11140311478	249395734	2019-11-13 13:14:14	2019-11-13 13:14:29	23.219.38.180	I work at the hospital	Car
11140266381	249395734	2019-11-13 12:55:21	2019-11-13 12:56:54	23.219.38.174	I am visiting the hospital on other business	Car
11140262555	249395734	2019-11-13 12:41:24	2019-11-13 12:55:20	23.219.38.174	I am visiting the hospital on other business	Bus
11140248713	249395734	2019-11-13 12:38:24	2019-11-13 12:49:24	184.27.141.198	I work at the hospital	Car
11140229283	249395734	2019-11-13 12:39:13	2019-11-13 12:41:24	184.27.141.198	I work at the hospital	Other
11140223627	249395734	2019-11-13 12:35:13	2019-11-13 12:39:13	184.27.141.198	I have / had an out-patient appointment at the hospital	Car
11140221613	249395734	2019-11-13 12:37:55	2019-11-13 12:38:24	184.27.141.198	I work at the hospital	Car
11140214679	249395734	2019-11-13 12:35:01	2019-11-13 12:37:54	23.212.109.21	I have / had an out-patient appointment at the hospital	Car
11140214089	249395734	2019-11-13 12:34:49	2019-11-13 12:35:12	95.101.143.188	I am visiting the hospital on other business	Other
11140213576	249395734	2019-11-13 12:34:53	2019-11-13 12:35:01	23.1.237.28	I work at the hospital	Car
11140213235	249395734	2019-11-13 12:34:29	2019-11-13 12:34:53	23.1.237.28	I am visiting the hospital on other business	Other
11140213083	249395734	2019-11-13 12:24:22	2019-11-13 12:34:49	95.101.143.188	I work at the hospital	Car
11140212164	249395734	2019-11-13 12:34:07	2019-11-13 12:34:28	104.98.117.4	I am visiting the hospital on other business	Other
11140211229	249395734	2019-11-13 12:33:50	2019-11-13 12:34:07	104.98.117.22	I work at the hospital	Car
11140210316	249395734	2019-11-13 12:33:18	2019-11-13 12:33:50	104.98.117.4	I work at the hospital	Bus
11140209004	249395734	2019-11-13 12:19:56	2019-11-13 12:33:18	23.212.109.21	I work at the hospital	Car
11140189702	249395734	2019-11-13 12:22:24	2019-11-13 12:24:21	104.86.111.37	I have / had an out-patient appointment at the hospital	Other
11140185124	249395734	2019-11-13 12:20:35	2019-11-13 12:22:23	184.27.141.86	I work at the hospital	Car
11140180923	249395734	2019-11-13 12:19:57	2019-11-13 12:20:35	23.219.38.180	I will be / was visiting a patient at the hospital	Other
11140179430	249395734	2019-11-13 12:18:48	2019-11-13 12:19:57	23.212.3.157	I work at the hospital	Car
11140179264	249395734	2019-11-13 12:19:34	2019-11-13 12:19:56	23.212.3.157	I work at the hospital	Walking
11140177056	249395734	2019-11-13 12:18:47	2019-11-13 12:19:33	104.86.111.37	I have / had an out-patient appointment at the hospital	Other
11140176524	249395734	2019-11-13 12:16:46	2019-11-13 12:18:47	23.212.3.149	I have / had an out-patient appointment at the hospital	Other
11140176503	249395734	2019-11-13 12:10:13	2019-11-13 12:18:47	104.86.111.37	I work at the hospital	Bus
11140171631	249395734	2019-11-13 12:16:39	2019-11-13 12:16:46	23.1.237.23	I work at the hospital	Other
11140171379	249395734	2019-11-13 12:06:47	2019-11-13 12:16:39	23.212.3.157	I work at the hospital	Car
11140155141	249395734	2019-11-13 12:09:56	2019-11-13 12:10:13	23.1.237.28	I am visiting the hospital on other business	Car
11140154514	249395734	2019-11-13 12:09:44	2019-11-13 12:09:56	23.212.3.149	I am visiting the hospital on other business	Other
11140154038	249395734	2019-11-13 12:09:33	2019-11-13 12:09:44	2.18.66.110	I am visiting the hospital on other business	Car
11140153558	249395734	2019-11-13 12:04:23	2019-11-13 12:09:33	2.18.66.110	I work at the hospital	Car
11140146365	249395734	2019-11-13 12:02:20	2019-11-13 12:06:47	104.117.183.38	I work at the hospital	Car
11140140526	249395734	2019-11-13 12:03:48	2019-11-13 12:04:23	23.212.3.108	I am visiting the hospital on other business	Car
11140138690	249395734	2019-11-13 12:03:19	2019-11-13 12:03:48	23.215.60.21	I am visiting the hospital on other business	Car
11140137478	249395734	2019-11-13 12:02:53	2019-11-13 12:03:19	23.212.3.108	I am visiting the hospital on other business	Car
11140136686	249395734	2019-11-13 12:02:35	2019-11-13 12:02:53	23.1.237.23	I work at the hospital	Car
11140136267	249395734	2019-11-13 12:02:19	2019-11-13 12:02:35	23.212.3.100	I work at the hospital	Bus
11140135765	249395734	2019-11-13 12:01:07	2019-11-13 12:02:20	2.18.66.110	I work at the hospital	Car
11140135684	249395734	2019-11-13 12:02:00	2019-11-13 12:02:19	23.215.60.21	I work at the hospital	Walking
11140134617	249395734	2019-11-13 12:01:44	2019-11-13 12:01:59	23.212.3.108	I will be / was visiting a patient at the hospital	Car
11140134240	249395734	2019-11-13 12:01:35	2019-11-13 12:01:44	23.212.3.108	I work at the hospital	Car
11140133768	249395734	2019-11-13 12:01:19	2019-11-13 12:01:34	23.212.3.100	I have / had an out-patient appointment at the hospital	Walking
11140132964	249395734	2019-11-13 11:53:37	2019-11-13 12:01:18	23.212.3.100	I work at the hospital	Walking
11140132612	249395734	2019-11-13 12:00:58	2019-11-13 12:01:06	2.18.66.110	I have / had an out-patient appointment at the hospital	Other
11140132212	249395734	2019-11-13 11:59:24	2019-11-13 12:00:58	23.1.237.28	I have / had an out-patient appointment at the hospital	Car
11140128410	249395734	2019-11-13 11:57:23	2019-11-13 11:59:24	184.27.141.191	I work at the hospital	Bicycle
11140124048	249395734	2019-11-13 11:55:39	2019-11-13 11:57:23	23.1.237.23	I work at the hospital	Car
11140120178	249395734	2019-11-13 11:55:07	2019-11-13 11:55:38	104.117.183.46	I will be / was visiting a patient at the hospital	Car
11140118961	249395734	2019-11-13 11:49:18	2019-11-13 11:55:07	184.27.141.198	I work at the hospital	Car
11140115569	249395734	2019-11-13 11:53:27	2019-11-13 11:53:37	23.1.237.28	I am visiting the hospital on other business	Other
11140114749	249395734	2019-11-13 11:52:58	2019-11-13 11:53:27	23.1.237.28	I will be / was visiting a patient at the hospital	Other
11140113949	249395734	2019-11-13 11:52:44	2019-11-13 11:52:58	23.212.109.21	I have / had an out-patient appointment at the hospital	Bus
11140113564	249395734	2019-11-13 11:52:02	2019-11-13 11:52:44	23.212.109.21	I work at the hospital	Car
11140112051	249395734	2019-11-13 11:50:41	2019-11-13 11:52:02	23.212.109.21	I am a patient at the hospital	Car
11140106073	249395734	2019-11-13 11:49:06	2019-11-13 11:50:41	23.36.15.45	I will be / was visiting a patient at the hospital	Walking
11140105943	249395734	2019-11-13 11:48:37	2019-11-13 11:49:18	23.219.38.180	I have / had an out-patient appointment at the hospital	Bus
11140104956	249395734	2019-11-13 11:48:29	2019-11-13 11:49:06	23.36.15.45	I am visiting the hospital on other business	Car
11140104315	249395734	2019-11-13 11:40:59	2019-11-13 11:48:36	23.212.3.157	I work at the hospital	Car
11140097846	249395734	2019-11-13 11:45:28	2019-11-13 11:48:29	23.36.15.28	I will be / was visiting a patient at the hospital	Other
11140097444	249395734	2019-11-13 11:45:07	2019-11-13 11:45:27	23.36.15.28	I have / had an out-patient appointment at the hospital	Bus
11140096069	249395734	2019-11-13 11:44:31	2019-11-13 11:45:07	23.215.60.21	I am visiting the hospital on other business	Other
11140095185	249395734	2019-11-13 11:44:14	2019-11-13 11:44:30	23.1.237.28	I work at the hospital	Walking
11140094848	249395734	2019-11-13 11:43:59	2019-11-13 11:44:14	23.36.15.45	I work at the hospital	Bicycle
11140094361	249395734	2019-11-13 11:41:13	2019-11-13 11:43:59	23.1.237.28	I am visiting the hospital on other business	Other
11140087728	249395734	2019-11-13 11:40:49	2019-11-13 11:41:12	23.215.60.21	I work at the hospital	

11140087705	249395734	2019-11-13 11:36:14	2019-11-13 11:40:58	2.18.66.110	I work at the hospital	Bicycle
11140087337	249395734	2019-11-13 11:35:57	2019-11-13 11:40:49	23.215.60.21	I am a patient at the hospital	Walking
11140077417	249395734	2019-11-13 11:29:44	2019-11-13 11:36:14	2.18.66.110	I will be / was visiting a patient at the hospital	Other
11140076811	249395734	2019-11-13 11:35:40	2019-11-13 11:35:57	23.212.109.21	I have / had an out-patient appointment at the hospital	Car
11140076195	249395734	2019-11-13 11:28:35	2019-11-13 11:35:40	23.15.241.214	I work at the hospital	Car
11140063089	249395734	2019-11-13 11:28:14	2019-11-13 11:29:43	184.29.35.30	I work at the hospital	Car
11140060285	249395734	2019-11-13 11:28:15	2019-11-13 11:28:35	23.1.237.28	I am visiting the hospital on other business	Car
11140059512	249395734	2019-11-13 11:28:05	2019-11-13 11:28:15	23.212.109.21	I have / had an out-patient appointment at the hospital	Other
11140059441	249395734	2019-11-13 11:27:54	2019-11-13 11:28:13	184.29.35.55	I work at the hospital	Car
11140059079	249395734	2019-11-13 11:27:53	2019-11-13 11:28:05	23.212.109.21	I have / had an out-patient appointment at the hospital	Bus
11140058703	249395734	2019-11-13 11:24:28	2019-11-13 11:27:54	104.117.183.46	I work at the hospital	Car
11140058598	249395734	2019-11-13 11:27:45	2019-11-13 11:27:53	184.27.141.93	I am a patient at the hospital	Walking
11140058262	249395734	2019-11-13 11:27:36	2019-11-13 11:27:44	184.27.141.93	I work at the hospital	Car
11140058006	249395734	2019-11-13 11:26:50	2019-11-13 11:27:36	23.1.237.28	I work at the hospital	Car
11140055956	249395734	2019-11-13 11:24:33	2019-11-13 11:26:50	184.27.141.86	I am a patient at the hospital	Car
11140050205	249395734	2019-11-13 11:22:34	2019-11-13 11:24:32	23.1.237.28	I have / had an out-patient appointment at the hospital	Bus
11140050180	249395734	2019-11-13 11:22:58	2019-11-13 11:24:27	2.18.66.110	I work at the hospital	Car
11140046676	249395734	2019-11-13 11:22:24	2019-11-13 11:22:58	184.29.35.55	I am a patient at the hospital	Other
11140045646	249395734	2019-11-13 11:22:00	2019-11-13 11:22:33	2.18.66.134	I work at the hospital	Walking
11140045168	249395734	2019-11-13 11:21:46	2019-11-13 11:22:24	23.52.0.79	I work at the hospital	Car
11140044376	249395734	2019-11-13 11:21:36	2019-11-13 11:21:59	23.60.168.94	I work at the hospital	Car
11140044137	249395734	2019-11-13 11:20:55	2019-11-13 11:21:46	184.29.35.55	I work at the hospital	Car
11140043522	249395734	2019-11-13 11:21:20	2019-11-13 11:21:35	23.60.168.119	I work at the hospital	Walking
11140043133	249395734	2019-11-13 11:21:00	2019-11-13 11:21:20	23.52.0.79	I have / had an out-patient appointment at the hospital	Bus
11140042232	249395734	2019-11-13 11:19:51	2019-11-13 11:20:55	23.52.0.79	I work at the hospital	Car
11140042024	249395734	2019-11-13 11:19:52	2019-11-13 11:21:00	2.18.66.134	I am a patient at the hospital	Bus
11140039901	249395734	2019-11-13 11:11:10	2019-11-13 11:19:50	23.52.0.79	I work at the hospital	Bus
11140039891	249395734	2019-11-13 11:19:20	2019-11-13 11:19:51	23.52.0.79	I work at the hospital	Car
11140020797	249395734	2019-11-13 11:08:25	2019-11-13 11:11:10	2.18.66.134	I work at the hospital	Car
11140014804	249395734	2019-11-13 11:07:44	2019-11-13 11:08:25	23.52.0.79	I work at the hospital	Bus
11140013400	249395734	2019-11-13 10:59:39	2019-11-13 11:07:44	2.18.66.110	I am visiting the hospital on other business	Car
11139997292	249395734	2019-11-13 10:57:57	2019-11-13 10:59:39	184.28.198.143	I work at the hospital	Car
11139994546	249395734	2019-11-13 10:57:55	2019-11-13 10:58:13	2.18.66.134	I am visiting the hospital on other business	
11139993972	249395734	2019-11-13 10:55:12	2019-11-13 10:57:57	184.28.198.143	I am a patient at the hospital	Other
11139993884	249395734	2019-11-13 10:57:23	2019-11-13 10:57:55	23.212.3.100	I am visiting the hospital on other business	Other
11139992774	249395734	2019-11-13 10:57:04	2019-11-13 10:57:23	23.212.3.100	I am a patient at the hospital	Car
11139992166	249395734	2019-11-13 10:56:35	2019-11-13 10:57:03	2.18.66.134	I work at the hospital	Car
11139991243	249395734	2019-11-13 10:56:26	2019-11-13 10:56:35	23.212.3.100	I work at the hospital	Car
11139990813	249395734	2019-11-13 10:54:30	2019-11-13 10:56:23	23.212.3.100	I work at the hospital	Car
11139988548	249395734	2019-11-13 10:53:47	2019-11-13 10:55:12	23.212.3.100	I work at the hospital	Car
11139986974	249395734	2019-11-13 10:53:54	2019-11-13 10:54:29	23.215.60.21	I have / had an out-patient appointment at the hospital	Car
11139985726	249395734	2019-11-13 10:53:24	2019-11-13 10:53:47	184.50.26.186	I will be / was visiting a patient at the hospital	Car
11139985448	249395734	2019-11-13 10:53:27	2019-11-13 10:53:54	23.52.0.79	I work at the hospital	Car
11139984961	249395734	2019-11-12 22:55:13	2019-11-13 10:53:23	184.50.26.186	I work at the hospital	Car
11137110120	249395734	2019-11-12 14:58:39	2019-11-12 15:00:05	23.46.211.84	I will be / was visiting a patient at the hospital	Other
11137109862	249395734	2019-11-12 14:53:24	2019-11-12 15:00:01	2.18.66.134	I will be / was visiting a patient at the hospital	Walking
11137104912	249395734	2019-11-12 14:58:08	2019-11-12 14:58:39	23.46.211.84	I am a patient at the hospital	Other
11137103288	249395734	2019-11-12 14:55:02	2019-11-12 14:58:07	184.50.26.185	I will be / was visiting a patient at the hospital	Car
11137092834	249395734	2019-11-12 14:52:32	2019-11-12 14:55:02	2.18.66.110	I work at the hospital	Car
11137087018	249395734	2019-11-12 14:50:14	2019-11-12 14:53:24	23.215.60.21	I will be / was visiting a patient at the hospital	Walking
11137084054	249395734	2019-11-12 14:49:26	2019-11-12 14:52:32	184.50.26.185	I work at the hospital	Car
11137075774	249395734	2019-11-12 14:43:42	2019-11-12 14:50:14	2.18.66.110	I will be / was visiting a patient at the hospital	Car
11137072989	249395734	2019-11-12 14:41:39	2019-11-12 14:49:25	184.50.26.185	I will be / was visiting a patient at the hospital	Car
11137053220	249395734	2019-11-12 14:41:18	2019-11-12 14:43:42	2.18.66.110	I have / had an out-patient appointment at the hospital	Car
11137045915	249395734	2019-11-12 14:40:09	2019-11-12 14:41:39	2.18.66.110	I will be / was visiting a patient at the hospital	Car
11137044800	249395734	2019-11-12 14:40:59	2019-11-12 14:41:18	184.50.26.185	I will be / was visiting a patient at the hospital	Car
11137042995	249395734	2019-11-12 14:40:10	2019-11-12 14:40:59	184.50.26.185	I work at the hospital	Car
11137040604	249395734	2019-11-12 14:37:52	2019-11-12 14:40:09	2.18.66.110	I will be / was visiting a patient at the hospital	Car
11137040015	249395734	2019-11-12 14:24:25	2019-11-12 14:40:09	23.46.211.84	I work at the hospital	Car
11137032880	249395734	2019-11-12 14:35:07	2019-11-12 14:37:51	23.46.211.47	I will be / was visiting a patient at the hospital	Car
11137023399	249395734	2019-11-12 14:33:16	2019-11-12 14:35:06	184.50.26.185	I work at the hospital	Car
11137017139	249395734	2019-11-12 14:32:45	2019-11-12 14:33:15	92.122.54.71	I will be / was visiting a patient at the hospital	Car
11137015376	249395734	2019-11-12 14:32:30	2019-11-12 14:32:45	92.122.54.71	I work at the hospital	Walking
11137014493	249395734	2019-11-12 14:32:07	2019-11-12 14:32:29	92.122.54.71	I work at the hospital	Walking
11137013073	249395734	2019-11-12 14:27:36	2019-11-12 14:32:06	81.52.134.6	I am visiting the hospital on other business	Other
11136997835	249395734	2019-11-12 14:27:16	2019-11-12 14:27:36	81.52.134.100	I am visiting the hospital on other business	Car
11136996976	249395734	2019-11-12 14:26:53	2019-11-12 14:27:16	92.122.54.71	I work at the hospital	Car
11136995800	249395734	2019-11-12 14:26:42	2019-11-12 14:26:53	23.219.38.174	I will be / was visiting a patient at the hospital	Car
11136995106	249395734	2019-11-12 14:24:05	2019-11-12 14:26:42	23.219.38.174	I work at the hospital	Car
11136987470	249395734	2019-11-12 14:24:09	2019-11-12 14:24:24	184.50.26.185	I work at the hospital	Car
11136986656	249395734	2019-11-12 14:24:01	2019-11-12 14:24:09	92.122.92.76	I work at the hospital	Car
11136986234	249395734	2019-11-12 14:21:46	2019-11-12 14:24:04	2.18.66.110	I work at the hospital	Car

11136985650	249395734	2019-11-12 14:23:13	2019-11-12 14:24:00	23.46.211.84	I work at the hospital	Car
11136982902	249395734	2019-11-12 14:21:31	2019-11-12 14:23:13	92.122.92.76	I work at the hospital	Car
11136978554	249395734	2019-11-12 14:21:34	2019-11-12 14:21:45	23.46.211.47	I work at the hospital	Car
11136977942	249395734	2019-11-12 14:18:51	2019-11-12 14:21:34	184.50.26.185	I work at the hospital	Car
11136977545	249395734	2019-11-12 14:11:36	2019-11-12 14:21:31	184.50.26.186	I work at the hospital	Car
11136969097	249395734	2019-11-12 14:18:39	2019-11-12 14:18:51	95.101.143.207	I have / had an out-patient appointment at the hospital	Car
11136968187	249395734	2019-11-12 14:18:06	2019-11-12 14:18:39	23.219.38.180	I will be / was visiting a patient at the hospital	Walking
11136966219	249395734	2019-11-12 14:17:40	2019-11-12 14:18:06	23.219.38.174	I have / had an out-patient appointment at the hospital	Car
11136964786	249395734	2019-11-12 14:15:47	2019-11-12 14:17:40	81.52.134.47	I work at the hospital	Car
11136958826	249395734	2019-11-12 14:08:28	2019-11-12 14:15:46	172.232.11.86	I have / had an out-patient appointment at the hospital	Bus
11136945442	249395734	2019-11-12 14:07:53	2019-11-12 14:11:36	104.86.111.12	I work at the hospital	Bus
11136935073	249395734	2019-11-12 14:07:58	2019-11-12 14:08:28	95.101.143.188	I have / had an out-patient appointment at the hospital	Car
11136933235	249395734	2019-11-12 14:07:44	2019-11-12 14:07:58	23.212.3.100	I work at the hospital	Car
11136933095	249395734	2019-11-12 14:05:52	2019-11-12 14:07:52	23.1.237.28	I will be / was visiting a patient at the hospital	Car
11136932704	249395734	2019-11-12 14:01:42	2019-11-12 14:07:44	95.101.143.188	I work at the hospital	Car
11136926367	249395734	2019-11-12 13:52:41	2019-11-12 14:05:51	92.122.54.71	I work at the hospital	Car
11136913466	249395734	2019-11-12 14:01:31	2019-11-12 14:01:42	23.46.211.84	I work at the hospital	Other
11136912886	249395734	2019-11-12 13:55:46	2019-11-12 14:01:30	184.50.26.186	I work at the hospital	Car
11136886206	249395734	2019-11-12 13:51:54	2019-11-12 13:52:41	81.52.131.53	I work at the hospital	Other
11136884170	249395734	2019-11-12 13:49:51	2019-11-12 13:51:54	81.52.131.53	I work at the hospital	Bus
11136878415	249395734	2019-11-12 13:48:07	2019-11-12 13:49:51	81.52.134.47	I will be / was visiting a patient at the hospital	Car
11136873531	249395734	2019-11-12 13:47:24	2019-11-12 13:48:07	81.52.131.53	I work at the hospital	Car
11136871066	249395734	2019-11-12 13:42:36	2019-11-12 13:47:24	23.1.237.28	I came to the hospital specifically to visit Costa Coffee / M&S Food / WHSmith	
11136863121	249395734	2019-11-12 13:42:19	2019-11-12 13:44:33	23.212.3.100	I work at the hospital	Car
11136857527	249395734	2019-11-12 13:42:01	2019-11-12 13:42:36	23.1.237.23	I work at the hospital	Car
11136856542	249395734	2019-11-12 13:38:54	2019-11-12 13:42:18	23.219.38.174	I am visiting the hospital on other business	Car
11136855698	249395734	2019-11-12 13:41:16	2019-11-12 13:42:01	2.17.209.151	I am visiting the hospital on other business	Walking
11136853580	249395734	2019-11-12 13:40:01	2019-11-12 13:41:15	2.17.209.151	I work at the hospital	Car
11136850033	249395734	2019-11-12 13:39:45	2019-11-12 13:40:01	23.212.3.100	I work at the hospital	Car
11136849198	249395734	2019-11-12 13:38:59	2019-11-12 13:39:45	92.122.54.71	I work at the hospital	Car
11136846954	249395734	2019-11-12 13:37:09	2019-11-12 13:38:59	92.122.54.71	I will be / was visiting a patient at the hospital	Car
11136846741	249395734	2019-11-12 13:38:24	2019-11-12 13:38:53	23.1.237.28	I am visiting the hospital on other business	Car
11136845261	249395734	2019-11-12 13:37:13	2019-11-12 13:38:23	23.212.3.100	I work at the hospital	Walking
11136841855	249395734	2019-11-12 13:36:02	2019-11-12 13:37:13	23.215.60.21	I work at the hospital	Bus
11136841607	249395734	2019-11-12 13:33:58	2019-11-12 13:37:09	23.212.3.100	I am visiting the hospital on other business	Car
11136838327	249395734	2019-11-12 13:35:22	2019-11-12 13:36:02	23.1.237.28	I work at the hospital	Car
11136836594	249395734	2019-11-12 13:33:27	2019-11-12 13:35:22	23.212.3.108	I work at the hospital	Car
11136832669	249395734	2019-11-12 13:30:59	2019-11-12 13:33:58	2.18.66.110	I came to the hospital specifically to visit Costa Coffee / M&S Food / WHSmith	Car
11136831285	249395734	2019-11-12 13:32:16	2019-11-12 13:33:27	23.212.3.108	I work at the hospital	Bus
11136828228	249395734	2019-11-12 13:31:55	2019-11-12 13:32:16	23.212.3.100	I work at the hospital	Car
11136827307	249395734	2019-11-12 13:31:23	2019-11-12 13:31:55	23.212.3.100	I work at the hospital	Car
11136825540	249395734	2019-11-12 13:28:31	2019-11-12 13:31:22	23.1.237.28	I work at the hospital	Car
11136824405	249395734	2019-11-12 13:30:05	2019-11-12 13:30:58	2.18.66.110	I work at the hospital	
11136822388	249395734	2019-11-12 13:29:19	2019-11-12 13:30:05	23.212.3.108	I am visiting the hospital on other business	Car
11136820266	249395734	2019-11-12 13:28:32	2019-11-12 13:29:19	184.50.26.185	I work at the hospital	Other
11136818310	249395734	2019-11-12 13:28:06	2019-11-12 13:28:32	23.212.3.100	I work at the hospital	Walking
11136818285	249395734	2019-11-12 13:28:22	2019-11-12 13:28:31	23.212.3.100	I work at the hospital	Car
11136817851	249395734	2019-11-12 13:26:27	2019-11-12 13:28:22	92.122.54.71	I work at the hospital	Bus
11136817044	249395734	2019-11-12 13:27:44	2019-11-12 13:28:06	23.212.3.100	I work at the hospital	Car
11136816147	249395734	2019-11-12 13:21:23	2019-11-12 13:27:43	184.50.26.186	I work at the hospital	Walking
11136813131	249395734	2019-11-12 13:26:20	2019-11-12 13:26:27	23.1.237.28	I work at the hospital	Other
11136812729	249395734	2019-11-12 13:25:35	2019-11-12 13:26:19	23.212.3.100	I work at the hospital	Other
11136810855	249395734	2019-11-12 13:25:19	2019-11-12 13:25:35	23.1.237.28	I work at the hospital	Walking
11136810156	249395734	2019-11-12 13:25:10	2019-11-12 13:25:19	23.212.109.21	I work at the hospital	Other
11136809717	249395734	2019-11-12 13:24:59	2019-11-12 13:25:09	23.212.109.21	I work at the hospital	Other
11136808970	249395734	2019-11-12 13:23:58	2019-11-12 13:24:58	23.1.237.23	I work at the hospital	Other
11136806678	249395734	2019-11-12 13:23:49	2019-11-12 13:23:58	23.212.109.21	I work at the hospital	Walking
11136806299	249395734	2019-11-12 13:23:13	2019-11-12 13:23:49	23.212.109.21	I work at the hospital	Bus
11136804723	249395734	2019-11-12 13:18:28	2019-11-12 13:23:13	23.212.109.21	I will be / was visiting a patient at the hospital	Car
11136799333	249395734	2019-11-12 13:20:39	2019-11-12 13:21:22	23.1.237.28	I work at the hospital	Car
11136792483	249395734	2019-11-12 13:17:00	2019-11-12 13:18:27	23.215.60.21	I work at the hospital	Walking
11136788739	249395734	2019-11-12 13:16:06	2019-11-12 13:16:59	23.212.3.100	I work at the hospital	Walking
11136786437	249395734	2019-11-12 13:14:54	2019-11-12 13:16:06	23.1.237.28	I work at the hospital	Car
11136782853	249395734	2019-11-12 13:13:24	2019-11-12 13:14:53	81.52.134.92	I have / had an out-patient appointment at the hospital	Other
11136777175	249395734	2019-11-12 13:05:28	2019-11-12 13:13:24	23.212.3.100	I work at the hospital	Car
11136760353	249395734	2019-11-12 13:05:02	2019-11-12 13:05:27	23.215.60.21	I work at the hospital	Bus
11136759333	249395734	2019-11-12 13:03:32	2019-11-12 13:05:02	23.1.237.28	I have / had an out-patient appointment at the hospital	Car
11136755679	249395734	2019-11-12 13:01:58	2019-11-12 13:03:32	23.1.237.28	I will be / was visiting a patient at the hospital	Car
11136751933	249395734	2019-11-12 13:01:50	2019-11-12 13:01:58	23.212.109.21	I work at the hospital	Bicycle
11136751186	249395734	2019-11-12 13:01:32	2019-11-12 13:01:50	23.212.3.108	I work at the hospital	Car
11136750875	249395734	2019-11-12 13:00:20	2019-11-12 13:01:32	23.212.109.21	I work at the hospital	Car
11136747981	249395734	2019-11-12 12:59:58	2019-11-12 13:00:20	23.212.3.100	I work at the hospital	Car

11136747231	249395734	2019-11-12 12:59:50	2019-11-12 12:59:58	23.212.109.21	I work at the hospital	Car
11136746096	249395734	2019-11-12 12:56:42	2019-11-12 12:59:30	23.212.3.100	I work at the hospital	Car
11136744104	249395734	2019-11-12 12:57:36	2019-11-12 12:58:35	2.18.66.165	I will be / was visiting a patient at the hospital	Car
11136741833	249395734	2019-11-12 12:56:49	2019-11-12 12:57:35	2.18.66.165	I will be / was visiting a patient at the hospital	Car
11136740021	249395734	2019-11-12 12:55:57	2019-11-12 12:56:49	23.212.3.108	I will be / was visiting a patient at the hospital	Car
11136739676	249395734	2019-11-12 12:55:31	2019-11-12 12:56:42	23.212.109.21	I have / had an out-patient appointment at the hospital	Car
11136738139	249395734	2019-11-12 12:55:17	2019-11-12 12:55:57	2.18.66.165	I work at the hospital	Bus
11136737228	249395734	2019-11-12 12:53:33	2019-11-12 12:55:31	23.212.3.108	I work at the hospital	Car
11136736122	249395734	2019-11-12 12:54:07	2019-11-12 12:55:17	23.212.3.100	I work at the hospital	Other
11136734079	249395734	2019-11-12 12:53:52	2019-11-12 12:54:07	2.18.66.165	I have / had an out-patient appointment at the hospital	Car
11136733531	249395734	2019-11-12 12:53:08	2019-11-12 12:53:52	2.18.66.165	I will be / was visiting a patient at the hospital	Car
11136732605	249395734	2019-11-12 12:53:08	2019-11-12 12:53:33	95.101.143.188	I will be / was visiting a patient at the hospital	Car
11136731646	249395734	2019-11-12 12:50:31	2019-11-12 12:53:07	23.212.3.100	I have / had an out-patient appointment at the hospital	Car
11136731643	249395734	2019-11-12 12:52:27	2019-11-12 12:53:08	23.212.3.100	I work at the hospital	Other
11136730273	249395734	2019-11-12 12:52:17	2019-11-12 12:52:27	23.212.3.108	I work at the hospital	Walking
11136729936	249395734	2019-11-12 12:51:34	2019-11-12 12:52:17	81.52.134.92	I work at the hospital	Bicycle
11136725950	249395734	2019-11-12 12:49:31	2019-11-12 12:50:31	23.212.3.108	I will be / was visiting a patient at the hospital	Car
11136723677	249395734	2019-11-12 12:49:09	2019-11-12 12:49:30	184.50.26.185	I work at the hospital	Car
11136722777	249395734	2019-11-12 12:48:40	2019-11-12 12:49:09	2.18.66.165	I work at the hospital	Bicycle
11136721690	249395734	2019-11-12 12:48:24	2019-11-12 12:48:39	184.50.26.185	I work at the hospital	Car
11136721105	249395734	2019-11-12 12:42:39	2019-11-12 12:48:23	184.50.26.185	I came to the hospital specifically to visit Costa Coffee / M&S Food / WHSmith	Car
11136718855	249395734	2019-11-12 12:45:58	2019-11-12 12:51:34	23.10.252.157	I work at the hospital	Bus
11136715307	249395734	2019-11-12 12:45:39	2019-11-12 12:45:58	2.18.66.110	I work at the hospital	Other
11136714548	249395734	2019-11-12 12:43:35	2019-11-12 12:45:39	184.50.26.185	I have / had an out-patient appointment at the hospital	Car
11136709824	249395734	2019-11-12 12:42:11	2019-11-12 12:43:35	23.192.163.173	I am visiting the hospital on other business	Other
11136707696	249395734	2019-11-12 12:42:11	2019-11-12 12:42:38	2.18.66.70	I have / had an out-patient appointment at the hospital	Car
11136706632	249395734	2019-11-12 12:40:27	2019-11-12 12:42:11	23.1.237.28	I will be / was visiting a patient at the hospital	Car
11136706586	249395734	2019-11-12 12:41:40	2019-11-12 12:42:11	23.192.163.173	I will be / was visiting a patient at the hospital	Car
11136705468	249395734	2019-11-12 12:41:17	2019-11-12 12:41:40	23.192.163.173	I work at the hospital	Car
11136704256	249395734	2019-11-12 12:40:27	2019-11-12 12:41:16	23.212.3.100	I am visiting the hospital on other business	Other
11136702739	249395734	2019-11-12 12:40:19	2019-11-12 12:40:27	23.212.3.100	I work at the hospital	Other
11136702708	249395734	2019-11-12 12:40:07	2019-11-12 12:40:26	184.50.26.185	I work at the hospital	Car
11136702484	249395734	2019-11-12 12:40:10	2019-11-12 12:40:18	23.212.3.100	I work at the hospital	Other
11136702017	249395734	2019-11-12 12:39:35	2019-11-12 12:40:07	2.18.66.165	I work at the hospital	Car
11136701422	249395734	2019-11-12 12:39:35	2019-11-12 12:40:10	23.212.3.100	I work at the hospital	Other
11136700859	249395734	2019-11-12 12:39:17	2019-11-12 12:39:34	2.18.66.165	I work at the hospital	Car
11136700616	249395734	2019-11-12 12:39:18	2019-11-12 12:39:34	23.212.3.100	I work at the hospital	Other
11136700285	249395734	2019-11-12 12:35:00	2019-11-12 12:39:17	23.1.237.23	I work at the hospital	Car
11136700275	249395734	2019-11-12 12:35:22	2019-11-12 12:39:17	23.212.3.100	I work at the hospital	Other
11136691280	249395734	2019-11-12 12:34:34	2019-11-12 12:35:22	23.212.3.100	I work at the hospital	Car
11136690421	249395734	2019-11-12 12:34:42	2019-11-12 12:35:00	81.52.131.53	I will be / was visiting a patient at the hospital	Car
11136689729	249395734	2019-11-12 12:23:04	2019-11-12 12:34:41	81.52.131.53	I work at the hospital	Car
11136689279	249395734	2019-11-12 12:32:29	2019-11-12 12:34:34	23.212.3.100	I will be / was visiting a patient at the hospital	Car
11136684288	249395734	2019-11-12 12:31:27	2019-11-12 12:32:29	23.212.3.100	I have / had an out-patient appointment at the hospital	Car
11136681722	249395734	2019-11-12 12:30:09	2019-11-12 12:31:27	23.212.3.108	I have / had an out-patient appointment at the hospital	Car
11136678288	249395734	2019-11-12 12:29:43	2019-11-12 12:30:09	184.50.26.186	I work at the hospital	Car
11136677057	249395734	2019-11-12 12:29:17	2019-11-12 12:29:43	23.212.3.100	I will be / was visiting a patient at the hospital	Car
11136675864	249395734	2019-11-12 12:28:45	2019-11-12 12:29:15	184.50.26.185	I work at the hospital	Car
11136674650	249395734	2019-11-12 12:28:24	2019-11-12 12:28:45	2.18.66.110	I will be / was visiting a patient at the hospital	Bus
11136672694	249395734	2019-11-12 12:27:09	2019-11-12 12:28:24	23.212.3.100	I work at the hospital	Bus
11136670463	249395734	2019-11-12 12:22:13	2019-11-12 12:27:09	184.50.26.185	I work at the hospital	Car
11136658732	249395734	2019-11-12 12:19:28	2019-11-12 12:23:04	184.50.26.185	I will be / was visiting a patient at the hospital	Car
11136656317	249395734	2019-11-12 12:21:41	2019-11-12 12:22:13	23.1.237.28	I work at the hospital	Car
11136654620	249395734	2019-11-12 12:19:52	2019-11-12 12:21:41	23.215.60.21	I work at the hospital	Walking
11136650594	249395734	2019-11-12 12:15:40	2019-11-12 12:19:52	23.212.109.21	I work at the hospital	Car
11136649809	249395734	2019-11-12 12:19:11	2019-11-12 12:19:28	23.1.237.28	I will be / was visiting a patient at the hospital	Car
11136649182	249395734	2019-11-12 12:18:38	2019-11-12 12:19:11	2.18.66.70	I will be / was visiting a patient at the hospital	Car
11136647914	249395734	2019-11-12 12:17:04	2019-11-12 12:18:38	2.18.66.70	I work at the hospital	Other
11136644693	249395734	2019-11-12 12:16:37	2019-11-12 12:17:03	2.18.66.70	I will be / was visiting a patient at the hospital	Car
11136643769	249395734	2019-11-12 12:14:11	2019-11-12 12:16:36	2.18.66.70	I will be / was visiting a patient at the hospital	Car
11136641714	249395734	2019-11-12 12:15:31	2019-11-12 12:15:39	23.212.3.100	I work at the hospital	Car
11136641384	249395734	2019-11-12 12:13:40	2019-11-12 12:15:31	23.212.109.21	I work at the hospital	Car
11136638637	249395734	2019-11-12 12:12:07	2019-11-12 12:14:11	2.18.66.165	I work at the hospital	Bus
11136637550	249395734	2019-11-12 12:13:31	2019-11-12 12:13:39	23.1.237.28	I work at the hospital	Car
11136637251	249395734	2019-11-12 12:09:01	2019-11-12 12:13:31	23.1.237.23	I work at the hospital	Car
11136634397	249395734	2019-11-12 12:11:41	2019-11-12 12:12:06	23.212.3.100	I work at the hospital	Walking
11136633252	249395734	2019-11-12 12:10:51	2019-11-12 12:11:40	23.212.3.100	I work at the hospital	Other
11136631839	249395734	2019-11-12 12:10:34	2019-11-12 12:10:50	2.18.66.165	I will be / was visiting a patient at the hospital	Car
11136631205	249395734	2019-11-12 12:09:51	2019-11-12 12:10:33	2.18.66.165	I work at the hospital	Car
11136629493	249395734	2019-11-12 12:07:53	2019-11-12 12:09:50	184.50.26.185	I work at the hospital	Bicycle
11136627787	249395734	2019-11-12 12:07:42	2019-11-12 12:09:01	23.212.3.108	I am visiting the hospital on other business	Car
11136625198	249395734	2019-11-12 12:05:59	2019-11-12 12:07:52	23.212.3.100	I work at the hospital	Car

11136625038	249395734	2019-11-12 12:07:32	2019-11-12 12:07:41	23.212.3.100	I work at the hospital	Car
11136624689	249395734	2019-11-12 12:07:09	2019-11-12 12:07:31	23.212.3.100	I work at the hospital	Car
11136623802	249395734	2019-11-12 12:06:46	2019-11-12 12:07:09	23.212.3.100	I work at the hospital	Walking
11136622258	249395734	2019-11-12 12:04:50	2019-11-12 12:06:46	23.1.237.28	I work at the hospital	Bus
11136621400	249395734	2019-11-12 12:05:33	2019-11-12 12:05:58	2.18.66.70	I have / had an out-patient appointment at the hospital	Car
11136620604	249395734	2019-11-12 12:04:31	2019-11-12 12:05:33	2.18.66.70	I work at the hospital	Car
11136619008	249395734	2019-11-12 12:02:49	2019-11-12 12:04:49	23.212.109.21	I work at the hospital	Bus
11136618271	249395734	2019-11-12 12:04:00	2019-11-12 12:04:30	184.50.26.185	I will be / was visiting a patient at the hospital	Car
11136617179	249395734	2019-11-12 12:03:39	2019-11-12 12:04:00	2.18.66.70	I am a patient at the hospital	Car
11136616476	249395734	2019-11-12 12:03:02	2019-11-12 12:03:39	23.212.3.110	I work at the hospital	Car
11136615159	249395734	2019-11-12 12:02:10	2019-11-12 12:03:02	184.50.26.186	I work at the hospital	Car
11136614639	249395734	2019-11-12 12:02:34	2019-11-12 12:02:48	23.212.3.100	I work at the hospital	Car
11136613842	249395734	2019-11-12 12:01:06	2019-11-12 12:02:33	23.212.3.110	I am a patient at the hospital	Car
11136613152	249395734	2019-11-12 12:01:33	2019-11-12 12:02:09	184.50.26.186	I will be / was visiting a patient at the hospital	Walking
11136611886	249395734	2019-11-12 12:00:47	2019-11-12 12:01:32	2.18.66.70	I work at the hospital	Car
11136610860	249395734	2019-11-12 11:58:35	2019-11-12 12:01:05	81.52.134.92	I work at the hospital	Car
11136610205	249395734	2019-11-12 11:59:02	2019-11-12 12:00:46	23.212.3.110	I work at the hospital	Walking
11136606239	249395734	2019-11-12 11:58:46	2019-11-12 11:59:01	184.50.26.186	I work at the hospital	Car
11136605680	249395734	2019-11-12 11:57:00	2019-11-12 11:58:45	2.18.66.165	I work at the hospital	Car
11136605231	249395734	2019-11-12 11:56:32	2019-11-12 11:58:34	23.1.237.23	I work at the hospital	Other
11136601394	249395734	2019-11-12 11:56:33	2019-11-12 11:57:00	2.18.66.165	I have / had an out-patient appointment at the hospital	Other
11136600548	249395734	2019-11-12 11:56:16	2019-11-12 11:56:33	184.50.26.185	I work at the hospital	Car
11136600506	249395734	2019-11-12 11:51:25	2019-11-12 11:56:32	23.212.3.108	I work at the hospital	Car
11136599688	249395734	2019-11-12 11:55:56	2019-11-12 11:56:15	184.50.26.185	I came to the hospital specifically to visit Costa Coffee / M&S Food / WHSmith	Walking
11136598990	249395734	2019-11-12 11:55:37	2019-11-12 11:55:56	23.212.3.100	I work at the hospital	Car
11136598230	249395734	2019-11-12 11:53:41	2019-11-12 11:55:37	2.18.66.165	I will be / was visiting a patient at the hospital	Other
11136593503	249395734	2019-11-12 11:53:05	2019-11-12 11:53:40	184.50.26.186	I will be / was visiting a patient at the hospital	Car
11136592353	249395734	2019-11-12 11:52:04	2019-11-12 11:53:05	184.50.26.186	I will be / was visiting a patient at the hospital	Car
11136590252	249395734	2019-11-12 11:51:52	2019-11-12 11:52:03	23.212.3.100	I work at the hospital	Car
11136589745	249395734	2019-11-12 11:48:10	2019-11-12 11:51:51	2.18.66.165	I work at the hospital	Car
11136588899	249395734	2019-11-12 11:49:55	2019-11-12 11:51:24	81.52.134.92	I am a patient at the hospital	Car
11136585953	249395734	2019-11-12 11:49:05	2019-11-12 11:49:55	81.52.134.100	I am a patient at the hospital	Car
11136584301	249395734	2019-11-12 11:47:02	2019-11-12 11:49:04	23.219.38.174	I work at the hospital	Walking
11136582521	249395734	2019-11-12 11:46:30	2019-11-12 11:48:09	2.18.66.70	I will be / was visiting a patient at the hospital	Car
11136580234	249395734	2019-11-12 11:43:46	2019-11-12 11:47:02	23.212.3.108	I work at the hospital	Car
11136579126	249395734	2019-11-12 11:43:25	2019-11-12 11:46:29	184.50.26.185	I will be / was visiting a patient at the hospital	Walking
11136573655	249395734	2019-11-12 11:43:16	2019-11-12 11:43:46	95.101.143.207	I am a patient at the hospital	Bus
11136573028	249395734	2019-11-12 11:42:52	2019-11-12 11:43:24	23.212.3.100	I will be / was visiting a patient at the hospital	Car
11136572653	249395734	2019-11-12 11:38:16	2019-11-12 11:43:16	81.52.134.100	I am a patient at the hospital	Car
11136571957	249395734	2019-11-12 11:42:31	2019-11-12 11:42:51	184.50.26.186	I work at the hospital	Bus
11136571311	249395734	2019-11-12 11:41:14	2019-11-12 11:42:31	184.50.26.185	I work at the hospital	Car
11136568630	249395734	2019-11-12 11:40:20	2019-11-12 11:41:14	92.123.245.165	I am a patient at the hospital	Other
11136566988	249395734	2019-11-12 11:38:18	2019-11-12 11:40:20	92.123.245.165	I am a patient at the hospital	Car
11136562967	249395734	2019-11-12 11:37:08	2019-11-12 11:38:18	23.219.38.174	I have / had an out-patient appointment at the hospital	Walking
11136562838	249395734	2019-11-12 11:36:51	2019-11-12 11:38:16	23.219.38.174	I am a patient at the hospital	Car
11136560587	249395734	2019-11-12 11:36:35	2019-11-12 11:37:07	23.219.38.174	I will be / was visiting a patient at the hospital	Car
11136559869	249395734	2019-11-12 11:35:42	2019-11-12 11:36:51	92.122.54.71	I work at the hospital	Other
11136559547	249395734	2019-11-12 11:33:32	2019-11-12 11:36:35	23.219.38.174	I work at the hospital	Car
11136557737	249395734	2019-11-12 11:35:07	2019-11-12 11:35:42	23.1.237.23	I will be / was visiting a patient at the hospital	Other
11136556613	249395734	2019-11-12 11:34:37	2019-11-12 11:35:07	81.52.134.92	I am visiting the hospital on other business	Other
11136555641	249395734	2019-11-12 11:33:58	2019-11-12 11:34:37	92.122.54.71	I work at the hospital	Other
11136554385	249395734	2019-11-12 11:33:22	2019-11-12 11:33:58	23.1.237.23	I am a patient at the hospital	Car
11136553551	249395734	2019-11-12 11:30:53	2019-11-12 11:33:31	23.212.3.100	I work at the hospital	Car
11136553230	249395734	2019-11-12 11:33:13	2019-11-12 11:33:21	23.1.237.23	I work at the hospital	Car
11136552913	249395734	2019-11-12 11:32:27	2019-11-12 11:33:13	23.1.237.28	I work at the hospital	Car
11136551254	249395734	2019-11-12 11:32:08	2019-11-12 11:32:27	23.1.237.23	I am a patient at the hospital	Car
11136550788	249395734	2019-11-12 11:31:34	2019-11-12 11:32:08	23.1.237.28	I work at the hospital	Car
11136549690	249395734	2019-11-12 11:31:12	2019-11-12 11:31:34	81.52.134.92	I work at the hospital	Car
11136548942	249395734	2019-11-12 11:28:58	2019-11-12 11:31:11	23.1.237.23	I am a patient at the hospital	Bus
11136548286	249395734	2019-11-12 11:30:43	2019-11-12 11:30:52	184.50.26.185	I work at the hospital	Car
11136544891	249395734	2019-11-12 11:24:47	2019-11-12 11:29:17	184.50.26.186	I work at the hospital	Car
11136543105	249395734	2019-11-12 11:28:08	2019-11-12 11:28:58	81.52.134.92	I work at the hospital	Car
11136542688	249395734	2019-11-12 11:26:37	2019-11-12 11:28:08	81.52.134.92	I am a patient at the hospital	Car
11136539685	249395734	2019-11-12 11:25:53	2019-11-12 11:26:37	23.1.237.28	I am a patient at the hospital	Bus
11136538246	249395734	2019-11-12 11:24:47	2019-11-12 11:25:52	92.122.54.71	I am visiting the hospital on other business	Walking
11136536279	249395734	2019-11-12 11:23:30	2019-11-12 11:24:47	2.18.66.165	I work at the hospital	Car
11136536208	249395734	2019-11-12 11:24:36	2019-11-12 11:24:46	23.1.237.23	I work at the hospital	Bicycle
11136535817	249395734	2019-11-12 11:24:24	2019-11-12 11:24:36	95.101.143.188	I work at the hospital	Bicycle
11136535406	249395734	2019-11-12 11:22:41	2019-11-12 11:24:23	23.1.237.23	I work at the hospital	Car
11136533777	249395734	2019-11-12 11:23:02	2019-11-12 11:23:29	2.18.66.70	I work at the hospital	Car
11136532882	249395734	2019-11-12 11:19:39	2019-11-12 11:23:02	23.212.3.100	I work at the hospital	Car
11136526325	249395734	2019-11-12 11:17:29	2019-11-12 11:19:39	23.212.3.100	I work at the hospital	Walking

11136522214	249395734	2019-11-12 11:17:08	2019-11-12 11:17:29	23.212.3.100	I work at the hospital	Car
11136521447	249395734	2019-11-12 11:15:44	2019-11-12 11:17:07	2.18.66.70	I have / had an out-patient appointment at the hospital	Bus
11136519541	249395734	2019-11-12 11:15:57	2019-11-12 11:22:38	23.212.109.21	I work at the hospital	Car
11136518537	249395734	2019-11-12 11:14:55	2019-11-12 11:15:44	2.18.66.70	I will be / was visiting a patient at the hospital	Car
11136516923	249395734	2019-11-12 11:14:36	2019-11-12 11:14:54	23.212.3.100	I work at the hospital	Bus
11136516030	249395734	2019-11-12 11:14:14	2019-11-12 11:14:36	23.212.3.108	I work at the hospital	Bus
11136515600	249395734	2019-11-12 11:11:30	2019-11-12 11:14:14	2.18.66.70	I work at the hospital	Car
11136510350	249395734	2019-11-12 11:09:00	2019-11-12 11:11:29	23.212.3.100	I work at the hospital	Car
11136506359	249395734	2019-11-12 11:08:16	2019-11-12 11:09:54	184.50.26.185	I work at the hospital	Car
11136505550	249395734	2019-11-12 11:08:15	2019-11-12 11:08:59	23.212.3.108	I work at the hospital	Car
11136504158	249395734	2019-11-12 11:07:44	2019-11-12 11:08:14	23.1.237.28	I will be / was visiting a patient at the hospital	Car
11136504100	249395734	2019-11-12 11:06:49	2019-11-12 11:08:16	184.50.26.185	I work at the hospital	Car
11136503241	249395734	2019-11-12 11:07:21	2019-11-12 11:07:44	2.18.66.70	I will be / was visiting a patient at the hospital	Car
11136502534	249395734	2019-11-12 11:06:56	2019-11-12 11:07:21	23.1.237.28	I will be / was visiting a patient at the hospital	Car
11136501705	249395734	2019-11-12 11:05:10	2019-11-12 11:06:56	184.50.26.185	I work at the hospital	Car
11136501312	249395734	2019-11-12 11:05:44	2019-11-12 11:06:48	23.1.237.23	I work at the hospital	Car
11136498686	249395734	2019-11-12 11:05:01	2019-11-12 11:05:43	23.215.60.21	I work at the hospital	Other
11136498153	249395734	2019-11-12 11:04:06	2019-11-12 11:05:09	2.18.66.165	I work at the hospital	Car
11136497972	249395734	2019-11-12 11:04:37	2019-11-12 11:05:00	23.212.3.108	I work at the hospital	Car
11136497005	249395734	2019-11-12 11:02:03	2019-11-12 11:04:37	23.215.60.21	I work at the hospital	Other
11136496435	249395734	2019-11-12 11:00:25	2019-11-12 11:04:05	184.50.26.186	I work at the hospital	Car
11136491198	249395734	2019-11-12 11:01:01	2019-11-12 11:02:00	23.212.3.100	I am a patient at the hospital	Bus
11136490569	249395734	2019-11-12 11:00:40	2019-11-12 11:01:00	23.212.3.100	I work at the hospital	Car
11136489484	249395734	2019-11-12 10:57:31	2019-11-12 11:00:25	184.50.26.185	I am visiting the hospital on other business	Car
11136489465	249395734	2019-11-12 10:59:29	2019-11-12 11:00:35	23.212.3.108	I work at the hospital	Car
11136486677	249395734	2019-11-12 10:58:23	2019-11-12 10:59:29	23.212.109.21	I work at the hospital	Car
11136485343	249395734	2019-11-12 10:57:13	2019-11-12 10:58:20	23.1.237.23	I work at the hospital	Car
11136484119	249395734	2019-11-12 10:56:50	2019-11-12 10:57:30	184.50.26.185	I will be / was visiting a patient at the hospital	Car
11136482801	249395734	2019-11-12 10:50:01	2019-11-12 10:56:49	184.50.26.185	I have / had an out-patient appointment at the hospital	Car
11136481059	249395734	2019-11-12 10:54:57	2019-11-12 10:55:59	23.212.3.108	I am a patient at the hospital	Walking
11136478958	249395734	2019-11-12 10:53:45	2019-11-12 10:54:56	23.212.3.108	I work at the hospital	Car
11136477120	249395734	2019-11-12 10:46:42	2019-11-12 10:53:45	23.212.3.100	I came to the hospital specifically to visit Costa Coffee / M&S Food / WHSmith	Bus
11136470045	249395734	2019-11-12 10:49:43	2019-11-12 10:50:00	23.212.3.100	I have / had an out-patient appointment at the hospital	Car
11136357635	249395734	2019-11-12 09:46:49	2019-11-12 09:47:02	81.52.134.100	I work at the hospital	Car

APPENDIX I: ANPR Survey Data

SUMMARY OF RED ZONE PARKING

Tuesday 21st May

Total parked in Red Zone

0700	1100	1300	1900
36	134	130	19

Parked in Red Zone and arriving via Woodcote Green Road

0700	1100	1300	1900	
33	125	117	18	Maximum parked that arrive from Woodcote Green Road
92%	93%	90%	95%	Percentage of Red Zone parking using Woodcote Green Road
	105			Arrived between 0700 and 1100 - assume arrived in peak hour
	15			Departed between 0700 and 1100 - assume departed in peak hour
		2		Arrived between 1300 and 1900 - assume arrived in peak hour
		101		Departed between 1300 and 1900 - assume departed in peak hour

Wednesday 22nd May

Total parked in Red Zone

0700	1100	1300	1900
35	119	99	25

Parked in Red Zone and arriving via Woodcote Green Road

0700	1100	1300	1900	
31	105	87	20	Maximum parked that arrive from Woodcote Green Road
89%	88%	88%	80%	Percentage of Red Zone parking using Woodcote Green Road
	78			Arrived between 0700 and 1100 - assume arrived in peak hour
	4			Departed between 0700 and 1100 - assume departed in peak hour
		4		Arrived between 1300 and 1900 - assume arrived in peak hour
		71		Departed between 1300 and 1900 - assume departed in peak hour

Thursday 23rd May

Total parked in Red Zone

0700	1100	1300	1900
28	134	128	20

Parked in Red Zone and arriving via Woodcote Green Road

0700	1100	1300	1900	
26	116	112	18	Maximum parked that arrive from Woodcote Green Road
93%	87%	88%	90%	Percentage of Red Zone parking using Woodcote Green Road
	103			Arrived between 0700 and 1100 - assume arrived in peak hour
	12			Departed between 0700 and 1100 - assume departed in peak hour
		9		Arrived between 1300 and 1900 - assume arrived in peak hour
		84		Departed between 1300 and 1900 - assume departed in peak hour

ADVANCED TRANSPORT RESEARCH

Job Number & Name: 21326 Epsom Hospital

Site Number/Name: Red Zone

Client: Mayer Brown

Date: 21/05/2019

Weather: Cloudy, Dry

Comments: None

Advanced Transport Research	*Job Number & Name:*	**21326 Epsom Hospital**	
Red Zone	*Date:*	**Tuesday 21 May 2019**	

Job Type:	**Reg Plates**				
Co-ordinates:	**51°19'34.99"N, 0°16'21.14"W**	***Postcode:***	**KT18 7JT**	***Times:***	**0700-1900**

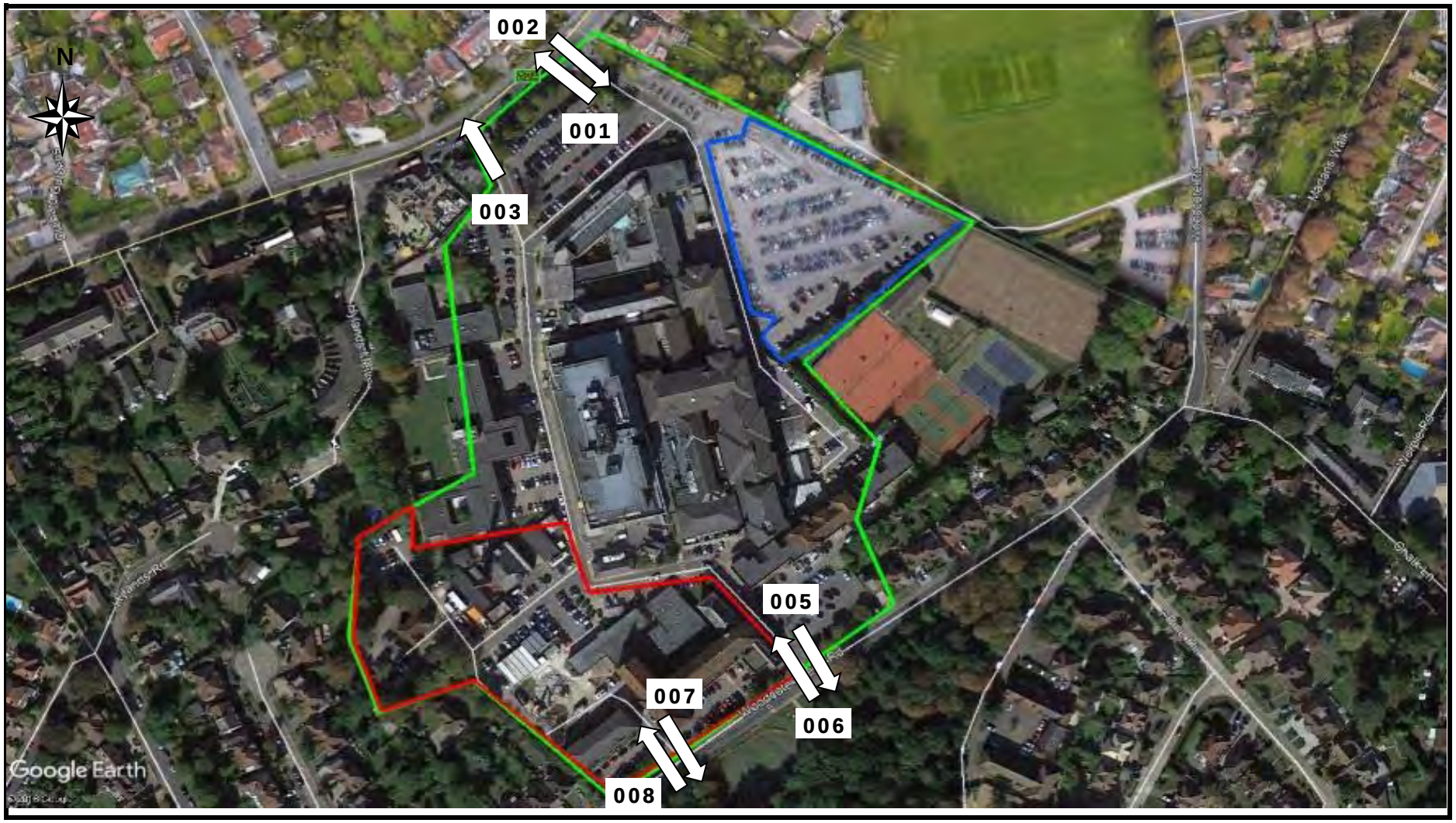

Advanced Transport Research	*Job Number & Name:*	**21326 Epsom Hospital**
Red Zone	*Client:*	**Mayer Brown**
Entry & Exit Locations	*Date:*	**Tuesday 21 May 2019**

	0700	1100	1300	1900	Entry	Exit
LY66	X	X	X	X	006	005
GK11	X	X	X	X	008	007
LD18	X	X	X	X	008	007
LF06	X	X	X	X	008	007
LJ64	X	X	X	X	008	007
LT66	X	X	X	X	008	007
MK14	X	X	X		008	003
L30E	X	X	X		006	005
LB06	X	X	X		006	005
LC68	X	X	X		006	005
LF16	X	X	X		006	005
LG19	X	X	X		006	005
LG56	X	X	X		006	005
LG66	X	X	X		006	005
OV53	X	X	X		006	005
YG51	X	X	X		006	005
YP56	X	X	X		006	005
HJ62	X	X	X		008	007
W954	X	X	X		008	007
WV57	X	X	X		008	007
WF60	X				006	003
KR57	X				002	005
LO64	X				002	005
T50J	X				002	005
AU63	X				006	005
BJ57	X				006	005
GN07	X				006	005
GY11	X				006	005
LB09	X				006	005
LF68	X				006	005

Advanced Transport Research	*Job Number & Name:*	**21326 Epsom Hospital**
Red Zone	*Client:*	**Mayer Brown**
Entry & Exit Locations	*Date:*	**Tuesday 21 May 2019**

LG09	X				006	005
MV14	X				006	005
PE61	X				006	005
VU04	X				006	005
VU05	X				006	005
SG16	X				008	007
GX67		X	X	X	006	005
LA66		X	X	X	006	005
LD14		X	X	X	006	005
LD56		X	X	X	006	005
EX18		X	X	X	008	007
GU18		X	X	X	008	007
NU62		X	X	X	008	007
Y441		X	X	X	008	007
LL67		X	X		002	001
LT10		X	X		002	001
OY67		X	X		002	001
BG68		X	X		002	003
HG58		X	X		002	003
K19A		X	X		002	003
SP63		X	X		002	003
AF13		X	X		006	003
LF17		X	X		006	003
LG04		X	X		006	003
S17E		X	X		006	003
SW11		X	X		006	003
GF61		X	X		006	005
GK08		X	X		006	005
GV54		X	X		006	005
GX68		X	X		006	005
GY13		X	X		006	005

Advanced Transport Research	*Job Number & Name:*	**21326 Epsom Hospital**
Red Zone	*Client:*	**Mayer Brown**
Entry & Exit Locations	*Date:*	**Tuesday 21 May 2019**

GY17		X	X		006	005
GY17		X	X		006	005
HJ12		X	X		006	005
HK07		X	X		006	005
HN06		X	X		006	005
HV59		X	X		006	005
HY11		X	X		006	005
J98B		X	X		006	005
KB05		X	X		006	005
LA06		X	X		006	005
LD55		X	X		006	005
LD59		X	X		006	005
LD62		X	X		006	005
LD67		X	X		006	005
LF14		X	X		006	005
LF14		X	X		006	005
LF19		X	X		006	005
LF67		X	X		006	005
LG04		X	X		006	005
LG09		X	X		006	005
LG18		X	X		006	005
LM64		X	X		006	005
LO09		X	X		006	005
LS65		X	X		006	005
LT05		X	X		006	005
LV62		X	X		006	005
LW17		X	X		006	005
LX11		X	X		006	005
MF57		X	X		006	005
MF64		X	X		006	005
MV15		X	X		006	005

Advanced Transport Research	*Job Number & Name:*	**21326 Epsom Hospital**
Red Zone	*Client:*	**Mayer Brown**
Entry & Exit Locations	*Date:*	**Tuesday 21 May 2019**

NA64		X	X		006	005
NV64		X	X		006	005
PK13		X	X		006	005
RE12		X	X		006	005
RK12		X	X		006	005
RV58		X	X		006	005
S2RD		X	X		006	005
ST10		X	X		006	005
VA59		X	X		006	005
WF03		X	X		006	005
WP65		X	X		006	005
WU16		X	X		006	005
Y209		X	X		006	005
AK59		X	X		008	005
LD15		X	X		008	005
LG64		X	X		008	005
BN67		X	X		006	007
FA07		X	X		008	007
FL10		X	X		008	007
GC16		X	X		008	007
GD65		X	X		008	007
LA68		X	X		008	007
LB11		X	X		008	007
LB66		X	X		008	007
LC16		X	X		008	007
LF66		X	X		008	007
LG66		X	X		008	007
LH60		X	X		008	007
LJ68		X	X		008	007
LL12		X	X		008	007
LX17		X	X		008	007

Advanced Transport Research	*Job Number & Name:*	**21326 Epsom Hospital**
Red Zone	*Client:*	**Mayer Brown**
Entry & Exit Locations	*Date:*	**Tuesday 21 May 2019**

LX63		X	X		008	007
MF62		X	X		008	007
OV57		X	X		008	007
RF60		X	X		008	007
YY67		X	X		008	007
DE13		X			006	003
EO17		X			006	003
G16J		X			006	003
KT10		X			002	005
BG09		X			006	005
LB09		X			006	005
LB64		X			006	005
LD14		X			006	005
LD64		X			006	005
LG15		X			006	005
LG19		X			006	005
LL09		X			006	005
LT12		X			006	005
LY15		X			006	005
RJ65		X			006	005
TA52		X			006	005
YA13		X			006	005
OW56		X			008	005
GV59		X			002	007
LC18		X			008	007
WV04		X			008	007
YA11		X			008	007
GU60			X	X	006	005
GX17			X	X	006	005
AP10			X		002	001
GN68			X		002	001

Advanced Transport Research	*Job Number & Name:*	**21326 Epsom Hospital**
Red Zone	*Client:*	**Mayer Brown**
Entry & Exit Locations	*Date:*	**Tuesday 21 May 2019**

LC09			**X**		002	003
LG55			**X**		002	003
OY60			**X**		006	003
LB66			**X**		002	005
NU58			**X**		002	005
EN17			**X**		006	005
EX58			**X**		006	005
HN18			**X**		006	005
LB17			**X**		006	005
LC68			**X**		006	005
LG68			**X**		006	005
LJ13			**X**		006	005
RY03			**X**		006	005
EY12			**X**		008	007
LG64				**X**	002	001
DS18				**X**	006	005
EN11				**X**	008	007

ADVANCED TRANSPORT RESEARCH

Job Number & Name: 21326 Epsom Hospital

Site Number/Name: Red Zone

Client: Mayer Brown

Date: 22/05/2019

Weather: Cloudy, Dry

Comments: None

Advanced Transport Research	*Job Number & Name:*	**21326 Epsom Hospital**	
Red Zone	*Date:*	**Wednesday 22 May 2019**	

Job Type:	**Reg Plates**				
Co-ordinates:	**51°19'34.99"N, 0°16'21.14"W**	***Postcode:***	**KT18 7JT**	***Times:***	**0700-1900**

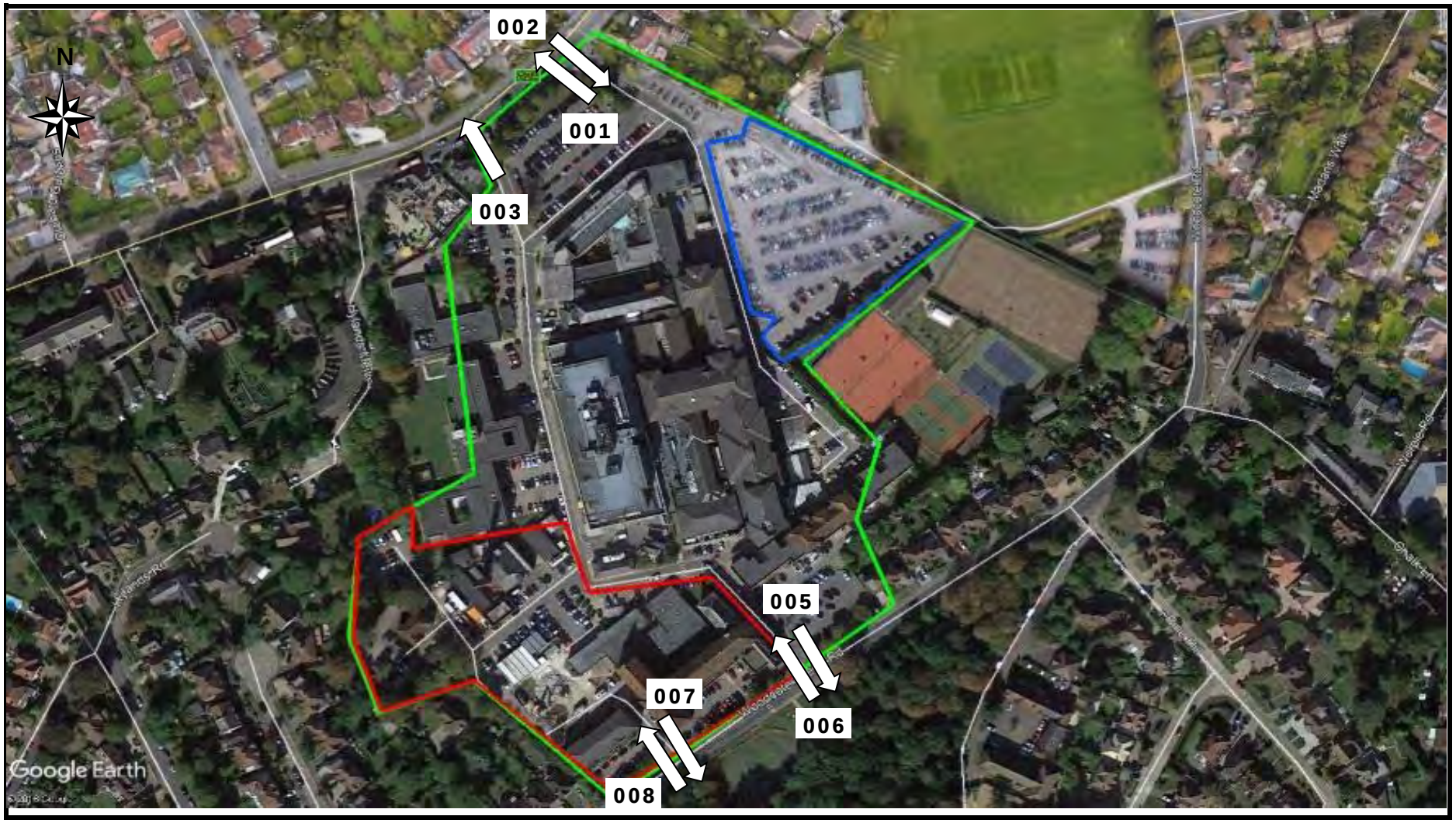

Advanced Transport Research	*Job Number & Name:*	**21326 Epsom Hospital**
Red Zone	*Client:*	**Mayer Brown**
Entry & Exit Locations	*Date:*	**Wednesday 22 May 2019**

	0700	1100	1300	1900	Entry	Exit
LC18	X	X	X	X	006	005
BJ52	X	X	X	X	008	007
LS06	X	X	X	X	008	007
K19A	X	X	X		002	003
YG62	X	X	X		008	003
BJ57	X	X	X		006	005
EX03	X	X	X		006	005
FV19	X	X	X		006	005
GX68	X	X	X		006	005
K8WB	X	X	X		006	005
LG14	X	X	X		006	005
LM63	X	X	X		006	005
DC65	X	X	X		006	007
LG12	X	X	X		006	007
LG13	X	X	X		006	007
NC07	X	X	X	X	008	007
NU62	X	X	X	X	008	007
RL02	X	X	X	X	008	007
HJ62	X	X			006	005
EY17	X	X			008	007
FA07	X	X			008	007
LB66	X	X			008	007
LF14	X	X			008	007
MF62	X	X			008	007
AK66	X	X	X	X	002	003
LD67	X	X	X	X	006	005
LG57	X	X	X		006	005
LB65	X	X	X	X	006	005
LT66	X	X	X	X	008	007
AK52	X				002	003

Advanced Transport Research	*Job Number & Name:*	**21326 Epsom Hospital**
Red Zone	*Client:*	**Mayer Brown**
Entry & Exit Locations	*Date:*	**Wednesday 22 May 2019**

LV17	X				002	003
AU63	X				006	005
LB09	X				006	005
PE61	X				006	005
VE62	X				006	005
DA55		X	X	X	002	001
HF63		X	X	X	006	005
LB57		X	X	X	006	005
BN67		X	X	X	008	007
KM10		X	X	X	008	007
LL18		X	X		002	001
LC66		X	X		006	001
V88E		X	X		006	001
EO17		X	X		002	003
HD08		X	X		002	003
KN68		X	X		002	003
LD66		X	X		002	003
OY67		X	X		002	003
RE16		X	X		002	003
RJ57		X	X		002	003
DA58		X	X		006	003
DL14		X	X		006	003
HJ15		X	X		006	003
LF13		X	X		006	003
LG67		X	X		006	003
LL18		X	X		006	003
LM61		X	X		006	003
OY60		X	X		006	003
TA52		X	X		006	003
EY17		X	X		008	003
FE13		X	X		008	003

Advanced Transport Research	*Job Number & Name:*	**21326 Epsom Hospital**
Red Zone	*Client:*	**Mayer Brown**
Entry & Exit Locations	*Date:*	**Wednesday 22 May 2019**

GC16		X	X		008	003
GU18		X	X		008	003
HA10		X	X		008	003
LC14		X	X		008	003
LC59		X	X		008	003
LG04		X	X		008	003
WV04		X	X		008	003
YP61		X	X		008	003
GK60		X	X		006	005
LC64		X	X		006	005
LC68		X	X		006	005
LJ68		X	X		006	005
WF03		X	X		006	005
X11A		X	X		006	005
AX12		X	X		006	007
BG57		X	X		006	007
EK17		X	X		006	007
EU10		X	X		006	007
FY58		X	X		006	007
GF13		X	X		006	007
GU17		X	X		006	007
GY11		X	X		006	007
KU64		X	X		006	007
KY15		X	X		006	007
LB17		X	X		006	007
LD17		X	X		006	007
LF67		X	X		006	007
R999		X	X		006	007
RK12		X	X		006	007
YO16		X	X		006	007
B7VE		X	X		008	007

Advanced Transport Research	*Job Number & Name:*	**21326 Epsom Hospital**
Red Zone	*Client:*	**Mayer Brown**
Entry & Exit Locations	*Date:*	**Wednesday 22 May 2019**

DA62		X	X		008	007
DN10		X	X		008	007
EX18		X	X		008	007
GF10		X	X		008	007
HV65		X	X		008	007
LA53		X	X		008	007
LF67		X	X		008	007
LG09		X	X		008	007
LK53		X	X		008	007
LX17		X	X		008	007
YA11		X	X		008	007
YY67		X	X		008	007
BK53		X	X	X	008	007
GV54		X	X	X	008	007
MA15		X	X	X	008	007
GJ66		X			002	001
L22C		X			002	001
AV60		X			006	003
LR09		X			006	003
GL64		X			008	003
LE02		X			008	003
YP09		X			008	003
LF65		X			002	005
LB11		X			006	005
LC54		X			006	005
LC65		X			006	005
LC67		X			006	005
LD65		X			006	005
T44L		X			006	005
YG07		X			006	005
LS61		X			006	007

Advanced Transport Research	*Job Number & Name:*	**21326 Epsom Hospital**
Red Zone	*Client:*	**Mayer Brown**
Entry & Exit Locations	*Date:*	**Wednesday 22 May 2019**

AJ06		**X**			008	007
LS11		**X**			008	007
FE05			**X**		002	001
EG07			**X**		006	003
PL05			**X**		008	003
HV59			**X**		006	005
WL15				**X**	002	001
NV10				**X**	002	003
LB60				**X**	006	003
BL14				**X**	008	003
V860				**X**	002	005
LS14				**X**	006	005
LJ64				**X**	008	007

ADVANCED TRANSPORT RESEARCH

Job Number & Name: 21326 Epsom Hospital

Site Number/Name: Red Zone

Client: Mayer Brown

Date: 23/05/2019

Weather: Cloudy, Dry

Comments: None

Advanced Transport Research	*Job Number & Name:*	**21326 Epsom Hospital**
Red Zone	*Date:*	**Thursday 23 May 2019**

Job Type:	**Reg Plates**				
Co-ordinates:	**51°19'34.99"N, 0°16'21.14"W**	***Postcode:***	**KT18 7JT**	***Times:***	**0700-1900**

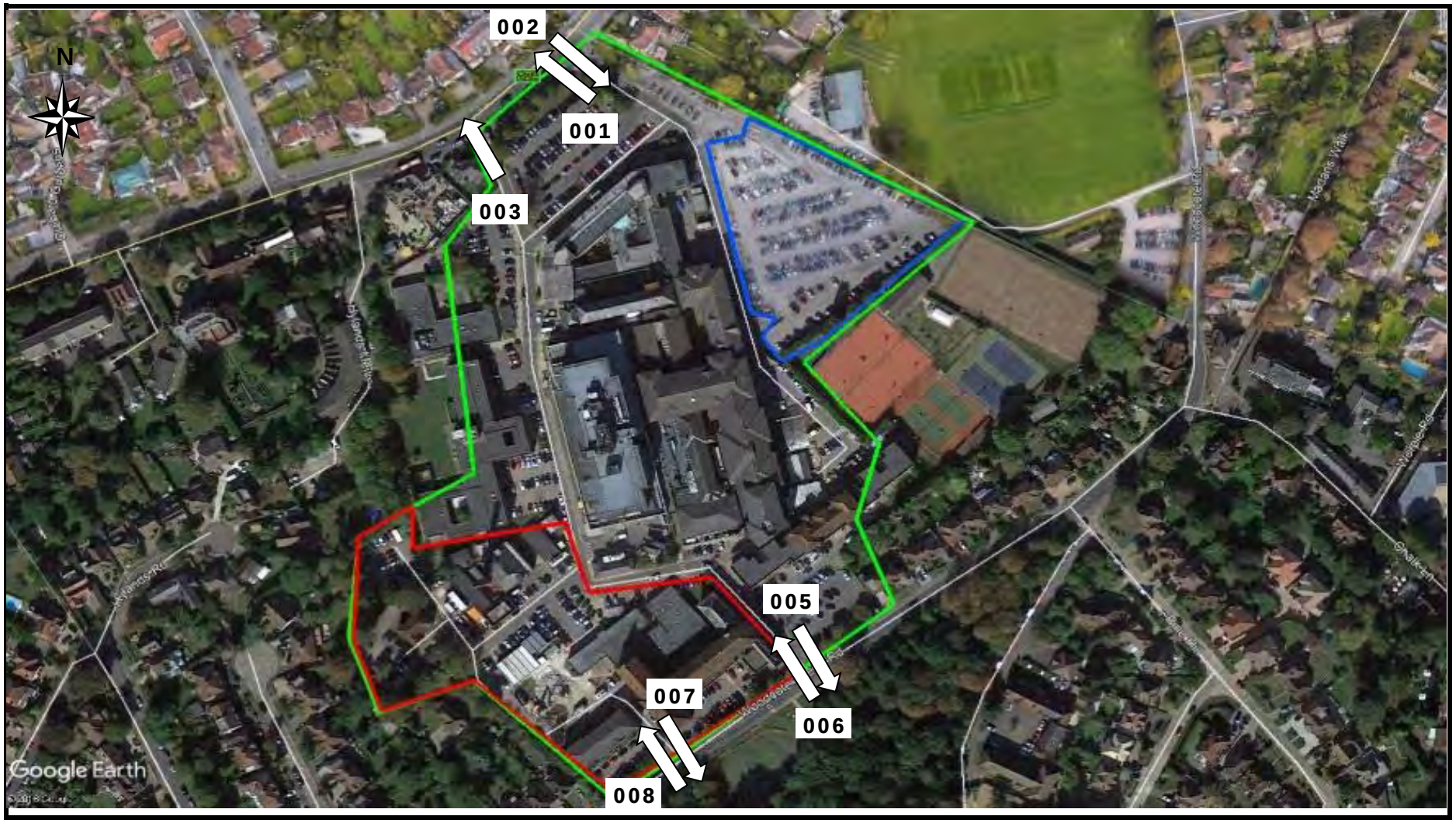

Advanced Transport Research	*Job Number & Name:*	**21326 Epsom Hospital**
Red Zone	*Client:*	**Mayer Brown**
Entry & Exit Locations	*Date:*	**Thursday 23 May 2019**

	0700	1100	1300	1900	Entry	Exit
AK66	X	X	X	X	006	005
HX05	X	X	X		006	005
KN05	X	X	X		006	005
KY61	X	X	X		006	005
L30E	X	X	X		006	005
LC18	X	X	X		006	005
LC68	X	X	X		006	005
LG56	X	X	X		006	005
LG66	X	X	X		006	005
LV09	X	X	X		006	005
NA64	X	X	X		006	005
SN68	X	X	X		006	005
LF57	X	X	X	X	008	007
V6SC	X		X		006	005
LD15	X		X		008	007
V860	X			X	002	005
NG64	X			X	006	005
V728	X			X	006	005
LT66	X			X	008	007
MW08	X			X	008	007
KR57	X				002	003
BJ57	X				006	003
EN11	X				006	003
AE54	X				006	005
GK62	X				006	005
GY11	X				006	005
HK55	X				006	005
PE61	X				006	005
LD08		X	X	X	006	005
GY56		X	X	X	008	007

Advanced Transport Research	*Job Number & Name:*	**21326 Epsom Hospital**
Red Zone	*Client:*	**Mayer Brown**
Entry & Exit Locations	*Date:*	**Thursday 23 May 2019**

LD18		X	X	X	008	007
LF14		X	X	X	008	007
LL16		X	X	X	008	007
SG16		X	X	X	008	007
BL59		X	X		002	001
FL53		X	X		002	001
GU07		X	X		002	001
LS65		X	X		002	003
LV60		X	X		002	003
LX15		X	X		002	003
R12M		X	X		002	003
WN08		X	X		002	003
YA15		X	X		002	003
YE59		X	X		002	003
AB06		X	X		006	003
AV60		X	X		006	003
AY08		X	X		006	003
BN64		X	X		006	003
LF13		X	X		006	003
LJ68		X	X		006	003
LM61		X	X		006	003
LM10		X	X		008	003
LP62		X	X		008	003
LT12		X	X		008	003
RE16		X	X		008	003
RJ57		X	X		008	003
RX68		X	X		008	003
WV04		X	X		008	003
YP09		X	X		008	003
YS60		X	X		008	003
A297		X	X		002	005

Advanced Transport Research	*Job Number & Name:*	**21326 Epsom Hospital**
Red Zone	*Client:*	**Mayer Brown**
Entry & Exit Locations	*Date:*	**Thursday 23 May 2019**

BF14		X	X		002	005
DY68		X	X		002	005
EA62		X	X		002	005
LG17		X	X		002	005
LJ13		X	X		002	005
A14E		X	X		006	005
AU09		X	X		006	005
AX12		X	X		006	005
EK17		X	X		006	005
EO10		X	X		006	005
EU10		X	X		006	005
GL64		X	X		006	005
GY17		X	X		006	005
LC05		X	X		006	005
LC15		X	X		006	005
LC58		X	X		006	005
LC63		X	X		006	005
LC65		X	X		006	005
LC66		X	X		006	005
LD10		X	X		006	005
LD16		X	X		006	005
LD17		X	X		006	005
LD59		X	X		006	005
LD67		X	X		006	005
LD67		X	X		006	005
LD68		X	X		006	005
LF13		X	X		006	005
LF13		X	X		006	005
LF14		X	X		006	005
LF16		X	X		006	005
LF66		X	X		006	005

Advanced Transport Research	*Job Number & Name:*	**21326 Epsom Hospital**
Red Zone	*Client:*	**Mayer Brown**
Entry & Exit Locations	*Date:*	**Thursday 23 May 2019**

LG04		X	X		006	005
LG13		X	X		006	005
LG18		X	X		006	005
LG18		X	X		006	005
LG55		X	X		006	005
LG58		X	X		006	005
LH12		X	X		006	005
LJ14		X	X		006	005
LJ18		X	X		006	005
LL12		X	X		006	005
LN16		X	X		006	005
LO09		X	X		006	005
LP15		X	X		006	005
LR57		X	X		006	005
LR60		X	X		006	005
LX63		X	X		006	005
LX63		X	X		006	005
LX66		X	X		006	005
LY59		X	X		006	005
M16E		X	X		006	005
MF64		X	X		006	005
PK13		X	X		006	005
R25F		X	X		006	005
RK12		X	X		006	005
RV58		X	X		006	005
SC14		X	X		006	005
WM14		X	X		006	005
LF67		X	X		008	005
DN10		X	X		008	007
DU15		X	X		008	007
FL10		X	X		008	007

Advanced Transport Research	*Job Number & Name:*	**21326 Epsom Hospital**
Red Zone	*Client:*	**Mayer Brown**
Entry & Exit Locations	*Date:*	**Thursday 23 May 2019**

GF10		X	X		008	007
GP16		X	X		008	007
HJ62		X	X		008	007
LB11		X	X		008	007
LC13		X	X		008	007
LD15		X	X		008	007
LE16		X	X		008	007
LG61		X	X		008	007
LJ68		X	X		008	007
LR64		X	X		008	007
LY12		X	X		008	007
M13S		X	X		008	007
RO68		X	X		008	007
S8DF		X	X		008	007
YF11		X	X		008	007
J66R		X	X	X	008	007
LG11		X			002	001
FV10		X			006	005
LB17		X			006	005
LH60		X			006	005
LY19		X			002	007
AJ06		X			008	007
LA68		X			008	007
LB66		X			008	007
LD64		X			008	007
YY67		X			008	007
FY58			X		006	005
WU16			X		008	005
BJ04				X	002	001
WF60				X	006	003
DS18				X	006	005

Advanced Transport Research	*Job Number & Name:*	**21326 Epsom Hospital**
Red Zone	*Client:*	**Mayer Brown**
Entry & Exit Locations	*Date:*	**Thursday 23 May 2019**

LB57				**X**	006	005
LJ17				**X**	006	005
LS06				**X**	008	007

APPENDIX J: NTS Data

Department for Transport statistics
National Travel Survey

Table NTS0601a
Average number of trips (trip rates) by age, gender and main mode: England, from 2002

Select gender	All
Select mode:	All modes

	Trips per person per year									Unweighted sample size (all ages/modes)	
	All ages	0-16	17-20	21-29	30-39	40-49	50-59	60-69	70+	individuals	trips ('000s)
2002	1,074	942	1,003	1,061	1,232	1,279	1,189	1,084	750	14,369	279
2003	1,060	972	962	1,056	1,221	1,241	1,138	1,036	740	16,685	318
2004	1,054	958	995	1,033	1,208	1,209	1,157	1,053	751	16,487	314
2005	1,070	985	977	1,054	1,212	1,242	1,165	1,063	761	16,956	324
2006	1,067	967	970	1,059	1,224	1,242	1,156	1,054	772	16,648	317
2007	998	909	949	970	1,124	1,175	1,056	1,016	741	16,858	303
2008	1,014	944	887	961	1,159	1,197	1,089	1,003	755	16,360	295
2009	997	922	919	1,003	1,104	1,139	1,070	996	758	17,299	312
2010	982	890	879	955	1,110	1,154	1,090	974	730	16,553	292
2011	972	871	817	966	1,117	1,126	1,033	1,000	753	15,730	273
2012	971	877	854	896	1,098	1,149	1,057	1,016	750	16,670	291
2013	943	869	802	908	1,066	1,071	1,015	982	740	16,192	274
2014	942	862	785	881	1,057	1,106	1,009	997	742	16,491	280
2015	934	846	800	861	1,044	1,081	1,011	990	774	15,525	259
2016	954	853	775	872	1,061	1,117	1,051	1,045	777	15,840	276
2017	975	869	806	915	1,063	1,139	1,086	1,058	793	14,541	256
2018	986	872	835	906	1,110	1,160	1,054	1,052	853	14,150	256

Select year	2018

	Trips per person per year								
Main mode	All ages	0-16	17-20	21-29	30-39	40-49	50-59	60-69	70+
All people:									
Walk[1]	262	298	266	255	283	274	239	249	212
Walks of over a mile	64	62	78	72	59	61	74	67	47
Bicycle	17	15	16	17	22	26	18	14	8
Car / van driver	395	-	201	356	554	648	593	541	369
Car / van passenger	207	478	184	130	123	107	127	163	165
Motorcycle	2	-	2	3	1	3	4	3	1
Other private transport[2]	7	16	7	2	6	7	3	6	6
Bus in London	15	13	26	19	20	14	9	12	16
Other local bus	33	32	73	34	21	22	19	36	53
Non-local bus	-	-	-	1	-	-	-	1	1
London Underground	11	2	16	27	21	15	7	4	2
Surface Rail	22	7	29	35	45	31	22	13	6
Taxi / minicab	10	8	12	19	10	9	10	8	11
Other public transport[3]	3	2	4	8	5	4	3	2	2
All modes	986	872	835	906	1,110	1,160	1,054	1,052	853
Unweighted sample size:									
individuals	14,150	2,890	532	1,266	1,748	1,756	1,942	1,813	2,203
trips ('000s)	256	47	8	21	36	38	37	35	34
Males:									
Walk[1]	251	300	265	229	228	231	237	250	244
Walks of over a mile	62	58	82	67	54	51	72	74	58
Bicycle	25	21	29	23	32	35	24	18	17
Car / van driver	416	-	215	345	503	614	626	636	557
Car / van passenger	162	465	139	86	87	70	68	73	78
Motorcycle	4	-	2	6	1	6	7	6	2
Other private transport[2]	8	20	11	3	4	9	5	3	6
Bus in London	13	13	27	14	15	13	8	10	17
Other local bus	28	31	66	28	20	12	14	33	45
Non-local bus	-	-	-	-	1	-	-	-	-
London Underground	12	1	20	30	21	19	7	3	4
Surface Rail	24	6	22	33	49	37	26	15	7
Taxi / minicab	10	10	9	19	11	7	9	8	7
Other public transport[3]	3	1	4	6	5	4	4	3	2
All modes	956	870	811	821	978	1,056	1,034	1,058	985
Unweighted sample size:									
individuals	6,861	1,483	269	610	813	846	950	885	1,005
trips ('000s)	121	24	4	9	15	17	18	17	18
Females:									
Walk[1]	274	295	267	282	337	315	242	249	186
Walks of over a mile	65	68	73	76	63	70	76	61	39
Bicycle	10	9	2	11	12	17	11	10	2
Car / van driver	375	0	186	367	603	682	562	450	213
Car / van passenger	251	493	232	174	158	143	184	249	237
Motorcycle	-	0	1	-	-	-	-	-	0
Other private transport[2]	6	12	3	2	7	5	1	9	6
Bus in London	17	14	24	24	25	15	11	15	15
Other local bus	38	33	80	41	23	33	24	38	61
Non-local bus	-	0	1	1	-	-	1	1	1
London Underground	10	3	12	24	22	11	7	4	2
Surface Rail	21	8	37	38	40	26	19	12	5
Taxi / minicab	11	6	14	19	9	10	11	9	14
Other public transport[3]	3	2	4	9	4	4	2	2	2
All modes	1,016	875	861	991	1,241	1,260	1,074	1,047	744
Unweighted sample size:									
individuals	7,289	1,407	263	656	935	910	992	928	1,198
trips ('000s)	135	23	4	12	21	21	20	18	16

1 There is an apparent under-recording of short walks in 2002 and 2003 and short trips in 2007 and 2008 compared to other years.
2 Mostly private hire bus (including school buses).
3 Air, ferries and light rail.

Data for 2002-2015 have been revised, see publication for details.
The figures in this table are National Statistics
The results presented in this table are weighted. The base (unweighted sample size) is shown in the table for information.
Weights are applied to adjust for non-response to ensure the characteristics of the achieved sample match the population of Great Britain (1995-2012) or England (2013 onwards) and for the drop off in trip recording in diary data.

The survey results are subject to sampling error. The error will usually be proportionately larger for sub groups with smaller sample numbers

Email: national.travelsurvey@dft.gov.uk
Notes & definitions

Source: National Travel Survey
Last updated: 31 July 2019
Next update: Summer 2020

APPENDIX K: PICADY Output

TRL LIMITED

(C) COPYRIGHT 2010

CAPACITIES, QUEUES, AND DELAYS AT 3 OR 4-ARM MAJOR/MINOR PRIORITY JUNCTIONS

PICADY 5.1 ANALYSIS PROGRAM
RELEASE 5.0 (JUNE 2010) (Patch 15 Apr 2011)

ADAPTED FROM PICADY/3 WHICH IS CROWN COPYRIGHT
BY PERMISSION OF THE CONTROLLER OF HMSO

FOR SALES AND DISTRIBUTION INFORMATION,
PROGRAM ADVICE AND MAINTENANCE CONTACT:
TRL SOFTWARE SALES
TEL: CROWTHORNE (01344) 770758, FAX: 770356
EMAIL: software@trl.co.uk

THE USER OF THIS COMPUTER PROGRAM FOR THE SOLUTION OF AN ENGINEERING PROBLEM IS
IN NO WAY RELIEVED OF HIS/HER RESPONSIBILITY FOR THE CORRECTNESS OF THE SOLUTION

Run with file:-
"S:_Planning RG Bristol\Current Jobs\GLEpsom.1\Analysis\Picady\
PICADY - Site Access - Woodcote Green Road (v1 Dec2019).vpi"
(drive-on-the-left) at 14:26:28 on Thursday, 12 December 2019

RUN INFORMATION

RUN TITLE : Site access / Woodcote Green Road
LOCATION : Epsom
DATE : 12/12/19
CLIENT :
ENUMERATOR : hiorwerth [MBBPC09]
JOB NUMBER : B/GLEpsom.1
STATUS :
DESCRIPTION :

MAJOR/MINOR JUNCTION CAPACITY AND DELAY

INPUT DATA

```
                    MAJOR ROAD (ARM C) --------------------- MAJOR ROAD (ARM A)
                                                I
                                                I
                                                I
                                                I
                                                I
                                                I
                                          MINOR ROAD (ARM B)
```

ARM A IS Woodcote Green Road (west)
ARM B IS Site access
ARM C IS Woodcote Green Road (east)

STREAM LABELLING CONVENTION

STREAM A-B CONTAINS TRAFFIC GOING FROM ARM A TO ARM B
STREAM B-AC CONTAINS TRAFFIC GOING FROM ARM B TO ARM A AND TO ARM C
ETC.

GEOMETRIC DATA

DATA ITEM	MINOR ROAD B
TOTAL MAJOR ROAD CARRIAGEWAY WIDTH	(W) 7.00 M.
CENTRAL RESERVE WIDTH	(WCR) 0.00 M.
MAJOR ROAD RIGHT TURN - WIDTH	(WC-B) 2.20 M.
- VISIBILITY	(VC-B) 90.00 M.
- BLOCKS TRAFFIC (SPACES)	YES (1)
MINOR ROAD - VISIBILITY TO LEFT	(VB-C) 16.0 M.
- VISIBILITY TO RIGHT	(VB-A) 39.0 M.
- LANE 1 WIDTH	(WB-C) 4.00 M.
- LANE 2 WIDTH	(WB-A) 0.00 M.

.SLOPES AND INTERCEPT

(NB:Streams may be combined, in which case capacity will be adjusted)

Intercept For STREAM B-C	Slope For Opposing STREAM A-C	Slope For Opposing STREAM A-B
713.41	0.26	0.10

Intercept For STREAM B-A	Slope For Opposing STREAM A-C	Slope For Opposing STREAM A-B	Slope For Opposing STREAM C-A	Slope For Opposing STREAM C-B
552.14	0.24	0.10	0.15	0.35

Intercept For STREAM C-B	Slope For Opposing STREAM A-C	Slope For Opposing STREAM A-B
626.08	0.23	0.23

(NB These values do not allow for any site specific corrections)

TRAFFIC DEMAND DATA

ARM	FLOW SCALE(%)
A	100
B	100
C	100

Demand set: AM 2025 Forecast

TIME PERIOD BEGINS 07.00 AND ENDS 08.30

LENGTH OF TIME PERIOD - 90 MIN.
LENGTH OF TIME SEGMENT - 15 MIN.

DEMAND FLOW PROFILES ARE SYNTHESISED FROM TURNING COUNT DATA

ARM	NUMBER OF MINUTES FROM START WHEN FLOW STARTS TO RISE	TOP OF PEAK IS REACHED	FLOW STOPS FALLING	RATE OF FLOW (VEH/MIN) BEFORE PEAK	AT TOP OF PEAK	AFTER PEAK
ARM A	15.00	45.00	75.00	4.89	7.33	4.89
ARM B	15.00	45.00	75.00	0.14	0.21	0.14
ARM C	15.00	45.00	75.00	5.49	8.23	5.49

Demand set: AM 2025 Forecast

TURNING PROPORTIONS
TURNING COUNTS
(PERCENTAGE OF H.V.S)

TIME	FROM/TO	ARM A	ARM B	ARM C
07.00 - 08.30	ARM A	0.000	0.015	0.985
		0.0	6.0	385.0
		(0.0)	(0.0)	(3.0)
	ARM B	0.545	0.000	0.455
		6.0	0.0	5.0
		(0.0)	(0.0)	(0.0)
	ARM C	0.984	0.016	0.000
		432.0	7.0	0.0
		(2.0)	(0.0)	(0.0)

TURNING PROPORTIONS ARE CALCULATED FROM TURNING COUNT DATA
THE PERCENTAGE OF HEAVY VEHICLES VARIES OVER TURNING MOVEMENTS

QUEUE AND DELAY INFORMATION FOR EACH 15 MIN TIME SEGMENT

FOR DEMAND SET AM 2025 Forecast
AND FOR TIME PERIOD 1

TIME	DEMAND (VEH/MIN)	CAPACITY (VEH/MIN)	DEMAND/ CAPACITY (RFC)	PEDESTRIAN FLOW (PEDS/MIN)	START QUEUE (VEHS)	END QUEUE (VEHS)	DELAY (VEH.MIN/ TIME SEGMENT)	GEOMETRIC DELAY (VEH.MIN/ TIME SEGMENT)	AVERAGE DELAY PER ARRIVING VEHICLE (MIN)
07.00-07.15									
B-AC	0.14	8.35	0.017		0.00	0.02	0.2		0.12
C-AB	0.09	9.26	0.009		0.00	0.01	0.1		0.11
A-B	0.08								
A-C	4.83								

TIME	DEMAND (VEH/MIN)	CAPACITY (VEH/MIN)	DEMAND/ CAPACITY (RFC)	PEDESTRIAN FLOW (PEDS/MIN)	START QUEUE (VEHS)	END QUEUE (VEHS)	DELAY (VEH.MIN/ TIME SEGMENT)	GEOMETRIC DELAY (VEH.MIN/ TIME SEGMENT)	AVERAGE DELAY PER ARRIVING VEHICLE (MIN)
07.15-07.30									
B-AC	0.16	7.97	0.021		0.02	0.02	0.3		0.13
C-AB	0.10	9.04	0.012		0.01	0.01	0.2		0.11
A-B	0.09								
A-C	5.77								

TIME	DEMAND (VEH/MIN)	CAPACITY (VEH/MIN)	DEMAND/ CAPACITY (RFC)	PEDESTRIAN FLOW (PEDS/MIN)	START QUEUE (VEHS)	END QUEUE (VEHS)	DELAY (VEH.MIN/ TIME SEGMENT)	GEOMETRIC DELAY (VEH.MIN/ TIME SEGMENT)	AVERAGE DELAY PER ARRIVING VEHICLE (MIN)
07.30-07.45									
B-AC	0.20	7.44	0.027		0.02	0.03	0.4		0.14
C-AB	0.13	8.72	0.015		0.01	0.02	0.2		0.12
A-B	0.11								
A-C	7.06								

TIME	DEMAND (VEH/MIN)	CAPACITY (VEH/MIN)	DEMAND/ CAPACITY (RFC)	PEDESTRIAN FLOW (PEDS/MIN)	START QUEUE (VEHS)	END QUEUE (VEHS)	DELAY (VEH.MIN/ TIME SEGMENT)	GEOMETRIC DELAY (VEH.MIN/ TIME SEGMENT)	AVERAGE DELAY PER ARRIVING VEHICLE (MIN)
07.45-08.00									
B-AC	0.20	7.44	0.027		0.03	0.03	0.4		0.14
C-AB	0.13	8.72	0.015		0.02	0.02	0.2		0.12
A-B	0.11								
A-C	7.06								

TIME	DEMAND (VEH/MIN)	CAPACITY (VEH/MIN)	DEMAND/ CAPACITY (RFC)	PEDESTRIAN FLOW (PEDS/MIN)	START QUEUE (VEHS)	END QUEUE (VEHS)	DELAY (VEH.MIN/ TIME SEGMENT)	GEOMETRIC DELAY (VEH.MIN/ TIME SEGMENT)	AVERAGE DELAY PER ARRIVING VEHICLE (MIN)
08.00-08.15									
B-AC	0.16	7.97	0.021		0.03	0.02	0.3		0.13
C-AB	0.10	9.04	0.012		0.02	0.01	0.2		0.11
A-B	0.09								
A-C	5.77								

TIME	DEMAND (VEH/MIN)	CAPACITY (VEH/MIN)	DEMAND/ CAPACITY (RFC)	PEDESTRIAN FLOW (PEDS/MIN)	START QUEUE (VEHS)	END QUEUE (VEHS)	DELAY (VEH.MIN/ TIME SEGMENT)	GEOMETRIC DELAY (VEH.MIN/ TIME SEGMENT)	AVERAGE DELAY PER ARRIVING VEHICLE (MIN)
08.15-08.30									
B-AC	0.14	8.35	0.017		0.02	0.02	0.3		0.12
C-AB	0.09	9.26	0.009		0.01	0.01	0.1		0.11
A-B	0.08								
A-C	4.83								

WARNING NO MARGINAL ANALYSIS OF CAPACITIES AS MAJOR ROAD BLOCKING MAY OCCUR

QUEUE FOR STREAM B-AC

TIME SEGMENT ENDING	NO. OF VEHICLES IN QUEUE
07.15	0.0
07.30	0.0
07.45	0.0
08.00	0.0
08.15	0.0
08.30	0.0

QUEUE FOR STREAM C-AB

TIME SEGMENT ENDING	NO. OF VEHICLES IN QUEUE
07.15	0.0
07.30	0.0
07.45	0.0
08.00	0.0
08.15	0.0
08.30	0.0

QUEUEING DELAY INFORMATION OVER WHOLE PERIOD

STREAM	TOTAL DEMAND (VEH)	TOTAL DEMAND (VEH/H)	* QUEUEING * DELAY * (MIN)	* QUEUEING * DELAY * (MIN/VEH)	* INCLUSIVE QUEUEING * DELAY * (MIN)	* INCLUSIVE QUEUEING * DELAY * (MIN/VEH)
B-AC	15.1	10.1	2.0	0.13	2.0	0.13
C-AB	9.6	6.4	1.1	0.11	1.1	0.11
A-B	8.3	5.5				
A-C	529.9	353.3				
ALL	1157.6	771.7	3.1	0.00	3.1	0.00

* DELAY IS THAT OCCURRING ONLY WITHIN THE TIME PERIOD
* INCLUSIVE DELAY INCLUDES DELAY SUFFERED BY VEHICLES
WHICH ARE STILL QUEUEING AFTER THE END OF THE TIME PERIOD
* THESE WILL ONLY BE SIGNIFICANTLY DIFFERENT IF THERE IS
A LARGE QUEUE REMAINING AT THE END OF THE TIME PERIOD.

*******END OF RUN*******

.SLOPES AND INTERCEPT
(NB:Streams may be combined, in which case capacity will be adjusted)

Intercept For STREAM B-C	Slope For Opposing STREAM A-C	Slope For Opposing STREAM A-B
713.41	0.26	0.10

Intercept For STREAM B-A	Slope For Opposing STREAM A-C	Slope For Opposing STREAM A-B	Slope For Opposing STREAM C-A	Slope For Opposing STREAM C-B
552.14	0.24	0.10	0.15	0.35

Intercept For STREAM C-B	Slope For Opposing STREAM A-C	Slope For Opposing STREAM A-B
626.08	0.23	0.23

(NB These values do not allow for any site specific corrections)

TRAFFIC DEMAND DATA

ARM	FLOW SCALE(%)
A	100
B	100
C	100

Demand set: PM 2025 Forecast

TIME PERIOD BEGINS 16.45 AND ENDS 18.15

LENGTH OF TIME PERIOD - 90 MIN.
LENGTH OF TIME SEGMENT - 15 MIN.

DEMAND FLOW PROFILES ARE SYNTHESISED FROM TURNING COUNT DATA

ARM	NUMBER OF MINUTES FROM START WHEN FLOW STARTS TO RISE	TOP OF PEAK IS REACHED	FLOW STOPS FALLING	RATE OF FLOW (VEH/MIN) BEFORE PEAK	AT TOP OF PEAK	AFTER PEAK
ARM A	15.00	45.00	75.00	5.36	8.04	5.36
ARM B	15.00	45.00	75.00	0.28	0.41	0.28
ARM C	15.00	45.00	75.00	4.14	6.21	4.14

Demand set: PM 2025 Forecast

TIME	FROM/TO	TURNING PROPORTIONS / TURNING COUNTS / (PERCENTAGE OF H.V.S) ARM A	ARM B	ARM C
16.45 - 18.15	ARM A	0.000	0.028	0.972
		0.0	12.0	417.0
		(0.0)	(0.0)	(1.0)
	ARM B	0.455	0.000	0.545
		10.0	0.0	12.0
		(0.0)	(0.0)	(0.0)
	ARM C	0.973	0.027	0.000
		322.0	9.0	0.0
		(0.0)	(0.0)	(0.0)

TURNING PROPORTIONS ARE CALCULATED FROM TURNING COUNT DATA
THE PERCENTAGE OF HEAVY VEHICLES VARIES OVER TURNING MOVEMENTS

QUEUE AND DELAY INFORMATION FOR EACH 15 MIN TIME SEGMENT
FOR DEMAND SET PM 2025 Forecast
AND FOR TIME PERIOD 2

TIME	DEMAND (VEH/MIN)	CAPACITY (VEH/MIN)	DEMAND/ CAPACITY (RFC)	PEDESTRIAN FLOW (PEDS/MIN)	START QUEUE (VEHS)	END QUEUE (VEHS)	DELAY (VEH.MIN/ TIME SEGMENT)	GEOMETRIC DELAY (VEH.MIN/ TIME SEGMENT)	AVERAGE DELAY PER ARRIVING VEHICLE (MIN)
16.45-17.00									
B-AC	0.28	8.71	0.032		0.00	0.03	0.5		0.12
C-AB	0.11	9.17	0.012		0.00	0.01	0.2		0.11
A-B	0.15								
A-C	5.23								

TIME	DEMAND (VEH/MIN)	CAPACITY (VEH/MIN)	DEMAND/ CAPACITY (RFC)	PEDESTRIAN FLOW (PEDS/MIN)	START QUEUE (VEHS)	END QUEUE (VEHS)	DELAY (VEH.MIN/ TIME SEGMENT)	GEOMETRIC DELAY (VEH.MIN/ TIME SEGMENT)	AVERAGE DELAY PER ARRIVING VEHICLE (MIN)
17.00-17.15									
B-AC	0.33	8.36	0.039		0.03	0.04	0.6		0.12
C-AB	0.13	8.93	0.015		0.01	0.02	0.2		0.11
A-B	0.18								
A-C	6.25								

TIME	DEMAND (VEH/MIN)	CAPACITY (VEH/MIN)	DEMAND/ CAPACITY (RFC)	PEDESTRIAN FLOW (PEDS/MIN)	START QUEUE (VEHS)	END QUEUE (VEHS)	DELAY (VEH.MIN/ TIME SEGMENT)	GEOMETRIC DELAY (VEH.MIN/ TIME SEGMENT)	AVERAGE DELAY PER ARRIVING VEHICLE (MIN)
17.15-17.30									
B-AC	0.40	7.86	0.051		0.04	0.05	0.8		0.13
C-AB	0.17	8.59	0.019		0.02	0.02	0.3		0.12
A-B	0.22								
A-C	7.65								

TIME	DEMAND (VEH/MIN)	CAPACITY (VEH/MIN)	DEMAND/ CAPACITY (RFC)	PEDESTRIAN FLOW (PEDS/MIN)	START QUEUE (VEHS)	END QUEUE (VEHS)	DELAY (VEH.MIN/ TIME SEGMENT)	GEOMETRIC DELAY (VEH.MIN/ TIME SEGMENT)	AVERAGE DELAY PER ARRIVING VEHICLE (MIN)
17.30-17.45									
B-AC	0.40	7.86	0.051		0.05	0.05	0.8		0.13
C-AB	0.17	8.59	0.019		0.02	0.02	0.3		0.12
A-B	0.22								
A-C	7.65								

TIME	DEMAND (VEH/MIN)	CAPACITY (VEH/MIN)	DEMAND/ CAPACITY (RFC)	PEDESTRIAN FLOW (PEDS/MIN)	START QUEUE (VEHS)	END QUEUE (VEHS)	DELAY (VEH.MIN/ TIME SEGMENT)	GEOMETRIC DELAY (VEH.MIN/ TIME SEGMENT)	AVERAGE DELAY PER ARRIVING VEHICLE (MIN)
17.45-18.00									
B-AC	0.33	8.36	0.039		0.05	0.04	0.6		0.12
C-AB	0.13	8.93	0.015		0.02	0.02	0.2		0.11
A-B	0.18								
A-C	6.25								

TIME	DEMAND (VEH/MIN)	CAPACITY (VEH/MIN)	DEMAND/ CAPACITY (RFC)	PEDESTRIAN FLOW (PEDS/MIN)	START QUEUE (VEHS)	END QUEUE (VEHS)	DELAY (VEH.MIN/ TIME SEGMENT)	GEOMETRIC DELAY (VEH.MIN/ TIME SEGMENT)	AVERAGE DELAY PER ARRIVING VEHICLE (MIN)
18.00-18.15									
B-AC	0.28	8.71	0.032		0.04	0.03	0.5		0.12
C-AB	0.11	9.17	0.012		0.02	0.01	0.2		0.11
A-B	0.15								
A-C	5.23								

WARNING NO MARGINAL ANALYSIS OF CAPACITIES AS MAJOR ROAD BLOCKING MAY OCCUR

QUEUE FOR STREAM B-AC

TIME SEGMENT ENDING	NO. OF VEHICLES IN QUEUE
17.00	0.0
17.15	0.0
17.30	0.1
17.45	0.1
18.00	0.0
18.15	0.0

QUEUE FOR STREAM C-AB

TIME SEGMENT ENDING	NO. OF VEHICLES IN QUEUE
17.00	0.0
17.15	0.0
17.30	0.0
17.45	0.0
18.00	0.0
18.15	0.0

QUEUEING DELAY INFORMATION OVER WHOLE PERIOD

STREAM	TOTAL DEMAND (VEH)	TOTAL DEMAND (VEH/H)	* QUEUEING * DELAY * (MIN)	* QUEUEING * DELAY * (MIN/VEH)	* INCLUSIVE QUEUEING * DELAY * (MIN)	* INCLUSIVE QUEUEING * DELAY * (MIN/VEH)
B-AC	30.3	20.2	3.8	0.13	3.8	0.13
C-AB	12.4	8.3	1.4	0.12	1.4	0.12
A-B	16.5	11.0				
A-C	574.0	382.6				
ALL	1076.4	717.6	5.2	0.00	5.2	0.00

* DELAY IS THAT OCCURRING ONLY WITHIN THE TIME PERIOD
* INCLUSIVE DELAY INCLUDES DELAY SUFFERED BY VEHICLES
WHICH ARE STILL QUEUEING AFTER THE END OF THE TIME PERIOD
* THESE WILL ONLY BE SIGNIFICANTLY DIFFERENT IF THERE IS
A LARGE QUEUE REMAINING AT THE END OF THE TIME PERIOD.

*******END OF RUN*******

========== end of file ==========

Printed at 14:26:59 on 12/12/2019]

TRL LIMITED

(C) COPYRIGHT 2010

CAPACITIES, QUEUES, AND DELAYS AT 3 OR 4-ARM MAJOR/MINOR PRIORITY JUNCTIONS

PICADY 5.1 ANALYSIS PROGRAM
RELEASE 5.0 (JUNE 2010) (Patch 15 Apr 2011)

ADAPTED FROM PICADY/3 WHICH IS CROWN COPYRIGHT
BY PERMISSION OF THE CONTROLLER OF HMSO

FOR SALES AND DISTRIBUTION INFORMATION,
PROGRAM ADVICE AND MAINTENANCE CONTACT:
TRL SOFTWARE SALES
TEL: CROWTHORNE (01344) 770758, FAX: 770356
EMAIL: software@trl.co.uk

THE USER OF THIS COMPUTER PROGRAM FOR THE SOLUTION OF AN ENGINEERING PROBLEM IS
IN NO WAY RELIEVED OF HIS/HER RESPONSIBILITY FOR THE CORRECTNESS OF THE SOLUTION

Run with file:-
"S:_Planning RG Bristol\Current Jobs\GLEpsom.1\Analysis\Picady\
PICADY - Dorking Road - Woodcote Side (v1 Dc2019).vpi"
(drive-on-the-left) at 10:01:43 on Thursday, 12 December 2019

RUN INFORMATION

RUN TITLE : Dorking Road - Woodcote Side
LOCATION : Epsom
DATE : 12/12/19
CLIENT :
ENUMERATOR : hiorwerth [MBBPC09]
JOB NUMBER : B/GLEpsom.1
STATUS :
DESCRIPTION :

MAJOR/MINOR JUNCTION CAPACITY AND DELAY

INPUT DATA

```
MAJOR ROAD (ARM C) --------------------- MAJOR ROAD (ARM A)
                                         I
                                         I
                                         I
                                         I
                                         I
                                         I
                                   MINOR ROAD (ARM B)
```

ARM A IS A24 Dorking Road (east)
ARM B IS Woodcote Side
ARM C IS A24 Dorking Road (west)

STREAM LABELLING CONVENTION

STREAM A-B CONTAINS TRAFFIC GOING FROM ARM A TO ARM B
STREAM B-AC CONTAINS TRAFFIC GOING FROM ARM B TO ARM A AND TO ARM C
ETC.

GEOMETRIC DATA

DATA ITEM	MINOR ROAD B
TOTAL MAJOR ROAD CARRIAGEWAY WIDTH	(W) 7.20 M.
CENTRAL RESERVE WIDTH	(WCR) 0.00 M.
MAJOR ROAD RIGHT TURN - WIDTH	(WC-B) 3.60 M.
- VISIBILITY	(VC-B)150.00 M.
- BLOCKS TRAFFIC (SPACES)	YES (6)
MINOR ROAD - VISIBILITY TO LEFT	(VB-C) 25.0 M.
- VISIBILITY TO RIGHT	(VB-A) 70.0 M.
- LANE 1 WIDTH	(WB-C) -
- LANE 2 WIDTH	(WB-A) -
WIDTH AT 0 M FROM JUNCTION	7.20 M.
WIDTH AT 5 M FROM JUNCTION	5.90 M.
WIDTH AT 10 M FROM JUNCTION	4.60 M.
WIDTH AT 15 M FROM JUNCTION	3.90 M.
WIDTH AT 20 M FROM JUNCTION	3.30 M.
- LENGTH OF FLARED SECTION	DERIVED: 1 PCU

.SLOPES AND INTERCEPT

(NB:Streams may be combined, in which case capacity will be adjusted)

Intercept For STREAM B-C	Slope For Opposing STREAM A-C	Slope For Opposing STREAM A-B
0.00	0.00	0.00

* Due to the presence of a flare, data is not available

Intercept For STREAM B-A	Slope For Opposing STREAM A-C	Slope For Opposing STREAM A-B	Slope For Opposing STREAM C-A	Slope For Opposing STREAM C-B
0.00	0.00	0.00	0.00	0.00

* Due to the presence of a flare, data is not available

Intercept For STREAM C-B	Slope For Opposing STREAM A-C	Slope For Opposing STREAM A-B
761.52	0.28	0.28

(NB These values do not allow for any site specific corrections)

TRAFFIC DEMAND DATA

ARM	FLOW SCALE(%)
A	100
B	100
C	100

Demand set: AM 2019 Observed

TIME PERIOD BEGINS 07.00 AND ENDS 08.30

LENGTH OF TIME PERIOD - 90 MIN.
LENGTH OF TIME SEGMENT - 15 MIN.

DEMAND FLOW PROFILES ARE SYNTHESISED FROM TURNING COUNT DATA

ARM	NUMBER OF MINUTES FROM START WHEN FLOW STARTS TO RISE	TOP OF PEAK IS REACHED	FLOW STOPS FALLING	RATE OF FLOW (VEH/MIN) BEFORE PEAK	AT TOP OF PEAK	AFTER PEAK
ARM A	15.00	45.00	75.00	10.19	15.28	10.19
ARM B	15.00	45.00	75.00	4.11	6.17	4.11
ARM C	15.00	45.00	75.00	12.73	19.09	12.73

Demand set: AM 2019 Observed

TIME	FROM/TO	TURNING PROPORTIONS TURNING COUNTS (PERCENTAGE OF H.V.S) ARM A	ARM B	ARM C
07.00 - 08.30	ARM A	0.000	0.065	0.935
		0.0	53.0	762.0
		(0.0)	(9.0)	(2.0)
	ARM B	0.058	0.000	0.942
		19.0	0.0	310.0
		(16.0)	(0.0)	(2.0)
	ARM C	0.776	0.224	0.000
		790.0	228.0	0.0
		(3.0)	(1.0)	(0.0)

TURNING PROPORTIONS ARE CALCULATED FROM TURNING COUNT DATA
THE PERCENTAGE OF HEAVY VEHICLES VARIES OVER TURNING MOVEMENTS

QUEUE AND DELAY INFORMATION FOR EACH 15 MIN TIME SEGMENT

FOR DEMAND SET AM 2019 Observed
AND FOR TIME PERIOD 1

TIME		DEMAND (VEH/MIN)	CAPACITY (VEH/MIN)	DEMAND/ CAPACITY (RFC)	PEDESTRIAN FLOW (PEDS/MIN)	START QUEUE (VEHS)	END QUEUE (VEHS)	DELAY (VEH.MIN/ TIME SEGMENT)	GEOMETRIC DELAY (VEH.MIN/ TIME SEGMENT)	AVERAGE DELAY PER ARRIVING VEHICLE (MIN)
07.00-07.15										
	B-C	3.89	9.38	0.415		0.00	0.69	9.8		0.18
	B-A	0.24	2.62	0.091		0.00	0.10	1.3		0.42
	C-AB	2.86	9.67	0.296		0.00	0.42	6.1		0.15
	A-B	0.67								
	A-C	9.56								

TIME		DEMAND (VEH/MIN)	CAPACITY (VEH/MIN)	DEMAND/ CAPACITY (RFC)	PEDESTRIAN FLOW (PEDS/MIN)	START QUEUE (VEHS)	END QUEUE (VEHS)	DELAY (VEH.MIN/ TIME SEGMENT)	GEOMETRIC DELAY (VEH.MIN/ TIME SEGMENT)	AVERAGE DELAY PER ARRIVING VEHICLE (MIN)
07.15-07.30										
	B-C	4.64	8.70	0.534		0.69	1.11	15.7		0.24
	B-A	0.28	1.87	0.152		0.10	0.17	2.4		0.63
	C-AB	3.42	9.10	0.375		0.42	0.59	8.9		0.18
	A-B	0.79								
	A-C	11.42								

TIME		DEMAND (VEH/MIN)	CAPACITY (VEH/MIN)	DEMAND/ CAPACITY (RFC)	PEDESTRIAN FLOW (PEDS/MIN)	START QUEUE (VEHS)	END QUEUE (VEHS)	DELAY (VEH.MIN/ TIME SEGMENT)	GEOMETRIC DELAY (VEH.MIN/ TIME SEGMENT)	AVERAGE DELAY PER ARRIVING VEHICLE (MIN)
07.30-07.45										
	B-C	5.69	7.35	0.774		1.11	2.96	38.0		0.53
	B-A	0.35	0.82	0.423		0.17	0.60	7.4		1.90
	C-AB	4.18	8.32	0.503		0.59	1.00	14.9		0.24
	A-B	0.97								
	A-C	13.98								

TIME		DEMAND (VEH/MIN)	CAPACITY (VEH/MIN)	DEMAND/ CAPACITY (RFC)	PEDESTRIAN FLOW (PEDS/MIN)	START QUEUE (VEHS)	END QUEUE (VEHS)	DELAY (VEH.MIN/ TIME SEGMENT)	GEOMETRIC DELAY (VEH.MIN/ TIME SEGMENT)	AVERAGE DELAY PER ARRIVING VEHICLE (MIN)
07.45-08.00										
	B-C	5.69	7.22	0.788		2.96	3.34	47.9		0.62
	B-A	0.35	0.78	0.447		0.60	0.70	9.9		2.23
	C-AB	4.18	8.32	0.503		1.00	1.02	15.5		0.24
	A-B	0.97								
	A-C	13.98								

TIME		DEMAND (VEH/MIN)	CAPACITY (VEH/MIN)	DEMAND/ CAPACITY (RFC)	PEDESTRIAN FLOW (PEDS/MIN)	START QUEUE (VEHS)	END QUEUE (VEHS)	DELAY (VEH.MIN/ TIME SEGMENT)	GEOMETRIC DELAY (VEH.MIN/ TIME SEGMENT)	AVERAGE DELAY PER ARRIVING VEHICLE (MIN)
08.00-08.15										
	B-C	4.64	8.63	0.538		3.34	1.21	20.3		0.27
	B-A	0.28	1.82	0.156		0.70	0.19	3.4		0.68
	C-AB	3.42	9.10	0.375		1.02	0.61	9.3		0.18
	A-B	0.79								
	A-C	11.42								

TIME		DEMAND (VEH/MIN)	CAPACITY (VEH/MIN)	DEMAND/ CAPACITY (RFC)	PEDESTRIAN FLOW (PEDS/MIN)	START QUEUE (VEHS)	END QUEUE (VEHS)	DELAY (VEH.MIN/ TIME SEGMENT)	GEOMETRIC DELAY (VEH.MIN/ TIME SEGMENT)	AVERAGE DELAY PER ARRIVING VEHICLE (MIN)
08.15-08.30										
	B-C	3.89	9.37	0.415		1.21	0.72	11.4		0.18
	B-A	0.24	2.60	0.092		0.19	0.10	1.7		0.43
	C-AB	2.86	9.67	0.296		0.61	0.43	6.4		0.15
	A-B	0.67								
	A-C	9.56								

WARNING NO MARGINAL ANALYSIS OF CAPACITIES AS MAJOR ROAD BLOCKING MAY OCCUR

QUEUE FOR STREAM B-C

TIME SEGMENT ENDING	NO. OF VEHICLES IN QUEUE	
07.15	0.7	*
07.30	1.1	*
07.45	3.0	***
08.00	3.3	***
08.15	1.2	*
08.30	0.7	*

QUEUE FOR STREAM B-A

TIME SEGMENT ENDING	NO. OF VEHICLES IN QUEUE	
07.15	0.1	
07.30	0.2	
07.45	0.6	*
08.00	0.7	*
08.15	0.2	
08.30	0.1	

QUEUE FOR STREAM C-AB

TIME SEGMENT ENDING	NO. OF VEHICLES IN QUEUE	
07.15	0.4	
07.30	0.6	*
07.45	1.0	*
08.00	1.0	*
08.15	0.6	*
08.30	0.4	

QUEUEING DELAY INFORMATION OVER WHOLE PERIOD

STREAM	TOTAL DEMAND (VEH)	TOTAL DEMAND (VEH/H)	* QUEUEING * DELAY * (MIN)	* QUEUEING * DELAY * (MIN/VEH)	* INCLUSIVE QUEUEING * DELAY * (MIN)	* INCLUSIVE QUEUEING * DELAY * (MIN/VEH)
B-C	426.7	284.5	143.1	0.34	143.1	0.34
B-A	26.2	17.4	26.2	1.00	26.2	1.00
C-AB	313.8	209.2	61.2	0.19	61.2	0.20
A-B	73.0	48.6				
A-C	1048.8	699.2				
ALL	2975.8	1983.9	230.5	0.08	230.5	0.08

* DELAY IS THAT OCCURRING ONLY WITHIN THE TIME PERIOD
* INCLUSIVE DELAY INCLUDES DELAY SUFFERED BY VEHICLES
WHICH ARE STILL QUEUEING AFTER THE END OF THE TIME PERIOD
* THESE WILL ONLY BE SIGNIFICANTLY DIFFERENT IF THERE IS
A LARGE QUEUE REMAINING AT THE END OF THE TIME PERIOD.

*******END OF RUN*******

.SLOPES AND INTERCEPT

(NB:Streams may be combined, in which case capacity will be adjusted)

Intercept For STREAM B-C	Slope For Opposing STREAM A-C	Slope For Opposing STREAM A-B
0.00	0.00	0.00

* Due to the presence of a flare, data is not available

Intercept For STREAM B-A	Slope For Opposing STREAM A-C	Slope For Opposing STREAM A-B	Slope For Opposing STREAM C-A	Slope For Opposing STREAM C-B
0.00	0.00	0.00	0.00	0.00

* Due to the presence of a flare, data is not available

Intercept For STREAM C-B	Slope For Opposing STREAM A-C	Slope For Opposing STREAM A-B
761.52	0.28	0.28

(NB These values do not allow for any site specific corrections)

TRAFFIC DEMAND DATA

ARM	FLOW SCALE(%)
A	100
B	100
C	100

Demand set: PM 2019 Observed

TIME PERIOD BEGINS 16.45 AND ENDS 18.15

LENGTH OF TIME PERIOD - 90 MIN.
LENGTH OF TIME SEGMENT - 15 MIN.

DEMAND FLOW PROFILES ARE SYNTHESISED FROM TURNING COUNT DATA

ARM	NUMBER OF MINUTES FROM START WHEN FLOW STARTS TO RISE	TOP OF PEAK IS REACHED	FLOW STOPS FALLING	RATE OF FLOW (VEH/MIN) BEFORE PEAK	AT TOP OF PEAK	AFTER PEAK
ARM A	15.00	45.00	75.00	8.27	12.41	8.27
ARM B	15.00	45.00	75.00	2.81	4.22	2.81
ARM C	15.00	45.00	75.00	12.27	18.41	12.27

Demand set: PM 2019 Observed

TIME	FROM/TO	ARM A	ARM B	ARM C
16.45 - 18.15		TURNING PROPORTIONS		
		TURNING COUNTS		
		(PERCENTAGE OF H.V.S)		
	ARM A	0.000	0.100	0.900
		0.0	66.0	596.0
		(0.0)	(6.0)	(3.0)
	ARM B	0.053	0.000	0.947
		12.0	0.0	213.0
		(0.0)	(0.0)	(1.0)
	ARM C	0.697	0.303	0.000
		684.0	298.0	0.0
		(2.0)	(0.0)	(0.0)

TURNING PROPORTIONS ARE CALCULATED FROM TURNING COUNT DATA
THE PERCENTAGE OF HEAVY VEHICLES VARIES OVER TURNING MOVEMENTS

QUEUE AND DELAY INFORMATION FOR EACH 15 MIN TIME SEGMENT
FOR DEMAND SET PM 2019 Observed
AND FOR TIME PERIOD 2

TIME	DEMAND (VEH/MIN)	CAPACITY (VEH/MIN)	DEMAND/ CAPACITY (RFC)	PEDESTRIAN FLOW (PEDS/MIN)	START QUEUE (VEHS)	END QUEUE (VEHS)	DELAY (VEH.MIN/ TIME SEGMENT)	GEOMETRIC DELAY (VEH.MIN/ TIME SEGMENT)	AVERAGE DELAY PER ARRIVING VEHICLE (MIN)
16.45-17.00									
B-C	2.67	10.15	0.263		0.00	0.35	5.1		0.13
B-A	0.15	3.49	0.043		0.00	0.04	0.6		0.30
C-AB	3.74	10.29	0.363		0.00	0.56	8.3		0.15
A-B	0.83								
A-C	7.48								

TIME	DEMAND (VEH/MIN)	CAPACITY (VEH/MIN)	DEMAND/ CAPACITY (RFC)	PEDESTRIAN FLOW (PEDS/MIN)	START QUEUE (VEHS)	END QUEUE (VEHS)	DELAY (VEH.MIN/ TIME SEGMENT)	GEOMETRIC DELAY (VEH.MIN/ TIME SEGMENT)	AVERAGE DELAY PER ARRIVING VEHICLE (MIN)
17.00-17.15									
B-C	3.19	9.66	0.330		0.35	0.49	7.1		0.15
B-A	0.18	2.77	0.065		0.04	0.07	1.0		0.39
C-AB	4.46	9.83	0.454		0.56	0.82	12.3		0.19
A-B	0.99								
A-C	8.93								

TIME	DEMAND (VEH/MIN)	CAPACITY (VEH/MIN)	DEMAND/ CAPACITY (RFC)	PEDESTRIAN FLOW (PEDS/MIN)	START QUEUE (VEHS)	END QUEUE (VEHS)	DELAY (VEH.MIN/ TIME SEGMENT)	GEOMETRIC DELAY (VEH.MIN/ TIME SEGMENT)	AVERAGE DELAY PER ARRIVING VEHICLE (MIN)
17.15-17.30									
B-C	3.91	8.92	0.438		0.49	0.76	10.9		0.20
B-A	0.22	1.79	0.123		0.07	0.13	1.9		0.63
C-AB	5.47	9.18	0.596		0.82	1.49	21.8		0.26
A-B	1.21								
A-C	10.94								

TIME	DEMAND (VEH/MIN)	CAPACITY (VEH/MIN)	DEMAND/ CAPACITY (RFC)	PEDESTRIAN FLOW (PEDS/MIN)	START QUEUE (VEHS)	END QUEUE (VEHS)	DELAY (VEH.MIN/ TIME SEGMENT)	GEOMETRIC DELAY (VEH.MIN/ TIME SEGMENT)	AVERAGE DELAY PER ARRIVING VEHICLE (MIN)
17.30-17.45									
B-C	3.91	8.91	0.439		0.76	0.77	11.5		0.20
B-A	0.22	1.77	0.124		0.13	0.14	2.0		0.64
C-AB	5.47	9.18	0.596		1.49	1.52	23.3		0.27
A-B	1.21								
A-C	10.94								

TIME	DEMAND (VEH/MIN)	CAPACITY (VEH/MIN)	DEMAND/ CAPACITY (RFC)	PEDESTRIAN FLOW (PEDS/MIN)	START QUEUE (VEHS)	END QUEUE (VEHS)	DELAY (VEH.MIN/ TIME SEGMENT)	GEOMETRIC DELAY (VEH.MIN/ TIME SEGMENT)	AVERAGE DELAY PER ARRIVING VEHICLE (MIN)
17.45-18.00									
B-C	3.19	9.65	0.331		0.77	0.50	7.8		0.16
B-A	0.18	2.76	0.065		0.14	0.07	1.2		0.39
C-AB	4.46	9.83	0.454		1.52	0.86	13.1		0.19
A-B	0.99								
A-C	8.93								

TIME	DEMAND (VEH/MIN)	CAPACITY (VEH/MIN)	DEMAND/ CAPACITY (RFC)	PEDESTRIAN FLOW (PEDS/MIN)	START QUEUE (VEHS)	END QUEUE (VEHS)	DELAY (VEH.MIN/ TIME SEGMENT)	GEOMETRIC DELAY (VEH.MIN/ TIME SEGMENT)	AVERAGE DELAY PER ARRIVING VEHICLE (MIN)
18.00-18.15									
B-C	2.67	10.14	0.264		0.50	0.36	5.6		0.13
B-A	0.15	3.48	0.043		0.07	0.05	0.7		0.30
C-AB	3.74	10.29	0.363		0.86	0.58	8.8		0.15
A-B	0.83								
A-C	7.48								

WARNING NO MARGINAL ANALYSIS OF CAPACITIES AS MAJOR ROAD BLOCKING MAY OCCUR

QUEUE FOR STREAM B-C

TIME SEGMENT ENDING	NO. OF VEHICLES IN QUEUE	
17.00	0.4	
17.15	0.5	
17.30	0.8	*
17.45	0.8	*
18.00	0.5	*
18.15	0.4	

QUEUE FOR STREAM B-A

TIME SEGMENT ENDING	NO. OF VEHICLES IN QUEUE	
17.00	0.0	
17.15	0.1	
17.30	0.1	
17.45	0.1	
18.00	0.1	
18.15	0.0	

QUEUE FOR STREAM C-AB

TIME SEGMENT ENDING	NO. OF VEHICLES IN QUEUE	
17.00	0.6	*
17.15	0.8	*
17.30	1.5	*
17.45	1.5	**
18.00	0.9	*
18.15	0.6	*

QUEUEING DELAY INFORMATION OVER WHOLE PERIOD

STREAM	TOTAL DEMAND		* QUEUEING * DELAY *		* INCLUSIVE QUEUEING * DELAY *	
	(VEH)	(VEH/H)	(MIN)	(MIN/VEH)	(MIN)	(MIN/VEH)
B-C	293.2	195.5	48.0	0.16	48.0	0.16
B-A	16.5	11.0	7.4	0.45	7.4	0.45
C-AB	410.2	273.4	87.6	0.21	87.6	0.21
A-B	90.8	60.6				
A-C	820.3	546.9				
ALL	2572.5	1715.0	143.0	0.06	143.0	0.06

* DELAY IS THAT OCCURRING ONLY WITHIN THE TIME PERIOD
* INCLUSIVE DELAY INCLUDES DELAY SUFFERED BY VEHICLES
WHICH ARE STILL QUEUEING AFTER THE END OF THE TIME PERIOD
* THESE WILL ONLY BE SIGNIFICANTLY DIFFERENT IF THERE IS
A LARGE QUEUE REMAINING AT THE END OF THE TIME PERIOD.

*******END OF RUN*******

.SLOPES AND INTERCEPT

(NB:Streams may be combined, in which case capacity will be adjusted)

Intercept For STREAM B-C	Slope For Opposing STREAM A-C	Slope For Opposing STREAM A-B
0.00	0.00	0.00

* Due to the presence of a flare, data is not available

Intercept For STREAM B-A	Slope For Opposing STREAM A-C	Slope For Opposing STREAM A-B	Slope For Opposing STREAM C-A	Slope For Opposing STREAM C-B
0.00	0.00	0.00	0.00	0.00

* Due to the presence of a flare, data is not available

Intercept For STREAM C-B	Slope For Opposing STREAM A-C	Slope For Opposing STREAM A-B
761.52	0.28	0.28

(NB These values do not allow for any site specific corrections)

TRAFFIC DEMAND DATA

ARM	FLOW SCALE(%)
A	100
B	100
C	100

Demand set: AM 2025 Base

TIME PERIOD BEGINS 07.00 AND ENDS 08.30

LENGTH OF TIME PERIOD - 90 MIN.
LENGTH OF TIME SEGMENT - 15 MIN.

DEMAND FLOW PROFILES ARE SYNTHESISED FROM TURNING COUNT DATA

ARM	NUMBER OF MINUTES FROM START WHEN FLOW STARTS TO RISE	TOP OF PEAK IS REACHED	FLOW STOPS FALLING	RATE OF FLOW (VEH/MIN) BEFORE PEAK	AT TOP OF PEAK	AFTER PEAK
ARM A	15.00	45.00	75.00	10.98	16.46	10.98
ARM B	15.00	45.00	75.00	4.43	6.64	4.43
ARM C	15.00	45.00	75.00	13.71	20.57	13.71

Demand set: AM 2025 Base

TIME	TURNING PROPORTIONS TURNING COUNTS (PERCENTAGE OF H.V.S) FROM/TO	ARM A	ARM B	ARM C
07.00 - 08.30	ARM A	0.000	0.065	0.935
		0.0	57.0	821.0
		(0.0)	(9.0)	(2.0)
	ARM B	0.056	0.000	0.944
		20.0	0.0	334.0
		(16.0)	(0.0)	(2.0)
	ARM C	0.776	0.224	0.000
		851.0	246.0	0.0
		(3.0)	(1.0)	(0.0)

TURNING PROPORTIONS ARE CALCULATED FROM TURNING COUNT DATA
THE PERCENTAGE OF HEAVY VEHICLES VARIES OVER TURNING MOVEMENTS

QUEUE AND DELAY INFORMATION FOR EACH 15 MIN TIME SEGMENT

FOR DEMAND SET AM 2025 Base
AND FOR TIME PERIOD 1

TIME	DEMAND (VEH/MIN)	CAPACITY (VEH/MIN)	DEMAND/ CAPACITY (RFC)	PEDESTRIAN FLOW (PEDS/MIN)	START QUEUE (VEHS)	END QUEUE (VEHS)	DELAY (VEH.MIN/ TIME SEGMENT)	GEOMETRIC DELAY (VEH.MIN/ TIME SEGMENT)	AVERAGE DELAY PER ARRIVING VEHICLE (MIN)
07.00-07.15									
B-C	4.19	9.13	0.459		0.00	0.83	11.6		0.20
B-A	0.25	2.33	0.108		0.00	0.12	1.6		0.48
C-AB	3.09	9.44	0.327		0.00	0.48	7.1		0.16
A-B	0.72								
A-C	10.30								

TIME	DEMAND (VEH/MIN)	CAPACITY (VEH/MIN)	DEMAND/ CAPACITY (RFC)	PEDESTRIAN FLOW (PEDS/MIN)	START QUEUE (VEHS)	END QUEUE (VEHS)	DELAY (VEH.MIN/ TIME SEGMENT)	GEOMETRIC DELAY (VEH.MIN/ TIME SEGMENT)	AVERAGE DELAY PER ARRIVING VEHICLE (MIN)
07.15-07.30									
B-C	5.00	8.34	0.600		0.83	1.43	20.0		0.29
B-A	0.30	1.51	0.199		0.12	0.23	3.2		0.82
C-AB	3.69	8.83	0.417		0.48	0.71	10.6		0.19
A-B	0.85								
A-C	12.30								

TIME	DEMAND (VEH/MIN)	CAPACITY (VEH/MIN)	DEMAND/ CAPACITY (RFC)	PEDESTRIAN FLOW (PEDS/MIN)	START QUEUE (VEHS)	END QUEUE (VEHS)	DELAY (VEH.MIN/ TIME SEGMENT)	GEOMETRIC DELAY (VEH.MIN/ TIME SEGMENT)	AVERAGE DELAY PER ARRIVING VEHICLE (MIN)
07.30-07.45									
B-C	6.13	6.19	0.990		1.43	8.83	90.1		1.28
B-A	0.37	0.38	0.965		0.23	1.88	18.2		6.05
C-AB	4.51	8.00	0.565		0.71	1.31	19.2		0.28
A-B	1.05								
A-C	15.07								

TIME	DEMAND (VEH/MIN)	CAPACITY (VEH/MIN)	DEMAND/ CAPACITY (RFC)	PEDESTRIAN FLOW (PEDS/MIN)	START QUEUE (VEHS)	END QUEUE (VEHS)	DELAY (VEH.MIN/ TIME SEGMENT)	GEOMETRIC DELAY (VEH.MIN/ TIME SEGMENT)	AVERAGE DELAY PER ARRIVING VEHICLE (MIN)
07.45-08.00									
B-C	6.13	5.75	1.066		8.83	16.95	195.7		2.60
B-A	0.37	0.42	0.872		1.88	2.43	32.6		6.71
C-AB	4.51	8.00	0.565		1.31	1.34	20.5		0.29
A-B	1.05								
A-C	15.07								

TIME	DEMAND (VEH/MIN)	CAPACITY (VEH/MIN)	DEMAND/ CAPACITY (RFC)	PEDESTRIAN FLOW (PEDS/MIN)	START QUEUE (VEHS)	END QUEUE (VEHS)	DELAY (VEH.MIN/ TIME SEGMENT)	GEOMETRIC DELAY (VEH.MIN/ TIME SEGMENT)	AVERAGE DELAY PER ARRIVING VEHICLE (MIN)
08.00-08.15									
B-C	5.00	7.94	0.631		16.95	1.85	75.1		0.75
B-A	0.30	1.19	0.252		2.43	0.37	10.0		1.49
C-AB	3.69	8.83	0.417		1.34	0.74	11.3		0.20
A-B	0.85								
A-C	12.30								

TIME	DEMAND (VEH/MIN)	CAPACITY (VEH/MIN)	DEMAND/ CAPACITY (RFC)	PEDESTRIAN FLOW (PEDS/MIN)	START QUEUE (VEHS)	END QUEUE (VEHS)	DELAY (VEH.MIN/ TIME SEGMENT)	GEOMETRIC DELAY (VEH.MIN/ TIME SEGMENT)	AVERAGE DELAY PER ARRIVING VEHICLE (MIN)
08.15-08.30									
B-C	4.19	9.10	0.460		1.85	0.87	14.0		0.21
B-A	0.25	2.30	0.109		0.37	0.13	2.1		0.50
C-AB	3.09	9.44	0.327		0.74	0.49	7.5		0.16
A-B	0.72								
A-C	10.30								

WARNING NO MARGINAL ANALYSIS OF CAPACITIES AS MAJOR ROAD BLOCKING MAY OCCUR

QUEUE FOR STREAM B-C

TIME SEGMENT ENDING	NO. OF VEHICLES IN QUEUE	
07.15	0.8	*
07.30	1.4	*
07.45	8.8	*********
08.00	16.9	**********
08.15	1.8	**
08.30	0.9	*

QUEUE FOR STREAM B-A

TIME SEGMENT ENDING	NO. OF VEHICLES IN QUEUE	
07.15	0.1	
07.30	0.2	
07.45	1.9	**
08.00	2.4	**
08.15	0.4	
08.30	0.1	

QUEUE FOR STREAM C-AB

TIME SEGMENT ENDING	NO. OF VEHICLES IN QUEUE	
07.15	0.5	
07.30	0.7	*
07.45	1.3	*
08.00	1.3	*
08.15	0.7	*
08.30	0.5	

QUEUEING DELAY INFORMATION OVER WHOLE PERIOD

STREAM	TOTAL DEMAND (VEH)	TOTAL DEMAND (VEH/H)	* QUEUEING * DELAY * (MIN)	* QUEUEING * DELAY * (MIN/VEH)	* INCLUSIVE QUEUEING * DELAY * (MIN)	* INCLUSIVE QUEUEING * DELAY * (MIN/VEH)
B-C	459.7	306.5	406.5	0.88	406.5	0.88
B-A	27.5	18.4	67.6	2.46	67.6	2.46
C-AB	338.6	225.7	76.1	0.22	76.1	0.22
A-B	78.5	52.3				
A-C	1130.0	753.4				
ALL	3205.7	2137.1	550.2	0.17	550.3	0.17

* DELAY IS THAT OCCURRING ONLY WITHIN THE TIME PERIOD
* INCLUSIVE DELAY INCLUDES DELAY SUFFERED BY VEHICLES
WHICH ARE STILL QUEUEING AFTER THE END OF THE TIME PERIOD
* THESE WILL ONLY BE SIGNIFICANTLY DIFFERENT IF THERE IS
A LARGE QUEUE REMAINING AT THE END OF THE TIME PERIOD.

*******END OF RUN*******

.SLOPES AND INTERCEPT

(NB:Streams may be combined, in which case capacity will be adjusted)

Intercept For STREAM B-C	Slope For Opposing STREAM A-C	Slope For Opposing STREAM A-B
0.00	0.00	0.00

* Due to the presence of a flare, data is not available

Intercept For STREAM B-A	Slope For Opposing STREAM A-C	Slope For Opposing STREAM A-B	Slope For Opposing STREAM C-A	Slope For Opposing STREAM C-B
0.00	0.00	0.00	0.00	0.00

* Due to the presence of a flare, data is not available

Intercept For STREAM C-B	Slope For Opposing STREAM A-C	Slope For Opposing STREAM A-B
761.52	0.28	0.28

(NB These values do not allow for any site specific corrections)

TRAFFIC DEMAND DATA

ARM	FLOW SCALE(%)
A	100
B	100
C	100

Demand set: PM 2025 Base

TIME PERIOD BEGINS 16.45 AND ENDS 18.15

LENGTH OF TIME PERIOD - 90 MIN.
LENGTH OF TIME SEGMENT - 15 MIN.

DEMAND FLOW PROFILES ARE SYNTHESISED FROM TURNING COUNT DATA

ARM	NUMBER OF MINUTES FROM START WHEN FLOW STARTS TO RISE	TOP OF PEAK IS REACHED	FLOW STOPS FALLING	RATE OF FLOW (VEH/MIN) BEFORE PEAK	AT TOP OF PEAK	AFTER PEAK
ARM A	15.00	45.00	75.00	8.93	13.39	8.93
ARM B	15.00	45.00	75.00	3.04	4.56	3.04
ARM C	15.00	45.00	75.00	13.24	19.86	13.24

Demand set: PM 2025 Base

TIME	FROM/TO	TURNING PROPORTIONS / TURNING COUNTS (PERCENTAGE OF H.V.S) ARM A	ARM B	ARM C
16.45 - 18.15	ARM A	0.000	0.099	0.901
		0.0	71.0	643.0
		(0.0)	(6.0)	(3.0)
	ARM B	0.053	0.000	0.947
		13.0	0.0	230.0
		(0.0)	(0.0)	(1.0)
	ARM C	0.697	0.303	0.000
		738.0	321.0	0.0
		(2.0)	(0.0)	(0.0)

TURNING PROPORTIONS ARE CALCULATED FROM TURNING COUNT DATA
THE PERCENTAGE OF HEAVY VEHICLES VARIES OVER TURNING MOVEMENTS

QUEUE AND DELAY INFORMATION FOR EACH 15 MIN TIME SEGMENT

FOR DEMAND SET PM 2025 Base
AND FOR TIME PERIOD 2

TIME	DEMAND (VEH/MIN)	CAPACITY (VEH/MIN)	DEMAND/ CAPACITY (RFC)	PEDESTRIAN FLOW (PEDS/MIN)	START QUEUE (VEHS)	END QUEUE (VEHS)	DELAY (VEH.MIN/ TIME SEGMENT)	GEOMETRIC DELAY (VEH.MIN/ TIME SEGMENT)	AVERAGE DELAY PER ARRIVING VEHICLE (MIN)
16.45-17.00									
B-C	2.89	9.95	0.290		0.00	0.40	5.8		0.14
B-A	0.16	3.21	0.051		0.00	0.05	0.7		0.33
C-AB	4.03	10.10	0.399		0.00	0.65	9.6		0.16
A-B	0.89								
A-C	8.07								

TIME	DEMAND (VEH/MIN)	CAPACITY (VEH/MIN)	DEMAND/ CAPACITY (RFC)	PEDESTRIAN FLOW (PEDS/MIN)	START QUEUE (VEHS)	END QUEUE (VEHS)	DELAY (VEH.MIN/ TIME SEGMENT)	GEOMETRIC DELAY (VEH.MIN/ TIME SEGMENT)	AVERAGE DELAY PER ARRIVING VEHICLE (MIN)
17.00-17.15									
B-C	3.45	9.41	0.366		0.40	0.57	8.2		0.17
B-A	0.19	2.43	0.080		0.05	0.08	1.2		0.45
C-AB	4.81	9.60	0.501		0.65	0.99	14.8		0.21
A-B	1.06								
A-C	9.63								

TIME	DEMAND (VEH/MIN)	CAPACITY (VEH/MIN)	DEMAND/ CAPACITY (RFC)	PEDESTRIAN FLOW (PEDS/MIN)	START QUEUE (VEHS)	END QUEUE (VEHS)	DELAY (VEH.MIN/ TIME SEGMENT)	GEOMETRIC DELAY (VEH.MIN/ TIME SEGMENT)	AVERAGE DELAY PER ARRIVING VEHICLE (MIN)
17.15-17.30									
B-C	4.22	8.53	0.495		0.57	0.95	13.5		0.23
B-A	0.24	1.37	0.174		0.08	0.20	2.7		0.87
C-AB	5.89	8.91	0.661		0.99	2.03	29.2		0.32
A-B	1.30								
A-C	11.80								

TIME	DEMAND (VEH/MIN)	CAPACITY (VEH/MIN)	DEMAND/ CAPACITY (RFC)	PEDESTRIAN FLOW (PEDS/MIN)	START QUEUE (VEHS)	END QUEUE (VEHS)	DELAY (VEH.MIN/ TIME SEGMENT)	GEOMETRIC DELAY (VEH.MIN/ TIME SEGMENT)	AVERAGE DELAY PER ARRIVING VEHICLE (MIN)
17.30-17.45									
B-C	4.22	8.50	0.496		0.95	0.97	14.5		0.23
B-A	0.24	1.35	0.177		0.20	0.21	3.0		0.90
C-AB	5.89	8.91	0.661		2.03	2.11	32.4		0.33
A-B	1.30								
A-C	11.80								

TIME	DEMAND (VEH/MIN)	CAPACITY (VEH/MIN)	DEMAND/ CAPACITY (RFC)	PEDESTRIAN FLOW (PEDS/MIN)	START QUEUE (VEHS)	END QUEUE (VEHS)	DELAY (VEH.MIN/ TIME SEGMENT)	GEOMETRIC DELAY (VEH.MIN/ TIME SEGMENT)	AVERAGE DELAY PER ARRIVING VEHICLE (MIN)
17.45-18.00									
B-C	3.45	9.40	0.367		0.97	0.59	9.2		0.17
B-A	0.19	2.40	0.081		0.21	0.09	1.5		0.46
C-AB	4.81	9.60	0.501		2.11	1.05	16.2		0.22
A-B	1.06								
A-C	9.63								

TIME	DEMAND (VEH/MIN)	CAPACITY (VEH/MIN)	DEMAND/ CAPACITY (RFC)	PEDESTRIAN FLOW (PEDS/MIN)	START QUEUE (VEHS)	END QUEUE (VEHS)	DELAY (VEH.MIN/ TIME SEGMENT)	GEOMETRIC DELAY (VEH.MIN/ TIME SEGMENT)	AVERAGE DELAY PER ARRIVING VEHICLE (MIN)
18.00-18.15									
B-C	2.89	9.95	0.290		0.59	0.41	6.4		0.14
B-A	0.16	3.19	0.051		0.09	0.06	0.9		0.33
C-AB	4.03	10.10	0.399		1.05	0.68	10.3		0.17
A-B	0.89								
A-C	8.07								

WARNING NO MARGINAL ANALYSIS OF CAPACITIES AS MAJOR ROAD BLOCKING MAY OCCUR

QUEUE FOR STREAM B-C

TIME SEGMENT ENDING	NO. OF VEHICLES IN QUEUE	
17.00	0.4	
17.15	0.6	*
17.30	1.0	*
17.45	1.0	*
18.00	0.6	*
18.15	0.4	

QUEUE FOR STREAM B-A

TIME SEGMENT ENDING	NO. OF VEHICLES IN QUEUE
17.00	0.1
17.15	0.1
17.30	0.2
17.45	0.2
18.00	0.1
18.15	0.1

QUEUE FOR STREAM C-AB

TIME SEGMENT ENDING	NO. OF VEHICLES IN QUEUE	
17.00	0.7	*
17.15	1.0	*
17.30	2.0	**
17.45	2.1	**
18.00	1.1	*
18.15	0.7	*

QUEUEING DELAY INFORMATION OVER WHOLE PERIOD

STREAM	TOTAL DEMAND (VEH)	TOTAL DEMAND (VEH/H)	* QUEUEING * DELAY * (MIN)	* QUEUEING * DELAY * (MIN/VEH)	* INCLUSIVE QUEUEING * DELAY * (MIN)	* INCLUSIVE QUEUEING * DELAY * (MIN/VEH)
B-C	316.6	211.1	57.6	0.18	57.6	0.18
B-A	17.9	11.9	10.0	0.56	10.0	0.56
C-AB	441.8	294.6	112.6	0.25	112.6	0.25
A-B	97.7	65.2				
A-C	885.0	590.0				
ALL	2774.9	1849.9	180.2	0.06	180.2	0.06

* DELAY IS THAT OCCURRING ONLY WITHIN THE TIME PERIOD
* INCLUSIVE DELAY INCLUDES DELAY SUFFERED BY VEHICLES
WHICH ARE STILL QUEUEING AFTER THE END OF THE TIME PERIOD
* THESE WILL ONLY BE SIGNIFICANTLY DIFFERENT IF THERE IS
A LARGE QUEUE REMAINING AT THE END OF THE TIME PERIOD.

*******END OF RUN*******

.SLOPES AND INTERCEPT

(NB:Streams may be combined, in which case capacity will be adjusted)

Intercept For STREAM B-C	Slope For Opposing STREAM A-C	Slope For Opposing STREAM A-B
0.00	0.00	0.00

* Due to the presence of a flare, data is not available

Intercept For STREAM B-A	Slope For Opposing STREAM A-C	Slope For Opposing STREAM A-B	Slope For Opposing STREAM C-A	Slope For Opposing STREAM C-B
0.00	0.00	0.00	0.00	0.00

* Due to the presence of a flare, data is not available

Intercept For STREAM C-B	Slope For Opposing STREAM A-C	Slope For Opposing STREAM A-B
761.52	0.28	0.28

(NB These values do not allow for any site specific corrections)

TRAFFIC DEMAND DATA

ARM	FLOW SCALE(%)
A	100
B	100
C	100

Demand set: AM 2025 Forecast

TIME PERIOD BEGINS 07.00 AND ENDS 08.30

LENGTH OF TIME PERIOD - 90 MIN.
LENGTH OF TIME SEGMENT - 15 MIN.

DEMAND FLOW PROFILES ARE SYNTHESISED FROM TURNING COUNT DATA

ARM	NUMBER OF MINUTES FROM START WHEN FLOW STARTS TO RISE	TOP OF PEAK IS REACHED	FLOW STOPS FALLING	RATE OF FLOW (VEH/MIN) BEFORE PEAK	AT TOP OF PEAK	AFTER PEAK
ARM A	15.00	45.00	75.00	11.02	16.54	11.02
ARM B	15.00	45.00	75.00	4.45	6.67	4.45
ARM C	15.00	45.00	75.00	13.79	20.68	13.79

Demand set: AM 2025 Forecast

TIME	FROM/TO	TURNING PROPORTIONS (PERCENTAGE OF H.V.S) ARM A	ARM B	ARM C
07.00 - 08.30	ARM A	0.000	0.065	0.935
		0.0	57.0	825.0
		(0.0)	(9.0)	(2.0)
	ARM B	0.056	0.000	0.944
		20.0	0.0	336.0
		(16.0)	(0.0)	(2.0)
	ARM C	0.793	0.207	0.000
		875.0	228.0	0.0
		(3.0)	(1.0)	(0.0)

TURNING PROPORTIONS ARE CALCULATED FROM TURNING COUNT DATA
THE PERCENTAGE OF HEAVY VEHICLES VARIES OVER TURNING MOVEMENTS

QUEUE AND DELAY INFORMATION FOR EACH 15 MIN TIME SEGMENT

FOR DEMAND SET AM 2025 Forecast
AND FOR TIME PERIOD 1

TIME	DEMAND (VEH/MIN)	CAPACITY (VEH/MIN)	DEMAND/ CAPACITY (RFC)	PEDESTRIAN FLOW (PEDS/MIN)	START QUEUE (VEHS)	END QUEUE (VEHS)	DELAY (VEH.MIN/ TIME SEGMENT)	GEOMETRIC DELAY (VEH.MIN/ TIME SEGMENT)	AVERAGE DELAY PER ARRIVING VEHICLE (MIN)
07.00-07.15									
B-C	4.22	9.12	0.462		0.00	0.84	11.8		0.20
B-A	0.25	2.34	0.107		0.00	0.12	1.6		0.48
C-AB	2.86	9.43	0.303		0.00	0.43	6.4		0.15
A-B	0.72								
A-C	10.35								

TIME	DEMAND (VEH/MIN)	CAPACITY (VEH/MIN)	DEMAND/ CAPACITY (RFC)	PEDESTRIAN FLOW (PEDS/MIN)	START QUEUE (VEHS)	END QUEUE (VEHS)	DELAY (VEH.MIN/ TIME SEGMENT)	GEOMETRIC DELAY (VEH.MIN/ TIME SEGMENT)	AVERAGE DELAY PER ARRIVING VEHICLE (MIN)
07.15-07.30									
B-C	5.03	8.33	0.604		0.84	1.46	20.3		0.30
B-A	0.30	1.51	0.198		0.12	0.23	3.2		0.82
C-AB	3.42	8.82	0.387		0.43	0.62	9.3		0.18
A-B	0.85								
A-C	12.36								

TIME	DEMAND (VEH/MIN)	CAPACITY (VEH/MIN)	DEMAND/ CAPACITY (RFC)	PEDESTRIAN FLOW (PEDS/MIN)	START QUEUE (VEHS)	END QUEUE (VEHS)	DELAY (VEH.MIN/ TIME SEGMENT)	GEOMETRIC DELAY (VEH.MIN/ TIME SEGMENT)	AVERAGE DELAY PER ARRIVING VEHICLE (MIN)
07.30-07.45									
B-C	6.17	6.23	0.989		1.46	8.85	90.3		1.27
B-A	0.37	0.38	0.964		0.23	1.88	18.2		6.04
C-AB	4.18	7.98	0.525		0.62	1.10	16.3		0.26
A-B	1.05								
A-C	15.14								

TIME	DEMAND (VEH/MIN)	CAPACITY (VEH/MIN)	DEMAND/ CAPACITY (RFC)	PEDESTRIAN FLOW (PEDS/MIN)	START QUEUE (VEHS)	END QUEUE (VEHS)	DELAY (VEH.MIN/ TIME SEGMENT)	GEOMETRIC DELAY (VEH.MIN/ TIME SEGMENT)	AVERAGE DELAY PER ARRIVING VEHICLE (MIN)
07.45-08.00									
B-C	6.17	5.80	1.063		8.85	16.79	194.7		2.57
B-A	0.37	0.42	0.869		1.88	2.42	32.5		6.70
C-AB	4.18	7.98	0.525		1.10	1.13	17.2		0.26
A-B	1.05								
A-C	15.14								

TIME	DEMAND (VEH/MIN)	CAPACITY (VEH/MIN)	DEMAND/ CAPACITY (RFC)	PEDESTRIAN FLOW (PEDS/MIN)	START QUEUE (VEHS)	END QUEUE (VEHS)	DELAY (VEH.MIN/ TIME SEGMENT)	GEOMETRIC DELAY (VEH.MIN/ TIME SEGMENT)	AVERAGE DELAY PER ARRIVING VEHICLE (MIN)
08.00-08.15									
B-C	5.03	7.93	0.635		16.79	1.88	75.1		0.76
B-A	0.30	1.19	0.251		2.42	0.37	9.9		1.49
C-AB	3.42	8.82	0.387		1.13	0.65	9.9		0.19
A-B	0.85								
A-C	12.36								

TIME	DEMAND (VEH/MIN)	CAPACITY (VEH/MIN)	DEMAND/ CAPACITY (RFC)	PEDESTRIAN FLOW (PEDS/MIN)	START QUEUE (VEHS)	END QUEUE (VEHS)	DELAY (VEH.MIN/ TIME SEGMENT)	GEOMETRIC DELAY (VEH.MIN/ TIME SEGMENT)	AVERAGE DELAY PER ARRIVING VEHICLE (MIN)
08.15-08.30									
B-C	4.22	9.09	0.464		1.88	0.89	14.2		0.21
B-A	0.25	2.31	0.109		0.37	0.13	2.1		0.49
C-AB	2.86	9.43	0.303		0.65	0.44	6.7		0.15
A-B	0.72								
A-C	10.35								

WARNING NO MARGINAL ANALYSIS OF CAPACITIES AS MAJOR ROAD BLOCKING MAY OCCUR

QUEUE FOR STREAM B-C

TIME SEGMENT ENDING	NO. OF VEHICLES IN QUEUE	
07.15	0.8	*
07.30	1.5	*
07.45	8.8	*********
08.00	16.8	**********
08.15	1.9	**
08.30	0.9	*

QUEUE FOR STREAM B-A

TIME SEGMENT ENDING	NO. OF VEHICLES IN QUEUE	
07.15	0.1	
07.30	0.2	
07.45	1.9	**
08.00	2.4	**
08.15	0.4	
08.30	0.1	

QUEUE FOR STREAM C-AB

TIME SEGMENT ENDING	NO. OF VEHICLES IN QUEUE	
07.15	0.4	
07.30	0.6	*
07.45	1.1	*
08.00	1.1	*
08.15	0.6	*
08.30	0.4	

QUEUEING DELAY INFORMATION OVER WHOLE PERIOD

STREAM	TOTAL DEMAND (VEH)	TOTAL DEMAND (VEH/H)	* QUEUEING * DELAY * (MIN)	* QUEUEING * DELAY * (MIN/VEH)	* INCLUSIVE QUEUEING * DELAY * (MIN)	* INCLUSIVE QUEUEING * DELAY * (MIN/VEH)
B-C	462.5	308.3	406.4	0.88	406.4	0.88
B-A	27.5	18.4	67.5	2.45	67.5	2.45
C-AB	313.8	209.2	65.7	0.21	65.7	0.21
A-B	78.5	52.3				
A-C	1135.6	757.0				
ALL	3222.2	2148.1	539.5	0.17	539.6	0.17

* DELAY IS THAT OCCURRING ONLY WITHIN THE TIME PERIOD
* INCLUSIVE DELAY INCLUDES DELAY SUFFERED BY VEHICLES
WHICH ARE STILL QUEUEING AFTER THE END OF THE TIME PERIOD
* THESE WILL ONLY BE SIGNIFICANTLY DIFFERENT IF THERE IS
A LARGE QUEUE REMAINING AT THE END OF THE TIME PERIOD.

*******END OF RUN*******

.SLOPES AND INTERCEPT

(NB:Streams may be combined, in which case capacity will be adjusted)

Intercept For STREAM B-C	Slope For Opposing STREAM A-C	Slope For Opposing STREAM A-B
0.00	0.00	0.00

* Due to the presence of a flare, data is not available

Intercept For STREAM B-A	Slope For Opposing STREAM A-C	Slope For Opposing STREAM A-B	Slope For Opposing STREAM C-A	Slope For Opposing STREAM C-B
0.00	0.00	0.00	0.00	0.00

* Due to the presence of a flare, data is not available

Intercept For STREAM C-B	Slope For Opposing STREAM A-C	Slope For Opposing STREAM A-B
761.52	0.28	0.28

(NB These values do not allow for any site specific corrections)

TRAFFIC DEMAND DATA

ARM	FLOW SCALE(%)
A	100
B	100
C	100

Demand set: PM 2025 Forecast

TIME PERIOD BEGINS 16.45 AND ENDS 18.15

LENGTH OF TIME PERIOD - 90 MIN.
LENGTH OF TIME SEGMENT - 15 MIN.

DEMAND FLOW PROFILES ARE SYNTHESISED FROM TURNING COUNT DATA

ARM	NUMBER OF MINUTES FROM START WHEN FLOW STARTS TO RISE	TOP OF PEAK IS REACHED	FLOW STOPS FALLING	RATE OF FLOW (VEH/MIN) BEFORE PEAK	AT TOP OF PEAK	AFTER PEAK
ARM A	15.00	45.00	75.00	9.19	13.78	9.19
ARM B	15.00	45.00	75.00	2.89	4.33	2.89
ARM C	15.00	45.00	75.00	13.39	20.08	13.39

Demand set: PM 2025 Forecast

TIME	FROM/TO	ARM A	ARM B	ARM C
16.45 - 18.15		TURNING PROPORTIONS		
		TURNING COUNTS		
		(PERCENTAGE OF H.V.S)		
	ARM A	0.000	0.097	0.903
		0.0	71.0	664.0
		(0.0)	(6.0)	(3.0)
	ARM B	0.056	0.000	0.944
		13.0	0.0	218.0
		(0.0)	(0.0)	(1.0)
	ARM C	0.690	0.310	0.000
		739.0	332.0	0.0
		(2.0)	(0.0)	(0.0)

TURNING PROPORTIONS ARE CALCULATED FROM TURNING COUNT DATA
THE PERCENTAGE OF HEAVY VEHICLES VARIES OVER TURNING MOVEMENTS

QUEUE AND DELAY INFORMATION FOR EACH 15 MIN TIME SEGMENT
FOR DEMAND SET PM 2025 Forecast
AND FOR TIME PERIOD 2

TIME	DEMAND (VEH/MIN)	CAPACITY (VEH/MIN)	DEMAND/ CAPACITY (RFC)	PEDESTRIAN FLOW (PEDS/MIN)	START QUEUE (VEHS)	END QUEUE (VEHS)	DELAY (VEH.MIN/ TIME SEGMENT)	GEOMETRIC DELAY (VEH.MIN/ TIME SEGMENT)	AVERAGE DELAY PER ARRIVING VEHICLE (MIN)
16.45-17.00									
B-C	2.74	9.87	0.277		0.00	0.38	5.4		0.14
B-A	0.16	3.13	0.052		0.00	0.05	0.8		0.34
C-AB	4.17	10.03	0.415		0.00	0.70	10.3		0.17
A-B	0.89								
A-C	8.33								

TIME	DEMAND (VEH/MIN)	CAPACITY (VEH/MIN)	DEMAND/ CAPACITY (RFC)	PEDESTRIAN FLOW (PEDS/MIN)	START QUEUE (VEHS)	END QUEUE (VEHS)	DELAY (VEH.MIN/ TIME SEGMENT)	GEOMETRIC DELAY (VEH.MIN/ TIME SEGMENT)	AVERAGE DELAY PER ARRIVING VEHICLE (MIN)
17.00-17.15									
B-C	3.27	9.32	0.351		0.38	0.53	7.7		0.16
B-A	0.19	2.34	0.083		0.05	0.09	1.2		0.46
C-AB	4.97	9.51	0.523		0.70	1.09	16.2		0.22
A-B	1.06								
A-C	9.95								

TIME	DEMAND (VEH/MIN)	CAPACITY (VEH/MIN)	DEMAND/ CAPACITY (RFC)	PEDESTRIAN FLOW (PEDS/MIN)	START QUEUE (VEHS)	END QUEUE (VEHS)	DELAY (VEH.MIN/ TIME SEGMENT)	GEOMETRIC DELAY (VEH.MIN/ TIME SEGMENT)	AVERAGE DELAY PER ARRIVING VEHICLE (MIN)
17.15-17.30									
B-C	4.00	8.37	0.478		0.53	0.89	12.6		0.23
B-A	0.24	1.27	0.188		0.09	0.21	2.9		0.95
C-AB	6.09	8.80	0.693		1.09	2.38	33.8		0.35
A-B	1.30								
A-C	12.18								

TIME	DEMAND (VEH/MIN)	CAPACITY (VEH/MIN)	DEMAND/ CAPACITY (RFC)	PEDESTRIAN FLOW (PEDS/MIN)	START QUEUE (VEHS)	END QUEUE (VEHS)	DELAY (VEH.MIN/ TIME SEGMENT)	GEOMETRIC DELAY (VEH.MIN/ TIME SEGMENT)	AVERAGE DELAY PER ARRIVING VEHICLE (MIN)
17.30-17.45									
B-C	4.00	8.34	0.480		0.89	0.91	13.5		0.23
B-A	0.24	1.25	0.191		0.21	0.23	3.3		0.99
C-AB	6.09	8.80	0.693		2.38	2.49	38.5		0.37
A-B	1.30								
A-C	12.18								

TIME	DEMAND (VEH/MIN)	CAPACITY (VEH/MIN)	DEMAND/ CAPACITY (RFC)	PEDESTRIAN FLOW (PEDS/MIN)	START QUEUE (VEHS)	END QUEUE (VEHS)	DELAY (VEH.MIN/ TIME SEGMENT)	GEOMETRIC DELAY (VEH.MIN/ TIME SEGMENT)	AVERAGE DELAY PER ARRIVING VEHICLE (MIN)
17.45-18.00									
B-C	3.27	9.30	0.351		0.91	0.55	8.6		0.17
B-A	0.19	2.31	0.084		0.23	0.10	1.6		0.48
C-AB	4.97	9.51	0.523		2.49	1.16	17.9		0.23
A-B	1.06								
A-C	9.95								

TIME	DEMAND (VEH/MIN)	CAPACITY (VEH/MIN)	DEMAND/ CAPACITY (RFC)	PEDESTRIAN FLOW (PEDS/MIN)	START QUEUE (VEHS)	END QUEUE (VEHS)	DELAY (VEH.MIN/ TIME SEGMENT)	GEOMETRIC DELAY (VEH.MIN/ TIME SEGMENT)	AVERAGE DELAY PER ARRIVING VEHICLE (MIN)
18.00-18.15									
B-C	2.74	9.87	0.277		0.55	0.39	6.0		0.14
B-A	0.16	3.11	0.052		0.10	0.06	0.9		0.34
C-AB	4.17	10.03	0.415		1.16	0.73	11.0		0.17
A-B	0.89								
A-C	8.33								

WARNING NO MARGINAL ANALYSIS OF CAPACITIES AS MAJOR ROAD BLOCKING MAY OCCUR

QUEUE FOR STREAM B-C

TIME SEGMENT ENDING	NO. OF VEHICLES IN QUEUE	
17.00	0.4	
17.15	0.5	*
17.30	0.9	*
17.45	0.9	*
18.00	0.6	*
18.15	0.4	

QUEUE FOR STREAM B-A

TIME SEGMENT ENDING	NO. OF VEHICLES IN QUEUE
17.00	0.1
17.15	0.1
17.30	0.2
17.45	0.2
18.00	0.1
18.15	0.1

QUEUE FOR STREAM C-AB

TIME SEGMENT ENDING	NO. OF VEHICLES IN QUEUE	
17.00	0.7	*
17.15	1.1	*
17.30	2.4	**
17.45	2.5	**
18.00	1.2	*
18.15	0.7	*

QUEUEING DELAY INFORMATION OVER WHOLE PERIOD

STREAM	TOTAL DEMAND		* QUEUEING * DELAY *		* INCLUSIVE QUEUEING * DELAY *	
	(VEH)	(VEH/H)	(MIN)	(MIN/VEH)	(MIN)	(MIN/VEH)
B-C	300.1	200.0	53.9	0.18	53.9	0.18
B-A	17.9	11.9	10.7	0.60	10.7	0.60
C-AB	457.0	304.6	127.8	0.28	127.8	0.28
A-B	97.7	65.2				
A-C	913.9	609.3				
ALL	2803.8	1869.2	192.3	0.07	192.4	0.07

* DELAY IS THAT OCCURRING ONLY WITHIN THE TIME PERIOD
* INCLUSIVE DELAY INCLUDES DELAY SUFFERED BY VEHICLES
WHICH ARE STILL QUEUEING AFTER THE END OF THE TIME PERIOD
* THESE WILL ONLY BE SIGNIFICANTLY DIFFERENT IF THERE IS
A LARGE QUEUE REMAINING AT THE END OF THE TIME PERIOD.

*******END OF RUN*******

========== end of file ==========

Printed at 10:02:38 on 12/12/2019]

APPENDIX L: LINSIG Output

Epsom

Project and User Details

Project:	
Title:	
Location:	
Additional detail:	
File name:	LinSig- Dorking Road - Woodcote Road (v1 Dec2019).lsg3x
Author:	
Company:	
Address:	
Linsig Version:	3, 2, 40, 0

Network Summary

Scenario 1: 'AM 2019 observed' (FG1: 'AM 2019 Observed', Plan 1: 'Network Control Plan 1')

Total Network Delay: 17.74 pcuHr	
Worst PRC: 10.26 % (On Lane 2/1)	

Scenario 2: 'AM 2025 Base' (FG2: 'AM 2025 Base', Plan 1: 'Network Control Plan 1')

Total Network Delay: 22.17 pcuHr	
Worst PRC: 2.46 % (On Lane 2/1)	

Scenario 3: 'AM 2025 forecast' (FG3: 'AM 2025 Forecast', Plan 1: 'Network Control Plan 1')

Total Network Delay: 21.99 pcuHr	
Worst PRC: 2.28 % (On Lane 1/1)	

Scenario 4: 'PM 2019 Observed' (FG4: 'PM 2019 Observed', Plan 1: 'Network Control Plan 1')

Total Network Delay: 13.46 pcuHr	
Worst PRC: 23.97 % (On Lane 1/1)	

Scenario 5: 'PM 2025 Base' (FG5: 'PM 2025 Base', Plan 1: 'Network Control Plan 1')

Total Network Delay: 16.20 pcuHr	
Worst PRC: 15.06 % (On Lane 1/1)	

Scenario 6: 'PM 2025 Forecast' (FG6: 'PM 2025 Forecast', Plan 1: 'Network Control Plan 1')

Total Network Delay: 13.48 pcuHr	
Worst PRC: 21.15 % (On Lane 1/1)	

Phase Input Data

Phase Name	Phase Type	Assoc. Phase	Street Min	Cont Min
A	Traffic		7	7
B	Traffic		7	7
C	Ind. Arrow	A	7	7
D	Traffic		7	7
E	Pedestrian		7	7
F	Pedestrian		6	6

Phase Intergreens Matrix

		Starting Phase					
		A	B	C	D	E	F
Terminating Phase	A		-	-	8	10	-
	B	-		5	8	8	-
	C	-	7		5	10	-
	D	5	5	5		-	5
	E	0	0	0	-		-
	F	-	-	-	0	-	

Phase Delays

Term. Stage	Start Stage	Phase	Type	Value	Cont value
There are no Phase Delays defined					

Phases in Stage

Stage No.	Phases in Stage
1	A B F
2	A C F
3	D E

Give-Way Lane Input Data

Junction: Unnamed Junction

Lane	Movement	Max Flow when Giving Way (PCU/Hr)	Min Flow when Giving Way (PCU/Hr)	Opposing Lane	Opp. Lane Coeff.	Opp. Mvmnts.	Right Turn Storage (PCU)	Non-Blocking Storage (PCU)	RTF	Right Turn Move up (s)	Max Turns in Intergreen (PCU)
3/2 (Dorking Road (southwest))	5/1 (Right)	1439	0	1/1	1.09	All	3.00	-	0.50	3	3.00

Lane Input Data

Junction: Unnamed Junction

Lane	Lane Type	Phases	Start Disp.	End Disp.	Physical Length (PCU)	Sat Flow Type	Def User Saturation Flow (PCU/Hr)	Lane Width (m)	Gradient	Nearside Lane	Turns	Turning Radius (m)
1/1 (Dorking Road (northeast))	U	B	2	3	60.0	Geom	-	4.20	0.00	Y	Arm 5 Left Arm 6 Ahead	24.00 Inf
2/1 (Woodcote Road (south))	U	D	2	3	60.0	Geom	-	3.80	0.00	Y	Arm 4 Right Arm 6 Left	14.00 11.00
3/1 (Dorking Road (southwest))	U	A	2	3	60.0	Geom	-	2.70	0.00	Y	Arm 4 Ahead	Inf
3/2 (Dorking Road (southwest))	O	A C	2	3	7.0	Geom	-	2.70	0.00	Y	Arm 5 Right	8.00
4/1	U		2	3	60.0	Inf	-	-	-	-	-	-
5/1	U		2	3	60.0	Inf	-	-	-	-	-	-
6/1	U		2	3	60.0	Inf	-	-	-	-	-	-

Traffic Flow Groups

Flow Group	Start Time	End Time	Duration	Formula
1: 'AM 2019 Observed'	07:15	08:15	01:00	

Scenario 1: 'AM 2019 observed' (FG1: 'AM 2019 Observed', Plan 1: 'Network Control Plan 1')

Stage Timings

Stage	1	2	3
Duration	69	7	24
Change Point	0	74	86

Network Results

Item	Lane Description	Lane Type	Controller Stream	Position In Filtered Route	Full Phase	Arrow Phase	Num Greens	Total Green (s)	Arrow Green (s)	Demand Flow (pcu)	Sat Flow (pcu/Hr)	Capacity (pcu)	Deg Sat (%)
Network	**-**	**-**	**N/A**	**-**	**-**		**-**	**-**	**-**	**-**	**-**	**-**	**81.6%**
Unnamed Junction	**-**	**-**	**N/A**	**-**	**-**		**-**	**-**	**-**	**-**	**-**	**-**	**81.6%**
1/1	Dorking Road (northeast) Left Ahead	U	N/A	N/A	B		1	69	-	961	2021	1179	81.5%
2/1	Woodcote Road (south) Right Left	U	N/A	N/A	D		1	26	-	326	1775	399	81.6%
3/1+3/2	Dorking Road (southwest) Ahead Right	U+O	N/A	N/A	A	C	1	81	7	849	1885:1587	1299	65.4%
4/1		U	N/A	N/A	-		-	-	-	884	Inf	Inf	0.0%
5/1		U	N/A	N/A	-		-	-	-	211	Inf	Inf	0.0%
6/1		U	N/A	N/A	-		-	-	-	1041	Inf	Inf	0.0%

Item	Arriving (pcu)	Leaving (pcu)	Turners In Gaps (pcu)	Turners When Unopposed (pcu)	Turners In Intergreen (pcu)	Uniform Delay (pcuHr)	Rand + Oversat Delay (pcuHr)	Storage Area Uniform Delay (pcuHr)	Total Delay (pcuHr)	Av. Delay Per PCU (s/pcu)	Max. Back of Uniform Queue (pcu)	Rand + Oversat Queue (pcu)	Mean Max Queue (pcu)
Network	**-**	**-**	**78**	**26**	**3**	**11.6**	**5.2**	**0.9**	**17.7**	**-**	**-**	**-**	**-**
Unnamed Junction	**-**	**-**	**78**	**26**	**3**	**11.6**	**5.2**	**0.9**	**17.7**	**-**	**-**	**-**	**-**
1/1	961	961	-	-	-	5.3	2.2	-	7.5	28.0	25.4	2.2	27.5
2/1	326	326	-	-	-	4.0	2.1	-	6.1	67.3	10.2	2.1	12.3
3/1+3/2	849	849	78	26	3	2.3	0.9	0.9	4.2	17.7	14.3	0.9	15.3
4/1	884	884	-	-	-	0.0	0.0	-	0.0	0.0	0.0	0.0	0.0
5/1	211	211	-	-	-	0.0	0.0	-	0.0	0.0	0.0	0.0	0.0
6/1	1041	1041	-	-	-	0.0	0.0	-	0.0	0.0	0.0	0.0	0.0

C1 PRC for Signalled Lanes (%): 10.3 Total Delay for Signalled Lanes (pcuHr): 17.74 Cycle Time (s): 120
PRC Over All Lanes (%): 10.3 Total Delay Over All Lanes(pcuHr): 17.74

Traffic Flow Groups

Flow Group	Start Time	End Time	Duration	Formula
2: 'AM 2025 Base'	07:15	08:15	01:00	

Scenario 2: 'AM 2025 Base' (FG2: 'AM 2025 Base', Plan 1: 'Network Control Plan 1')

Stage Timings

Stage	1	2	3
Duration	69	7	24
Change Point	0	74	86

Network Results

Item	Lane Description	Lane Type	Controller Stream	Position In Filtered Route	Full Phase	Arrow Phase	Num Greens	Total Green (s)	Arrow Green (s)	Demand Flow (pcu)	Sat Flow (pcu/Hr)	Capacity (pcu)	Deg Sat (%)
Network	**-**	**-**	**N/A**	**-**	**-**		**-**	**-**	**-**	**-**	**-**	**-**	**87.8%**
Unnamed Junction	**-**	**-**	**N/A**	**-**	**-**		**-**	**-**	**-**	**-**	**-**	**-**	**87.8%**
1/1	Dorking Road (northeast) Left Ahead	U	N/A	N/A	B		1	69	-	1035	2021	1179	87.8%
2/1	Woodcote Road (south) Right Left	U	N/A	N/A	D		1	26	-	351	1776	400	87.8%
3/1+3/2	Dorking Road (southwest) Ahead Right	U+O	N/A	N/A	A	C	1	81	7	915	1885:1587	1299	70.4%
4/1		U	N/A	N/A	-		-	-	-	953	Inf	Inf	0.0%
5/1		U	N/A	N/A	-		-	-	-	227	Inf	Inf	0.0%
6/1		U	N/A	N/A	-		-	-	-	1121	Inf	Inf	0.0%

Item	Arriving (pcu)	Leaving (pcu)	Turners In Gaps (pcu)	Turners When Unopposed (pcu)	Turners In Intergreen (pcu)	Uniform Delay (pcuHr)	Rand + Oversat Delay (pcuHr)	Storage Area Uniform Delay (pcuHr)	Total Delay (pcuHr)	Av. Delay Per PCU (s/pcu)	Max. Back of Uniform Queue (pcu)	Rand + Oversat Queue (pcu)	Mean Max Queue (pcu)
Network	**-**	**-**	**44**	**68**	**3**	**13.2**	**7.8**	**1.2**	**22.2**	**-**	**-**	**-**	**-**
Unnamed Junction	**-**	**-**	**44**	**68**	**3**	**13.2**	**7.8**	**1.2**	**22.2**	**-**	**-**	**-**	**-**
1/1	1035	1035	-	-	-	6.1	3.4	-	9.6	33.3	29.3	3.4	32.8
2/1	351	351	-	-	-	4.4	3.2	-	7.6	77.7	11.2	3.2	14.4
3/1+3/2	915	915	44	68	3	2.7	1.2	1.2	5.0	19.8	16.8	1.2	18.0
4/1	953	953	-	-	-	0.0	0.0	-	0.0	0.0	0.0	0.0	0.0
5/1	227	227	-	-	-	0.0	0.0	-	0.0	0.0	0.0	0.0	0.0
6/1	1121	1121	-	-	-	0.0	0.0	-	0.0	0.0	0.0	0.0	0.0

C1 PRC for Signalled Lanes (%): 2.5 Total Delay for Signalled Lanes (pcuHr): 22.17 Cycle Time (s): 120
PRC Over All Lanes (%): 2.5 Total Delay Over All Lanes(pcuHr): 22.17

Traffic Flow Groups

Flow Group	Start Time	End Time	Duration	Formula
3: 'AM 2025 Forecast'	07:15	08:15	01:00	

Scenario 3: 'AM 2025 forecast' (FG3: 'AM 2025 Forecast', Plan 1: 'Network Control Plan 1')

Stage Timings

Stage	1	2	3
Duration	69	7	24
Change Point	0	74	86

Network Results

Item	Lane Description	Lane Type	Controller Stream	Position In Filtered Route	Full Phase	Arrow Phase	Num Greens	Total Green (s)	Arrow Green (s)	Demand Flow (pcu)	Sat Flow (pcu/Hr)	Capacity (pcu)	Deg Sat (%)
Network	**-**	**-**	**N/A**	**-**	**-**		**-**	**-**	**-**	**-**	**-**	**-**	**88.0%**
Unnamed Junction	**-**	**-**	**N/A**	**-**	**-**		**-**	**-**	**-**	**-**	**-**	**-**	**88.0%**
1/1	Dorking Road (northeast) Left Ahead	U	N/A	N/A	B		1	69	-	1042	2030	1184	88.0%
2/1	Woodcote Road (south) Right Left	U	N/A	N/A	D		1	26	-	345	1775	399	86.4%
3/1+3/2	Dorking Road (southwest) Ahead Right	U+O	N/A	N/A	A	C	1	81	7	926	1885:1587	1299	71.3%
4/1		U	N/A	N/A	-		-	-	-	958	Inf	Inf	0.0%
5/1		U	N/A	N/A	-		-	-	-	153	Inf	Inf	0.0%
6/1		U	N/A	N/A	-		-	-	-	1202	Inf	Inf	0.0%

Item	Arriving (pcu)	Leaving (pcu)	Turners In Gaps (pcu)	Turners When Unopposed (pcu)	Turners In Intergreen (pcu)	Uniform Delay (pcuHr)	Rand + Oversat Delay (pcuHr)	Storage Area Uniform Delay (pcuHr)	Total Delay (pcuHr)	Av. Delay Per PCU (s/pcu)	Max. Back of Uniform Queue (pcu)	Rand + Oversat Queue (pcu)	Mean Max Queue (pcu)
Network	**-**	**-**	**43**	**69**	**3**	**13.2**	**7.6**	**1.2**	**22.0**	**-**	**-**	**-**	**-**
Unnamed Junction	**-**	**-**	**43**	**69**	**3**	**13.2**	**7.6**	**1.2**	**22.0**	**-**	**-**	**-**	**-**
1/1	1042	1042	-	-	-	6.2	3.5	-	9.7	33.5	29.5	3.5	33.0
2/1	345	345	-	-	-	4.3	2.9	-	7.2	74.7	11.0	2.9	13.9
3/1+3/2	926	926	43	69	3	2.8	1.2	1.2	5.1	20.0	17.3	1.2	18.5
4/1	958	958	-	-	-	0.0	0.0	-	0.0	0.0	0.0	0.0	0.0
5/1	153	153	-	-	-	0.0	0.0	-	0.0	0.0	0.0	0.0	0.0
6/1	1202	1202	-	-	-	0.0	0.0	-	0.0	0.0	0.0	0.0	0.0

C1 PRC for Signalled Lanes (%): 2.3 Total Delay for Signalled Lanes (pcuHr): 21.99 Cycle Time (s): 120
PRC Over All Lanes (%): 2.3 Total Delay Over All Lanes(pcuHr): 21.99

Traffic Flow Groups

Flow Group	Start Time	End Time	Duration	Formula
4: 'PM 2019 Observed'	17:00	18:00	01:00	

Scenario 4: 'PM 2019 Observed' (FG4: 'PM 2019 Observed', Plan 1: 'Network Control Plan 1')

Stage Timings

Stage	1	2	3
Duration	77	7	20
Change Point	0	82	94

Network Results

Item	Lane Description	Lane Type	Controller Stream	Position In Filtered Route	Full Phase	Arrow Phase	Num Greens	Total Green (s)	Arrow Green (s)	Demand Flow (pcu)	Sat Flow (pcu/Hr)	Capacity (pcu)	Deg Sat (%)
Network	**-**	**-**	**N/A**	**-**	**-**		**-**	**-**	**-**	**-**	**-**	**-**	**72.6%**
Unnamed Junction	**-**	**-**	**N/A**	**-**	**-**		**-**	**-**	**-**	**-**	**-**	**-**	**72.6%**
1/1	Dorking Road (northeast) Left Ahead	U	N/A	N/A	B		1	77	-	917	2008	1263	72.6%
2/1	Woodcote Road (south) Right Left	U	N/A	N/A	D		1	22	-	233	1785	331	70.4%
3/1+3/2	Dorking Road (southwest) Ahead Right	U+O	N/A	N/A	A	C	1	89	7	905	1885:1587	1379	65.6%
4/1		U	N/A	N/A	-		-	-	-	905	Inf	Inf	0.0%
5/1		U	N/A	N/A	-		-	-	-	345	Inf	Inf	0.0%
6/1		U	N/A	N/A	-		-	-	-	805	Inf	Inf	0.0%

Item	Arriving (pcu)	Leaving (pcu)	Turners In Gaps (pcu)	Turners When Unopposed (pcu)	Turners In Intergreen (pcu)	Uniform Delay (pcuHr)	Rand + Oversat Delay (pcuHr)	Storage Area Uniform Delay (pcuHr)	Total Delay (pcuHr)	Av. Delay Per PCU (s/pcu)	Max. Back of Uniform Queue (pcu)	Rand + Oversat Queue (pcu)	Mean Max Queue (pcu)
Network	**-**	**-**	**132**	**12**	**4**	**9.0**	**3.4**	**1.0**	**13.5**	**-**	**-**	**-**	**-**
Unnamed Junction	**-**	**-**	**132**	**12**	**4**	**9.0**	**3.4**	**1.0**	**13.5**	**-**	**-**	**-**	**-**
1/1	917	917	-	-	-	4.0	1.3	-	5.3	20.9	21.4	1.3	22.7
2/1	233	233	-	-	-	3.1	1.2	-	4.2	65.2	7.5	1.2	8.7
3/1+3/2	905	905	132	12	4	2.0	1.0	1.0	3.9	15.6	13.7	1.0	14.7
4/1	905	905	-	-	-	0.0	0.0	-	0.0	0.0	0.0	0.0	0.0
5/1	345	345	-	-	-	0.0	0.0	-	0.0	0.0	0.0	0.0	0.0
6/1	805	805	-	-	-	0.0	0.0	-	0.0	0.0	0.0	0.0	0.0

C1 PRC for Signalled Lanes (%): 24.0 Total Delay for Signalled Lanes (pcuHr): 13.46 Cycle Time (s): 124
PRC Over All Lanes (%): 24.0 Total Delay Over All Lanes(pcuHr): 13.46

Traffic Flow Groups

Flow Group	Start Time	End Time	Duration	Formula
5: 'PM 2025 Base'	17:00	18:00	01:00	

Scenario 5: 'PM 2025 Base' (FG5: 'PM 2025 Base', Plan 1: 'Network Control Plan 1')

Stage Timings

Stage	1	2	3
Duration	77	7	20
Change Point	0	82	94

Network Results

Item	Lane Description	Lane Type	Controller Stream	Position In Filtered Route	Full Phase	Arrow Phase	Num Greens	Total Green (s)	Arrow Green (s)	Demand Flow (pcu)	Sat Flow (pcu/Hr)	Capacity (pcu)	Deg Sat (%)
Network	**-**	**-**	**N/A**	**-**	**-**		**-**	**-**	**-**	**-**	**-**	**-**	**78.2%**
Unnamed Junction	**-**	**-**	**N/A**	**-**	**-**		**-**	**-**	**-**	**-**	**-**	**-**	**78.2%**
1/1	Dorking Road (northeast) Left Ahead	U	N/A	N/A	B		1	77	-	988	2008	1263	78.2%
2/1	Woodcote Road (south) Right Left	U	N/A	N/A	D		1	22	-	252	1785	331	76.1%
3/1+3/2	Dorking Road (southwest) Ahead Right	U+O	N/A	N/A	A	C	1	89	7	976	1885:1587	1379	70.8%
4/1		U	N/A	N/A	-		-	-	-	976	Inf	Inf	0.0%
5/1		U	N/A	N/A	-		-	-	-	372	Inf	Inf	0.0%
6/1		U	N/A	N/A	-		-	-	-	868	Inf	Inf	0.0%

Item	Arriving (pcu)	Leaving (pcu)	Turners In Gaps (pcu)	Turners When Unopposed (pcu)	Turners In Intergreen (pcu)	Uniform Delay (pcuHr)	Rand + Oversat Delay (pcuHr)	Storage Area Uniform Delay (pcuHr)	Total Delay (pcuHr)	Av. Delay Per PCU (s/pcu)	Max. Back of Uniform Queue (pcu)	Rand + Oversat Queue (pcu)	Mean Max Queue (pcu)
Network	**-**	**-**	**96**	**60**	**4**	**10.3**	**4.5**	**1.4**	**16.2**	**-**	**-**	**-**	**-**
Unnamed Junction	**-**	**-**	**96**	**60**	**4**	**10.3**	**4.5**	**1.4**	**16.2**	**-**	**-**	**-**	**-**
1/1	988	988	-	-	-	4.6	1.8	-	6.4	23.3	24.7	1.8	26.5
2/1	252	252	-	-	-	3.4	1.5	-	4.9	69.8	8.2	1.5	9.7
3/1+3/2	976	976	96	60	4	2.3	1.2	1.4	4.9	18.2	16.2	1.2	17.5
4/1	976	976	-	-	-	0.0	0.0	-	0.0	0.0	0.0	0.0	0.0
5/1	372	372	-	-	-	0.0	0.0	-	0.0	0.0	0.0	0.0	0.0
6/1	868	868	-	-	-	0.0	0.0	-	0.0	0.0	0.0	0.0	0.0

C1 PRC for Signalled Lanes (%): 15.1 Total Delay for Signalled Lanes (pcuHr): 16.20 Cycle Time (s): 124
PRC Over All Lanes (%): 15.1 Total Delay Over All Lanes(pcuHr): 16.20

Traffic Flow Groups

Flow Group	Start Time	End Time	Duration	Formula
6: 'PM 2025 Forecast'	17:00	18:00	01:00	

Scenario 6: 'PM 2025 Forecast' (FG6: 'PM 2025 Forecast', Plan 1: 'Network Control Plan 1')

Stage Timings

Stage	1	2	3
Duration	82	7	15
Change Point	0	87	99

Network Results

Item	Lane Description	Lane Type	Controller Stream	Position In Filtered Route	Full Phase	Arrow Phase	Num Greens	Total Green (s)	Arrow Green (s)	Demand Flow (pcu)	Sat Flow (pcu/Hr)	Capacity (pcu)	Deg Sat (%)
Network	**-**	**-**	**N/A**	**-**	**-**		**-**	**-**	**-**	**-**	**-**	**-**	**74.3%**
Unnamed Junction	**-**	**-**	**N/A**	**-**	**-**		**-**	**-**	**-**	**-**	**-**	**-**	**74.3%**
1/1	Dorking Road (northeast) Left Ahead	U	N/A	N/A	B		1	82	-	998	2007	1343	74.3%
2/1	Woodcote Road (south) Right Left	U	N/A	N/A	D		1	17	-	184	1778	258	71.3%
3/1+3/2	Dorking Road (southwest) Ahead Right	U+O	N/A	N/A	A	C	1	94	7	1056	1885:1587	1452	72.7%
4/1		U	N/A	N/A	-		-	-	-	988	Inf	Inf	0.0%
5/1		U	N/A	N/A	-		-	-	-	381	Inf	Inf	0.0%
6/1		U	N/A	N/A	-		-	-	-	869	Inf	Inf	0.0%

Item	Arriving (pcu)	Leaving (pcu)	Turners In Gaps (pcu)	Turners When Unopposed (pcu)	Turners In Intergreen (pcu)	Uniform Delay (pcuHr)	Rand + Oversat Delay (pcuHr)	Storage Area Uniform Delay (pcuHr)	Total Delay (pcuHr)	Av. Delay Per PCU (s/pcu)	Max. Back of Uniform Queue (pcu)	Rand + Oversat Queue (pcu)	Mean Max Queue (pcu)
Network	**-**	**-**	**119**	**37**	**4**	**8.3**	**4.0**	**1.3**	**13.5**	**-**	**-**	**-**	**-**
Unnamed Junction	**-**	**-**	**119**	**37**	**4**	**8.3**	**4.0**	**1.3**	**13.5**	**-**	**-**	**-**	**-**
1/1	998	998	-	-	-	3.7	1.4	-	5.2	18.7	22.5	1.4	23.9
2/1	184	184	-	-	-	2.6	1.2	-	3.8	74.1	6.0	1.2	7.2
3/1+3/2	1056	1056	119	37	4	1.9	1.3	1.3	4.5	15.4	16.3	1.3	17.7
4/1	988	988	-	-	-	0.0	0.0	-	0.0	0.0	0.0	0.0	0.0
5/1	381	381	-	-	-	0.0	0.0	-	0.0	0.0	0.0	0.0	0.0
6/1	869	869	-	-	-	0.0	0.0	-	0.0	0.0	0.0	0.0	0.0

C1 PRC for Signalled Lanes (%): 21.1 Total Delay for Signalled Lanes (pcuHr): 13.48 Cycle Time (s): 124
PRC Over All Lanes (%): 21.1 Total Delay Over All Lanes(pcuHr): 13.48

Epsom

Project and User Details

Project:	
Title:	
Location:	
Additional detail:	
File name:	Linsig - A24 - Ashley Avenue (v1 Dec2019).lsg3x
Author:	
Company:	
Address:	
Linsig Version:	3, 2, 40, 0

Network Summary

Scenario 1: 'AM 2019 Obs' (FG1: 'AM 2019 Observed ', Plan 1: 'Network Control Plan 1')

Total Network Delay: 14.49 pcuHr	
Worst PRC: 54.32 % (On Lane 3/1)	

Scenario 2: 'AM 2025 Base' (FG2: 'AM 2025 Base', Plan 1: 'Network Control Plan 1')

Total Network Delay: 16.19 pcuHr	
Worst PRC: 43.12 % (On Lane 3/1)	

Scenario 3: 'AM 2025 Fore' (FG3: 'AM 2025 forecast', Plan 1: 'Network Control Plan 1')

Total Network Delay: 16.31 pcuHr	
Worst PRC: 42.11 % (On Lane 1/1)	

Scenario 4: 'PM 2019 Obs' (FG4: 'PM 2019 Observed', Plan 1: 'Network Control Plan 1')

Total Network Delay: 16.68 pcuHr	
Worst PRC: 52.41 % (On Lane 2/1)	

Scenario 5: 'PM 2025 Base' (FG5: 'PM 2025 Base', Plan 1: 'Network Control Plan 1')

Total Network Delay: 18.73 pcuHr	
Worst PRC: 41.35 % (On Lane 2/1)	

Scenario 6: 'PM 2025 Fore' (FG6: 'PM 2025 forecast', Plan 1: 'Network Control Plan 1')

Total Network Delay: 18.91 pcuHr	
Worst PRC: 39.62 % (On Lane 2/1)	

Phase Input Data

Phase Name	Phase Type	Assoc. Phase	Street Min	Cont Min
A	Traffic		7	7
B	Traffic		7	7
C	Traffic		7	7
D	Traffic		7	7
E	Traffic		7	7
F	Pedestrian		7	7
G	Pedestrian		7	7
H	Pedestrian		7	7
I	Pedestrian		7	7

Phase Intergreens Matrix

		Starting Phase								
		A	B	C	D	E	F	G	H	I
Terminating Phase	A		-	-	5	-	5	-	-	-
	B	-		5	6	8	8	5	-	-
	C	-	5		5	-	8	5	-	-
	D	5	6	5		-	-	-	5	-
	E	-	5	-	-		-	-	-	5
	F	5	5	5	-	-		-	-	-
	G	-	5	5	-	-	-		-	-
	H	-	-	-	5	-	-	-		-
	I	-	-	-	-	9	-	-	-	

Phases in Stage

Stage No.	Phases in Stage
1	A C E H
2	A B H I
3	D E F G

Give-Way Lane Input Data

Junction: Unnamed Junction
There are no Opposed Lanes in this Junction

Lane Input Data

Junction: Unnamed Junction

Lane	Lane Type	Phases	Start Disp.	End Disp.	Physical Length (PCU)	Sat Flow Type	Def User Saturation Flow (PCU/Hr)	Lane Width (m)	Gradient	Nearside Lane	Turns	Turning Radius (m)
1/1 (Ashley Avenue)	U	E	2	3	60.0	Geom	-	3.65	0.00	Y	Arm 5 Left	15.00
1/2 (Ashley Avenue)	U	D	2	3	60.0	Geom	-	3.00	0.00	Y	Arm 6 Right	19.00
1/3 (Ashley Avenue)	U	D	2	3	60.0	Geom	-	3.00	0.00	Y	Arm 6 Right	16.00
2/1 (A24 south)	U	A	2	3	60.0	Geom	-	2.70	0.00	Y	Arm 6 Ahead	Inf
2/2 (A24 south)	U	A	2	3	8.9	Geom	-	2.75	0.00	N	Arm 6 Ahead	Inf
2/3 (A24 south)	U	C	2	3	60.0	Geom	-	3.00	0.00	Y	Arm 4 Right	13.50
3/1 (A24 north)	U	B	2	3	60.0	Geom	-	3.00	0.00	Y	Arm 4 Left Arm 5 Ahead	13.00 Inf
4/1	U		2	3	60.0	Inf	-	-	-	-	-	-
4/2	U		2	3	60.0	Inf	-	-	-	-	-	-
5/1	U		2	3	60.0	Inf	-	-	-	-	-	-
6/1	U		2	3	60.0	Inf	-	-	-	-	-	-
6/2	U		2	3	60.0	Inf	-	-	-	-	-	-

Traffic Flow Groups

Flow Group	Start Time	End Time	Duration	Formula
1: 'AM 2019 Observed '	07:15	08:15	01:00	

Scenario 1: 'AM 2019 Obs' (FG1: 'AM 2019 Observed ', Plan 1: 'Network Control Plan 1')

Stage Timings

Stage	1	2	3
Duration	45	24	32
Change Point	0	50	79

Network Results

Item	Lane Description	Lane Type	Controller Stream	Position In Filtered Route	Full Phase	Arrow Phase	Num Greens	Total Green (s)	Arrow Green (s)	Demand Flow (pcu)	Sat Flow (pcu/Hr)	Capacity (pcu)	Deg Sat (%)
Network	**-**	**-**	**N/A**	**-**	**-**		**-**	**-**	**-**	**-**	**-**	**-**	**58.3%**
Unnamed Junction	**-**	**-**	**N/A**	**-**	**-**		**-**	**-**	**-**	**-**	**-**	**-**	**58.3%**
1/1	Ashley Avenue Left	U	N/A	N/A	E		1	82	-	718	1800	1245	57.7%
1/2	Ashley Avenue Right	U	N/A	N/A	D		1	35	-	233	1775	533	43.8%
1/3	Ashley Avenue Right	U	N/A	N/A	D		1	35	-	228	1751	525	43.4%
2/1+2/2	A24 south Ahead	U	N/A	N/A	A		1	74	-	849	1885:2030	1497	56.7%
2/3	A24 south Right	U	N/A	N/A	C		1	45	-	27	1724	661	4.1%
3/1	A24 north Left Ahead	U	N/A	N/A	B		1	24	-	230	1893	394	58.3%
4/1		U	N/A	N/A	-		-	-	-	26	Inf	Inf	0.0%
4/2		U	N/A	N/A	-		-	-	-	24	Inf	Inf	0.0%
5/1		U	N/A	N/A	-		-	-	-	925	Inf	Inf	0.0%
6/1		U	N/A	N/A	-		-	-	-	642	Inf	Inf	0.0%
6/2		U	N/A	N/A	-		-	-	-	668	Inf	Inf	0.0%

Epsom

Item	Arriving (pcu)	Leaving (pcu)	Turners In Gaps (pcu)	Turners When Unopposed (pcu)	Turners In Intergreen (pcu)	Uniform Delay (pcuHr)	Rand + Oversat Delay (pcuHr)	Storage Area Uniform Delay (pcuHr)	Total Delay (pcuHr)	Av. Delay Per PCU (s/pcu)	Max. Back of Uniform Queue (pcu)	Rand + Oversat Queue (pcu)	Mean Max Queue (pcu)
Network	**-**	**-**	**0**	**0**	**0**	**11.7**	**2.8**	**0.0**	**14.5**	**-**	**-**	**-**	**-**
Unnamed Junction	**-**	**-**	**0**	**0**	**0**	**11.7**	**2.8**	**0.0**	**14.5**	**-**	**-**	**-**	**-**
1/1	718	718	-	-	-	1.9	0.7	-	2.6	12.9	12.2	0.7	12.8
1/2	233	233	-	-	-	2.2	0.4	-	2.6	39.8	6.2	0.4	6.6
1/3	228	228	-	-	-	2.1	0.4	-	2.5	39.8	6.1	0.4	6.5
2/1+2/2	849	849	-	-	-	2.5	0.7	-	3.2	13.6	7.0	0.7	7.6
2/3	27	27	-	-	-	0.2	0.0	-	0.2	26.1	0.6	0.0	0.6
3/1	230	230	-	-	-	2.7	0.7	-	3.4	53.7	6.9	0.7	7.6
4/1	26	26	-	-	-	0.0	0.0	-	0.0	0.0	0.0	0.0	0.0
4/2	24	24	-	-	-	0.0	0.0	-	0.0	0.0	0.0	0.0	0.0
5/1	925	925	-	-	-	0.0	0.0	-	0.0	0.0	0.0	0.0	0.0
6/1	642	642	-	-	-	0.0	0.0	-	0.0	0.0	0.0	0.0	0.0
6/2	668	668	-	-	-	0.0	0.0	-	0.0	0.0	0.0	0.0	0.0

C1 PRC for Signalled Lanes (%): 54.3 Total Delay for Signalled Lanes (pcuHr): 14.49 Cycle Time (s): 120
PRC Over All Lanes (%): 54.3 Total Delay Over All Lanes(pcuHr): 14.49

Traffic Flow Groups

Flow Group	Start Time	End Time	Duration	Formula
2: 'AM 2025 Base'	07:15	08:15	01:00	

Scenario 2: 'AM 2025 Base' (FG2: 'AM 2025 Base', Plan 1: 'Network Control Plan 1')

Stage Timings

Stage	1	2	3
Duration	45	24	32
Change Point	0	50	79

Network Results

Item	Lane Description	Lane Type	Controller Stream	Position In Filtered Route	Full Phase	Arrow Phase	Num Greens	Total Green (s)	Arrow Green (s)	Demand Flow (pcu)	Sat Flow (pcu/Hr)	Capacity (pcu)	Deg Sat (%)
Network	**-**	**-**	**N/A**	**-**	**-**		**-**	**-**	**-**	**-**	**-**	**-**	**62.9%**
Unnamed Junction	**-**	**-**	**N/A**	**-**	**-**		**-**	**-**	**-**	**-**	**-**	**-**	**62.9%**
1/1	Ashley Avenue Left	U	N/A	N/A	E		1	82	-	774	1800	1245	62.2%
1/2	Ashley Avenue Right	U	N/A	N/A	D		1	35	-	251	1775	533	47.1%
1/3	Ashley Avenue Right	U	N/A	N/A	D		1	35	-	246	1751	525	46.8%
2/1+2/2	A24 south Ahead	U	N/A	N/A	A		1	74	-	915	1885:2030	1497	61.1%
2/3	A24 south Right	U	N/A	N/A	C		1	45	-	29	1724	661	4.4%
3/1	A24 north Left Ahead	U	N/A	N/A	B		1	24	-	248	1893	394	62.9%
4/1		U	N/A	N/A	-		-	-	-	28	Inf	Inf	0.0%
4/2		U	N/A	N/A	-		-	-	-	26	Inf	Inf	0.0%
5/1		U	N/A	N/A	-		-	-	-	997	Inf	Inf	0.0%
6/1		U	N/A	N/A	-		-	-	-	692	Inf	Inf	0.0%
6/2		U	N/A	N/A	-		-	-	-	720	Inf	Inf	0.0%

Epsom

Item	Arriving (pcu)	Leaving (pcu)	Turners In Gaps (pcu)	Turners When Unopposed (pcu)	Turners In Intergreen (pcu)	Uniform Delay (pcuHr)	Rand + Oversat Delay (pcuHr)	Storage Area Uniform Delay (pcuHr)	Total Delay (pcuHr)	Av. Delay Per PCU (s/pcu)	Max. Back of Uniform Queue (pcu)	Rand + Oversat Queue (pcu)	Mean Max Queue (pcu)
Network	**-**	**-**	**0**	**0**	**0**	**12.8**	**3.3**	**0.0**	**16.2**	**-**	**-**	**-**	**-**
Unnamed Junction	**-**	**-**	**0**	**0**	**0**	**12.8**	**3.3**	**0.0**	**16.2**	**-**	**-**	**-**	**-**
1/1	774	774	-	-	-	2.2	0.8	-	3.0	13.8	13.8	0.8	14.6
1/2	251	251	-	-	-	2.4	0.4	-	2.8	40.6	6.8	0.4	7.2
1/3	246	246	-	-	-	2.3	0.4	-	2.8	40.6	6.6	0.4	7.1
2/1+2/2	915	915	-	-	-	2.8	0.8	-	3.6	14.1	7.6	0.8	8.4
2/3	29	29	-	-	-	0.2	0.0	-	0.2	26.1	0.6	0.0	0.6
3/1	248	248	-	-	-	3.0	0.8	-	3.8	55.4	7.5	0.8	8.3
4/1	28	28	-	-	-	0.0	0.0	-	0.0	0.0	0.0	0.0	0.0
4/2	26	26	-	-	-	0.0	0.0	-	0.0	0.0	0.0	0.0	0.0
5/1	997	997	-	-	-	0.0	0.0	-	0.0	0.0	0.0	0.0	0.0
6/1	692	692	-	-	-	0.0	0.0	-	0.0	0.0	0.0	0.0	0.0
6/2	720	720	-	-	-	0.0	0.0	-	0.0	0.0	0.0	0.0	0.0

C1 PRC for Signalled Lanes (%): 43.1 Total Delay for Signalled Lanes (pcuHr): 16.19 Cycle Time (s): 120
PRC Over All Lanes (%): 43.1 Total Delay Over All Lanes(pcuHr): 16.19

Traffic Flow Groups

Flow Group	Start Time	End Time	Duration	Formula
3: 'AM 2025 forecast'	07:15	08:15	01:00	

Scenario 3: 'AM 2025 Fore' (FG3: 'AM 2025 forecast', Plan 1: 'Network Control Plan 1')

Stage Timings

Stage	1	2	3
Duration	44	25	32
Change Point	0	49	79

Network Results

Item	Lane Description	Lane Type	Controller Stream	Position In Filtered Route	Full Phase	Arrow Phase	Num Greens	Total Green (s)	Arrow Green (s)	Demand Flow (pcu)	Sat Flow (pcu/Hr)	Capacity (pcu)	Deg Sat (%)
Network	**-**	**-**	**N/A**	**-**	**-**		**-**	**-**	**-**	**-**	**-**	**-**	**63.3%**
Unnamed Junction	**-**	**-**	**N/A**	**-**	**-**		**-**	**-**	**-**	**-**	**-**	**-**	**63.3%**
1/1	Ashley Avenue Left	U	N/A	N/A	E		1	81	-	779	1800	1230	63.3%
1/2	Ashley Avenue Right	U	N/A	N/A	D		1	35	-	251	1775	533	47.1%
1/3	Ashley Avenue Right	U	N/A	N/A	D		1	35	-	246	1751	525	46.8%
2/1+2/2	A24 south Ahead	U	N/A	N/A	A		1	74	-	920	1885:2030	1497	61.5%
2/3	A24 south Right	U	N/A	N/A	C		1	44	-	29	1724	646	4.5%
3/1	A24 north Left Ahead	U	N/A	N/A	B		1	25	-	250	1893	410	61.0%
4/1		U	N/A	N/A	-		-	-	-	28	Inf	Inf	0.0%
4/2		U	N/A	N/A	-		-	-	-	26	Inf	Inf	0.0%
5/1		U	N/A	N/A	-		-	-	-	1004	Inf	Inf	0.0%
6/1		U	N/A	N/A	-		-	-	-	694	Inf	Inf	0.0%
6/2		U	N/A	N/A	-		-	-	-	723	Inf	Inf	0.0%

Epsom

Item	Arriving (pcu)	Leaving (pcu)	Turners In Gaps (pcu)	Turners When Unopposed (pcu)	Turners In Intergreen (pcu)	Uniform Delay (pcuHr)	Rand + Oversat Delay (pcuHr)	Storage Area Uniform Delay (pcuHr)	Total Delay (pcuHr)	Av. Delay Per PCU (s/pcu)	Max. Back of Uniform Queue (pcu)	Rand + Oversat Queue (pcu)	Mean Max Queue (pcu)
Network	**-**	**-**	**0**	**0**	**0**	**13.0**	**3.3**	**0.0**	**16.3**	**-**	**-**	**-**	**-**
Unnamed Junction	**-**	**-**	**0**	**0**	**0**	**13.0**	**3.3**	**0.0**	**16.3**	**-**	**-**	**-**	**-**
1/1	779	779	-	-	-	2.3	0.9	-	3.2	14.6	14.3	0.9	15.1
1/2	251	251	-	-	-	2.4	0.4	-	2.8	40.6	6.8	0.4	7.2
1/3	246	246	-	-	-	2.3	0.4	-	2.8	40.6	6.6	0.4	7.1
2/1+2/2	920	920	-	-	-	2.8	0.8	-	3.6	14.1	7.7	0.8	8.5
2/3	29	29	-	-	-	0.2	0.0	-	0.2	26.8	0.6	0.0	0.6
3/1	250	250	-	-	-	2.9	0.8	-	3.7	53.6	7.5	0.8	8.3
4/1	28	28	-	-	-	0.0	0.0	-	0.0	0.0	0.0	0.0	0.0
4/2	26	26	-	-	-	0.0	0.0	-	0.0	0.0	0.0	0.0	0.0
5/1	1004	1004	-	-	-	0.0	0.0	-	0.0	0.0	0.0	0.0	0.0
6/1	694	694	-	-	-	0.0	0.0	-	0.0	0.0	0.0	0.0	0.0
6/2	723	723	-	-	-	0.0	0.0	-	0.0	0.0	0.0	0.0	0.0

C1 PRC for Signalled Lanes (%): 42.1 Total Delay for Signalled Lanes (pcuHr): 16.31 Cycle Time (s): 120
PRC Over All Lanes (%): 42.1 Total Delay Over All Lanes(pcuHr): 16.31

Traffic Flow Groups

Flow Group	Start Time	End Time	Duration	Formula
4: 'PM 2019 Observed'	17:00	18:00	01:00	

Scenario 4: 'PM 2019 Obs' (FG4: 'PM 2019 Observed', Plan 1: 'Network Control Plan 1')

Stage Timings

Stage	1	2	3
Duration	47	22	32
Change Point	0	52	79

Network Results

Item	Lane Description	Lane Type	Controller Stream	Position In Filtered Route	Full Phase	Arrow Phase	Num Greens	Total Green (s)	Arrow Green (s)	Demand Flow (pcu)	Sat Flow (pcu/Hr)	Capacity (pcu)	Deg Sat (%)
Network	**-**	**-**	**N/A**	**-**	**-**		**-**	**-**	**-**	**-**	**-**	**-**	**59.1%**
Unnamed Junction	**-**	**-**	**N/A**	**-**	**-**		**-**	**-**	**-**	**-**	**-**	**-**	**59.1%**
1/1	Ashley Avenue Left	U	N/A	N/A	E		1	84	-	705	1800	1275	55.3%
1/2	Ashley Avenue Right	U	N/A	N/A	D		1	35	-	312	1775	533	58.6%
1/3	Ashley Avenue Right	U	N/A	N/A	D		1	35	-	305	1751	525	58.1%
2/1+2/2	A24 south Ahead	U	N/A	N/A	A		1	74	-	884	1885:2030	1497	59.1%
2/3	A24 south Right	U	N/A	N/A	C		1	47	-	29	1724	690	4.2%
3/1	A24 north Left Ahead	U	N/A	N/A	B		1	22	-	214	1907	366	58.5%
4/1		U	N/A	N/A	-		-	-	-	19	Inf	Inf	0.0%
4/2		U	N/A	N/A	-		-	-	-	18	Inf	Inf	0.0%
5/1		U	N/A	N/A	-		-	-	-	911	Inf	Inf	0.0%
6/1		U	N/A	N/A	-		-	-	-	738	Inf	Inf	0.0%
6/2		U	N/A	N/A	-		-	-	-	763	Inf	Inf	0.0%

Epsom

Item	Arriving (pcu)	Leaving (pcu)	Turners In Gaps (pcu)	Turners When Unopposed (pcu)	Turners In Intergreen (pcu)	Uniform Delay (pcuHr)	Rand + Oversat Delay (pcuHr)	Storage Area Uniform Delay (pcuHr)	Total Delay (pcuHr)	Av. Delay Per PCU (s/pcu)	Max. Back of Uniform Queue (pcu)	Rand + Oversat Queue (pcu)	Mean Max Queue (pcu)
Network	**-**	**-**	**0**	**0**	**0**	**13.2**	**3.4**	**0.0**	**16.7**	**-**	**-**	**-**	**-**
Unnamed Junction	**-**	**-**	**0**	**0**	**0**	**13.2**	**3.4**	**0.0**	**16.7**	**-**	**-**	**-**	**-**
1/1	705	705	-	-	-	1.6	0.6	-	2.3	11.5	11.2	0.6	11.8
1/2	312	312	-	-	-	3.1	0.7	-	3.8	43.8	8.8	0.7	9.5
1/3	305	305	-	-	-	3.0	0.7	-	3.7	43.7	8.6	0.7	9.2
2/1+2/2	884	884	-	-	-	2.7	0.7	-	3.4	13.8	7.4	0.7	8.1
2/3	29	29	-	-	-	0.2	0.0	-	0.2	24.7	0.6	0.0	0.6
3/1	214	214	-	-	-	2.6	0.7	-	3.3	55.9	6.5	0.7	7.2
4/1	19	19	-	-	-	0.0	0.0	-	0.0	0.0	0.0	0.0	0.0
4/2	18	18	-	-	-	0.0	0.0	-	0.0	0.0	0.0	0.0	0.0
5/1	911	911	-	-	-	0.0	0.0	-	0.0	0.0	0.0	0.0	0.0
6/1	738	738	-	-	-	0.0	0.0	-	0.0	0.0	0.0	0.0	0.0
6/2	763	763	-	-	-	0.0	0.0	-	0.0	0.0	0.0	0.0	0.0

C1 PRC for Signalled Lanes (%): 52.4 Total Delay for Signalled Lanes (pcuHr): 16.68 Cycle Time (s): 120
PRC Over All Lanes (%): 52.4 Total Delay Over All Lanes(pcuHr): 16.68

Traffic Flow Groups

Flow Group	Start Time	End Time	Duration	Formula
5: 'PM 2025 Base'	17:00	18:00	01:00	

Scenario 5: 'PM 2025 Base' (FG5: 'PM 2025 Base', Plan 1: 'Network Control Plan 1')

Stage Timings

Stage	1	2	3
Duration	47	22	32
Change Point	0	52	79

Network Results

Item	Lane Description	Lane Type	Controller Stream	Position In Filtered Route	Full Phase	Arrow Phase	Num Greens	Total Green (s)	Arrow Green (s)	Demand Flow (pcu)	Sat Flow (pcu/Hr)	Capacity (pcu)	Deg Sat (%)
Network	**-**	**-**	**N/A**	**-**	**-**		**-**	**-**	**-**	**-**	**-**	**-**	**63.7%**
Unnamed Junction	**-**	**-**	**N/A**	**-**	**-**		**-**	**-**	**-**	**-**	**-**	**-**	**63.7%**
1/1	Ashley Avenue Left	U	N/A	N/A	E		1	84	-	760	1800	1275	59.6%
1/2	Ashley Avenue Right	U	N/A	N/A	D		1	35	-	335	1775	533	62.9%
1/3	Ashley Avenue Right	U	N/A	N/A	D		1	35	-	330	1751	525	62.8%
2/1+2/2	A24 south Ahead	U	N/A	N/A	A		1	74	-	953	1885:2030	1497	63.7%
2/3	A24 south Right	U	N/A	N/A	C		1	47	-	31	1724	690	4.5%
3/1	A24 north Left Ahead	U	N/A	N/A	B		1	22	-	231	1906	365	63.2%
4/1		U	N/A	N/A	-		-	-	-	21	Inf	Inf	0.0%
4/2		U	N/A	N/A	-		-	-	-	19	Inf	Inf	0.0%
5/1		U	N/A	N/A	-		-	-	-	982	Inf	Inf	0.0%
6/1		U	N/A	N/A	-		-	-	-	794	Inf	Inf	0.0%
6/2		U	N/A	N/A	-		-	-	-	824	Inf	Inf	0.0%

Epsom

Item	Arriving (pcu)	Leaving (pcu)	Turners In Gaps (pcu)	Turners When Unopposed (pcu)	Turners In Intergreen (pcu)	Uniform Delay (pcuHr)	Rand + Oversat Delay (pcuHr)	Storage Area Uniform Delay (pcuHr)	Total Delay (pcuHr)	Av. Delay Per PCU (s/pcu)	Max. Back of Uniform Queue (pcu)	Rand + Oversat Queue (pcu)	Mean Max Queue (pcu)
Network	**-**	**-**	**0**	**0**	**0**	**14.6**	**4.2**	**0.0**	**18.7**	**-**	**-**	**-**	**-**
Unnamed Junction	**-**	**-**	**0**	**0**	**0**	**14.6**	**4.2**	**0.0**	**18.7**	**-**	**-**	**-**	**-**
1/1	760	760	-	-	-	1.9	0.7	-	2.6	12.3	12.7	0.7	13.4
1/2	335	335	-	-	-	3.4	0.8	-	4.2	45.3	9.6	0.8	10.4
1/3	330	330	-	-	-	3.3	0.8	-	4.2	45.4	9.4	0.8	10.3
2/1+2/2	953	953	-	-	-	3.0	0.9	-	3.8	14.5	8.1	0.9	9.0
2/3	31	31	-	-	-	0.2	0.0	-	0.2	24.8	0.6	0.0	0.7
3/1	231	231	-	-	-	2.9	0.8	-	3.7	57.9	7.1	0.8	7.9
4/1	21	21	-	-	-	0.0	0.0	-	0.0	0.0	0.0	0.0	0.0
4/2	19	19	-	-	-	0.0	0.0	-	0.0	0.0	0.0	0.0	0.0
5/1	982	982	-	-	-	0.0	0.0	-	0.0	0.0	0.0	0.0	0.0
6/1	794	794	-	-	-	0.0	0.0	-	0.0	0.0	0.0	0.0	0.0
6/2	824	824	-	-	-	0.0	0.0	-	0.0	0.0	0.0	0.0	0.0

C1 PRC for Signalled Lanes (%): 41.4 Total Delay for Signalled Lanes (pcuHr): 18.73 Cycle Time (s): 120
PRC Over All Lanes (%): 41.4 Total Delay Over All Lanes(pcuHr): 18.73

Traffic Flow Groups

Flow Group	Start Time	End Time	Duration	Formula
6: 'PM 2025 forecast'	17:00	18:00	01:00	

Scenario 6: 'PM 2025 Fore' (FG6: 'PM 2025 forecast', Plan 1: 'Network Control Plan 1')

Stage Timings

Stage	1	2	3
Duration	47	22	32
Change Point	0	52	79

Network Results

Item	Lane Description	Lane Type	Controller Stream	Position In Filtered Route	Full Phase	Arrow Phase	Num Greens	Total Green (s)	Arrow Green (s)	Demand Flow (pcu)	Sat Flow (pcu/Hr)	Capacity (pcu)	Deg Sat (%)
Network	**-**	**-**	**N/A**	**-**	**-**		**-**	**-**	**-**	**-**	**-**	**-**	**64.5%**
Unnamed Junction	**-**	**-**	**N/A**	**-**	**-**		**-**	**-**	**-**	**-**	**-**	**-**	**64.5%**
1/1	Ashley Avenue Left	U	N/A	N/A	E		1	84	-	767	1800	1275	60.2%
1/2	Ashley Avenue Right	U	N/A	N/A	D		1	35	-	336	1775	533	63.1%
1/3	Ashley Avenue Right	U	N/A	N/A	D		1	35	-	329	1751	525	62.6%
2/1+2/2	A24 south Ahead	U	N/A	N/A	A		1	74	-	965	1885:2030	1497	64.5%
2/3	A24 south Right	U	N/A	N/A	C		1	47	-	32	1724	690	4.6%
3/1	A24 north Left Ahead	U	N/A	N/A	B		1	22	-	233	1907	366	63.7%
4/1		U	N/A	N/A	-		-	-	-	21	Inf	Inf	0.0%
4/2		U	N/A	N/A	-		-	-	-	20	Inf	Inf	0.0%
5/1		U	N/A	N/A	-		-	-	-	991	Inf	Inf	0.0%
6/1		U	N/A	N/A	-		-	-	-	801	Inf	Inf	0.0%
6/2		U	N/A	N/A	-		-	-	-	829	Inf	Inf	0.0%

Epsom

Item	Arriving (pcu)	Leaving (pcu)	Turners In Gaps (pcu)	Turners When Unopposed (pcu)	Turners In Intergreen (pcu)	Uniform Delay (pcuHr)	Rand + Oversat Delay (pcuHr)	Storage Area Uniform Delay (pcuHr)	Total Delay (pcuHr)	Av. Delay Per PCU (s/pcu)	Max. Back of Uniform Queue (pcu)	Rand + Oversat Queue (pcu)	Mean Max Queue (pcu)
Network	**-**	**-**	**0**	**0**	**0**	**14.7**	**4.2**	**0.0**	**18.9**	**-**	**-**	**-**	**-**
Unnamed Junction	**-**	**-**	**0**	**0**	**0**	**14.7**	**4.2**	**0.0**	**18.9**	**-**	**-**	**-**	**-**
1/1	767	767	-	-	-	1.9	0.8	-	2.6	12.4	12.8	0.8	13.5
1/2	336	336	-	-	-	3.4	0.8	-	4.2	45.4	9.6	0.8	10.5
1/3	329	329	-	-	-	3.3	0.8	-	4.1	45.3	9.4	0.8	10.2
2/1+2/2	965	965	-	-	-	3.0	0.9	-	3.9	14.6	8.2	0.9	9.1
2/3	32	32	-	-	-	0.2	0.0	-	0.2	24.8	0.6	0.0	0.7
3/1	233	233	-	-	-	2.9	0.9	-	3.8	58.1	7.1	0.9	8.0
4/1	21	21	-	-	-	0.0	0.0	-	0.0	0.0	0.0	0.0	0.0
4/2	20	20	-	-	-	0.0	0.0	-	0.0	0.0	0.0	0.0	0.0
5/1	991	991	-	-	-	0.0	0.0	-	0.0	0.0	0.0	0.0	0.0
6/1	801	801	-	-	-	0.0	0.0	-	0.0	0.0	0.0	0.0	0.0
6/2	829	829	-	-	-	0.0	0.0	-	0.0	0.0	0.0	0.0	0.0

C1 PRC for Signalled Lanes (%): 39.6 Total Delay for Signalled Lanes (pcuHr): 18.91 Cycle Time (s): 120
PRC Over All Lanes (%): 39.6 Total Delay Over All Lanes(pcuHr): 18.91

APPENDIX M: On-Street Parking Survey Data

On-Street Parking Beat Surveys
Epsom, Surrey
Dates: Tuesday, 12th November 2019 10:00hrs & 19:00hrs

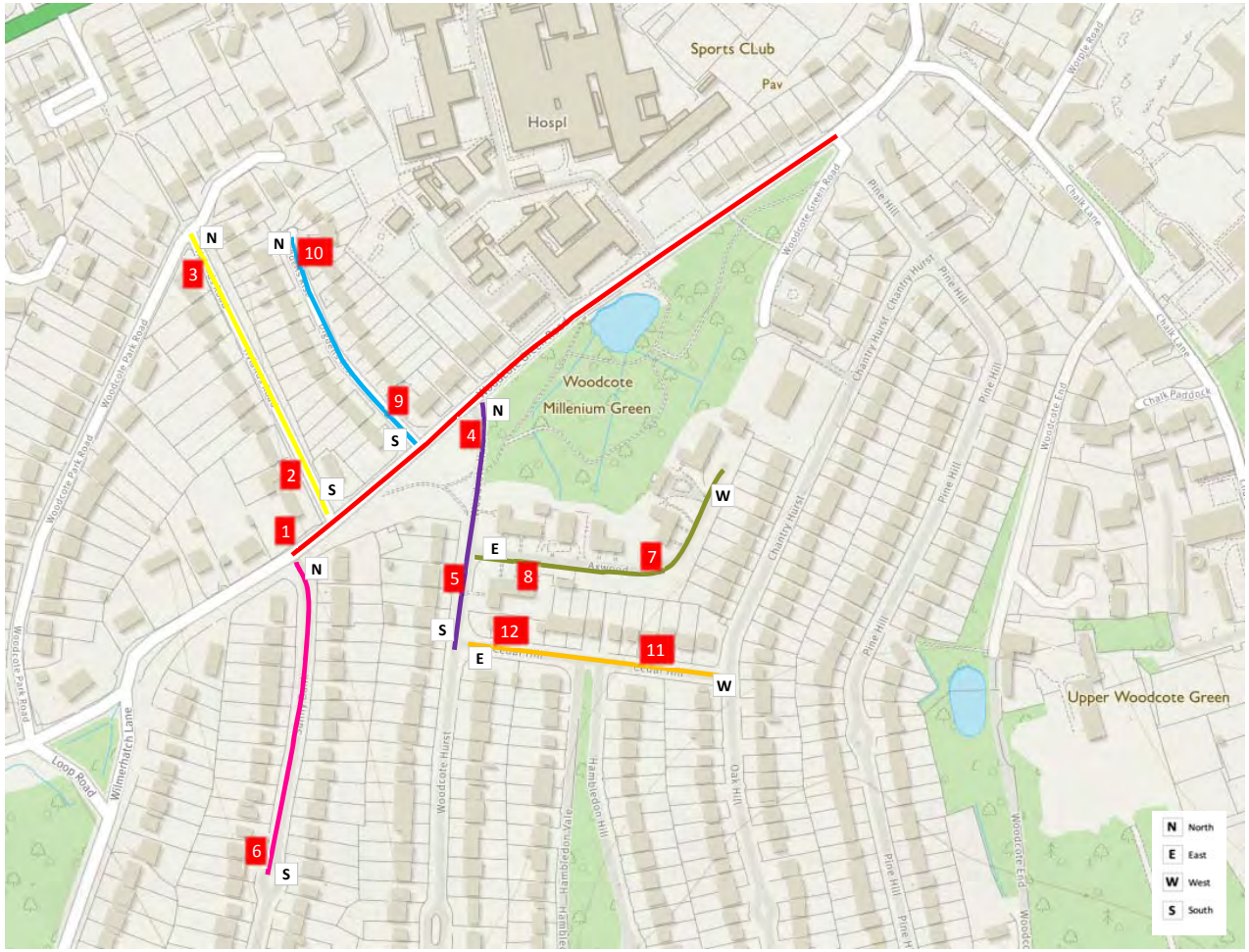

Two Parking Counts undertaken on the following Dates & Times:

Tuesday, 12th November 2019
10:00 hrs

Tuesday, 12th November 2019
19:00 hrs

Tuesday, 12th November 2019 10:00hrs

Street Name	Number of Spaces	Number of Cars Parked	Parking Stress (%)
Woodcote Green Rd (b/n Sunnybank & Pine Hill)	137	0	0.00%
Sunnybank (up to 200m from Woodcote Green Jnx)	57	10	17.54%
Hylands Rd	82	24	29.27%
Digdens Rise	52	17	32.69%
Woodcote Hurst (b/n Woodcote Green Rd & Cedar Hill)	64	3	4.69%
Axwood	76	20	26.32%
Cedar Hill	40	1	2.50%
Total	**508**	**75**	**14.76%**

Tuesday, 12th November 2019 19:00hrs

Street Name	Number of Spaces	Number of Cars Parked	Parking Stress (%)
Woodcote Green Rd (b/n Sunnybank & Pine Hill)	137	0	0.00%
Sunnybank (up to 200m from Woodcote Green Jnx)	57	9	15.79%
Hylands Rd	82	8	9.76%
Digdens Rise	52	10	19.23%
Woodcote Hurst (b/n Woodcote Green Rd & Cedar Hill)	64	6	9.38%
Axwood	76	16	21.05%
Cedar Hill	40	5	12.50%
Total	**508**	**54**	**10.63%**

Epsom, Surrey
Counts of Vehicles - indicated in the Tables below
Tuesday, 12th November 2019 10:00 hrs

East to West

Woodcote Green Rd (b/n Sunnybank & Pine Hill)	LEFTSIDE				RIGHTSIDE			
Time	Available	Occupied parking spaces	Totals	% Occup	Available	Occupied parking spaces	Totals	% Occup
10:00 AM	65	0	65	0.00%	72	0	72	0.00%

	Left	Right
Total Parking	65	72
No Restriction	0	0
Single yellow line	65	72
Double yellow line / ZigZag	8	8
Crossovers	13	0

North to South

Sunnybank (up to 200m from Woodcote Green Jnx)	LEFTSIDE				RIGHTSIDE			
Time	Available	Occupied parking spaces	Totals	% Occup	Available	Occupied parking spaces	Totals	% Occup
10:08 AM	22	6	28	21.43%	25	4	29	13.79%

	Left	Right
Total Parking	28	29
No Restriction	27	28
Single yellow line	1	1
Double yellow line	0	0
Crossovers	13	12

South to North

Hylands Rd	LEFTSIDE				RIGHTSIDE			
Time	Available	Occupied parking spaces	Totals	% Occup	Available	Occupied parking spaces	Totals	% Occup
10:20 AM	17	24	41	58.54%	41	0	41	0.00%

	Left	Right
Total Parking	41	41
No Restriction	0	27
Single yellow line	41	14
Double yellow line	0	0
Crossovers	15	4

South to North

Digdens Rise	LEFTSIDE				RIGHTSIDE			
Time	Available	Occupied parking spaces	Totals	% Occup	Available	Occupied parking spaces	Totals	% Occup
10:25 AM	24	8	32	25.00%	11	9	20	45.00%

	Left	Right
Total Parking	32	20
No Restriction	6	8
Single yellow line	26	12
Double yellow line	0	0
Crossovers/Build outs	18	12

North to South

Woodcote Hurst (b/n Woodcote Green Rd & Cedar Hill)	LEFTSIDE				RIGHTSIDE			
Time	Available	Occupied parking spaces	Totals	% Occup	Available	Occupied parking spaces	Totals	% Occup
10:32 AM	31	1	32	3.13%	30	2	32	6.25%

	Left	Right
Total Parking	32	32
Free	32	32
Single yellow line	0	0
Double yellow line	2	1
Crossovers	3	9

East to West

Axwood	LEFTSIDE				RIGHTSIDE			
Time	Available	Occupied parking spaces	Totals	% Occup	Available	Occupied parking spaces	Totals	% Occup
10:39 AM	18	20	38	52.63%	38	0	38	0.00%

	Left	Right
Total Parking	38	38
No Restriction	38	38
Single yellow line	0	0
Double yellow line	0	0
Crossovers	6	5

East to West

Cedar Hill	LEFTSIDE				RIGHTSIDE			
Time	Available	Occupied parking spaces	Totals	% Occup	Available	Occupied parking spaces	Totals	% Occup
10:45 AM	19	1	20	5.00%	20	0	20	0.00%

	Left	Right
Total Parking	20	20
No Restriction	20	20
Single yellow line	0	0
Double yellow line	0	0
Crossovers	11	5

Epsom, Surrey
Counts of Vehicles - indicated in the Tables below
Tuesday, 12th November 2019 19:00 hrs

East to West

Woodcote Green Rd (b/n Sunnybank & Pine Hill)	LEFTSIDE				RIGHTSIDE			
Time	Available	Occupied parking spaces	Totals	% Occup	Available	Occupied parking spaces	Totals	% Occup
7:00 PM	65	0	65	0.00%	72	0	72	0.00%

	Left	Right
Total Parking	65	72
No Restriction	0	0
Single yellow line	65	72
Double yellow line / ZigZag	8	8
Crossovers	13	0

North to South

Sunnybank (up to 200m from Woodcote Green Jnx)	LEFTSIDE				RIGHTSIDE			
Time	Available	Occupied parking spaces	Totals	% Occup	Available	Occupied parking spaces	Totals	% Occup
7:11 PM	25	3	28	10.71%	23	6	29	20.69%

	Left	Right
Total Parking	28	29
No Restriction	27	28
Single yellow line	1	1
Double yellow line	0	0
Crossovers	13	12

South to North

Hylands Rd	LEFTSIDE				RIGHTSIDE			
Time	Available	Occupied parking spaces	Totals	% Occup	Available	Occupied parking spaces	Totals	% Occup
7:22 PM	39	2	41	4.88%	35	6	41	14.63%

	Left	Right
Total Parking	41	41
No Restriction	0	27
Single yellow line	41	14
Double yellow line	0	0
Crossovers	15	4

South to North

Digdens Rise	LEFTSIDE				RIGHTSIDE			
Time	Available	Occupied parking spaces	Totals	% Occup	Available	Occupied parking spaces	Totals	% Occup
7:28 PM	29	3	32	9.38%	13	7	20	35.00%

	Left	Right
Total Parking	32	20
No Restriction	6	8
Single yellow line	26	12
Double yellow line	0	0
Crossovers/Build outs	18	12

North to South

Woodcote Hurst (b/n Woodcote Green Rd & Cedar Hill)	LEFTSIDE				RIGHTSIDE			
Time	Available	Occupied parking spaces	Totals	% Occup	Available	Occupied parking spaces	Totals	% Occup
7:35 PM	30	2	32	6.25%	28	4	32	12.50%

	Left	Right
Total Parking	32	32
Free	32	32
Single yellow line	0	0
Double yellow line	2	1
Crossovers	3	9

East to West

Axwood	LEFTSIDE				RIGHTSIDE			
Time	Available	Occupied parking spaces	Totals	% Occup	Available	Occupied parking spaces	Totals	% Occup
7:42 PM	23	15	38	39.47%	37	1	38	2.63%

	Left	Right
Total Parking	38	38
No Restriction	38	38
Single yellow line	0	0
Double yellow line	0	0
Crossovers	6	5

East to West

Cedar Hill	LEFTSIDE				RIGHTSIDE			
Time	Available	Occupied parking spaces	Totals	% Occup	Available	Occupied parking spaces	Totals	% Occup
7:47 PM	18	2	20	10.00%	17	3	20	15.00%

	Left	Right
Total Parking	20	20
No Restriction	20	20
Single yellow line	0	0
Double yellow line	0	0
Crossovers	11	5

On-Street Parking Beat Surveys
Epsom, Surrey
Date: Wednesday, 13th November 2019 10:00hrs & 19:00hrs

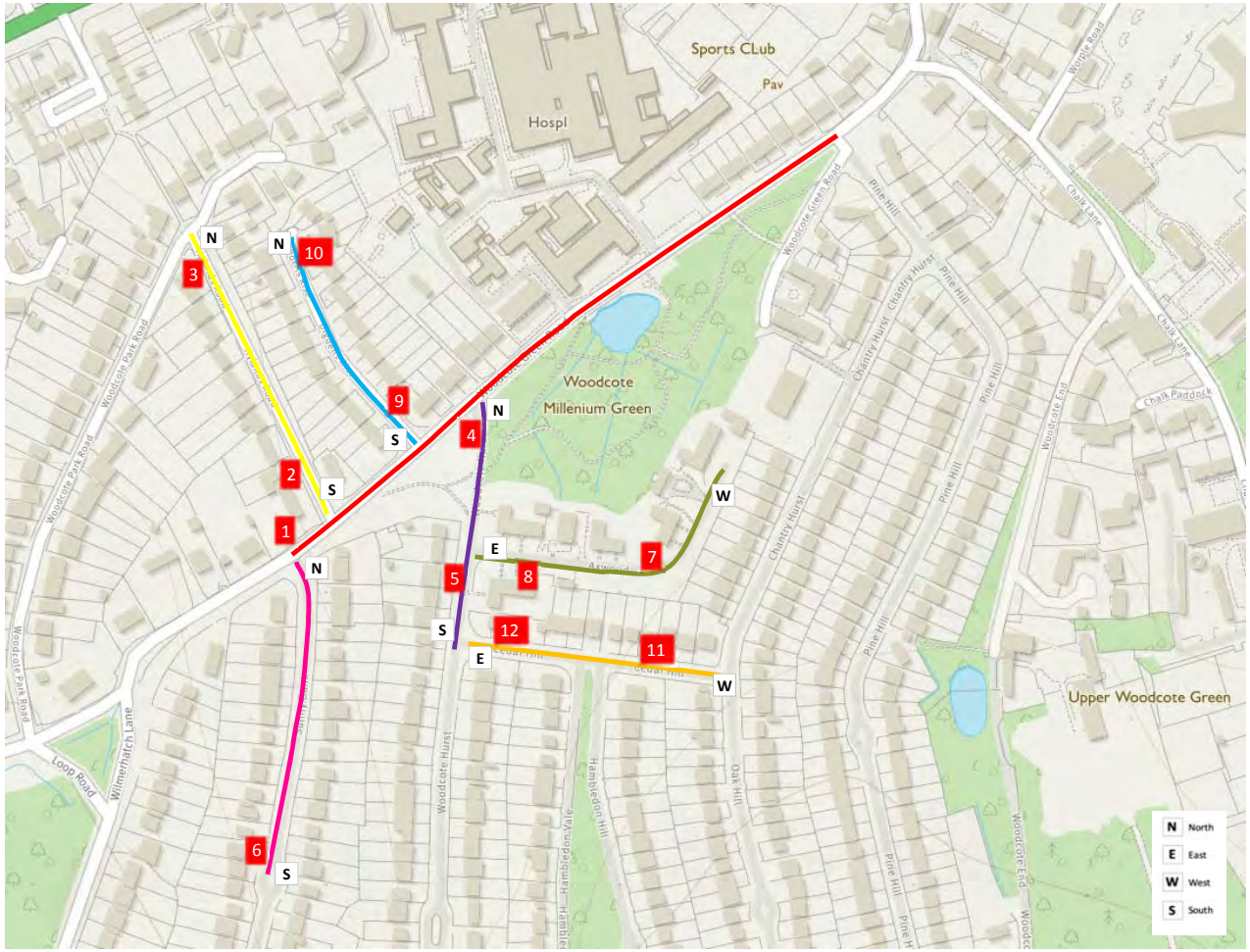

Two Parking Counts undertaken on the following Dates & Times:

Wednesday, 13th November 2019
10:00 hrs

Wednesday, 13th November 2019
19:00 hrs

Wednesday, 13th November 2019 10:00hrs

Street Name	Number of Spaces	Number of Cars Parked	Parking Stress (%)
Woodcote Green Rd (b/n Sunnybank & Pine Hill)	137	1	0.73%
Sunnybank (up to 200m from Woodcote Green Jnx)	57	5	8.77%
Hylands Rd	82	0	0.00%
Digdens Rise	52	10	19.23%
Woodcote Hurst (b/n Woodcote Green Rd & Cedar Hill)	64	5	7.81%
Axwood	76	6	7.89%
Cedar Hill	40	13	32.50%
Total	**508**	**40**	**7.87%**

Wednesday, 13th November 2019 19:00hrs

Street Name	Number of Spaces	Number of Cars Parked	Parking Stress (%)
Woodcote Green Rd (b/n Sunnybank & Pine Hill)	137	1	0.73%
Sunnybank (up to 200m from Woodcote Green Jnx)	57	9	15.79%
Hylands Rd	82	6	7.32%
Digdens Rise	52	13	25.00%
Woodcote Hurst (b/n Woodcote Green Rd & Cedar Hill)	64	8	12.50%
Axwood	76	17	22.37%
Cedar Hill	40	9	22.50%
Total	**508**	**63**	**12.40%**

Epsom, Surrey
Counts of Vehicles - indicated in the Tables below
Wednesday, 13th November 2019 10:00 hrs

East to West

Woodcote Green Rd (b/n Sunnybank & Pine Hill)	Time	LEFTSIDE Available	LEFTSIDE Occupied parking spaces	LEFTSIDE Totals	LEFTSIDE % Occup	RIGHTSIDE Available	RIGHTSIDE Occupied parking spaces	RIGHTSIDE Totals	RIGHTSIDE % Occup
	10:00 AM	65	0	65	0.00%	71	1	72	1.39%

	Left	Right
Total Parking	65	72
No Restriction	0	0
Single yellow line	65	72
Double yellow line / ZigZag	8	8
Crossovers	13	0

North to South

Sunnybank (up to 200m from Woodcote Green Jnx)	Time	LEFTSIDE Available	LEFTSIDE Occupied parking spaces	LEFTSIDE Totals	LEFTSIDE % Occup	RIGHTSIDE Available	RIGHTSIDE Occupied parking spaces	RIGHTSIDE Totals	RIGHTSIDE % Occup
	10:08 AM	25	3	28	10.71%	27	2	29	6.90%

	Left	Right
Total Parking	28	29
No Restriction	27	28
Single yellow line	1	1
Double yellow line	0	0
Crossovers	13	12

South to North

Hylands Rd	Time	LEFTSIDE Available	LEFTSIDE Occupied parking spaces	LEFTSIDE Totals	LEFTSIDE % Occup	RIGHTSIDE Available	RIGHTSIDE Occupied parking spaces	RIGHTSIDE Totals	RIGHTSIDE % Occup
	10:20 AM	41	0	41	0.00%	41	0	41	0.00%

	Left	Right
Total Parking	41	41
No Restriction	0	27
Single yellow line	41	14
Double yellow line	0	0
Crossovers	15	4

South to North

Digdens Rise	Time	LEFTSIDE Available	LEFTSIDE Occupied parking spaces	LEFTSIDE Totals	LEFTSIDE % Occup	RIGHTSIDE Available	RIGHTSIDE Occupied parking spaces	RIGHTSIDE Totals	RIGHTSIDE % Occup
	10:25 AM	27	5	32	15.63%	15	5	20	25.00%

	Left	Right
Total Parking	32	20
No Restriction	6	8
Single yellow line	26	12
Double yellow line	0	0
Crossovers/Build outs	18	12

North to South

Woodcote Hurst (b/n Woodcote Green Rd & Cedar Hill)	Time	LEFTSIDE Available	LEFTSIDE Occupied parking spaces	LEFTSIDE Totals	LEFTSIDE % Occup	RIGHTSIDE Available	RIGHTSIDE Occupied parking spaces	RIGHTSIDE Totals	RIGHTSIDE % Occup
	10:32 AM	29	3	32	9.38%	30	2	32	6.25%

	Left	Right
Total Parking	32	32
No Restriction	32	32
Single yellow line	0	0
Double yellow line	2	1
Crossovers	3	9

East to West

Axwood	Time	LEFTSIDE Available	LEFTSIDE Occupied parking spaces	LEFTSIDE Totals	LEFTSIDE % Occup	RIGHTSIDE Available	RIGHTSIDE Occupied parking spaces	RIGHTSIDE Totals	RIGHTSIDE % Occup
	10:39 AM	36	2	38	5.26%	34	4	38	10.53%

	Left	Right
Total Parking	38	38
No Restriction	38	38
Single yellow line	0	0
Double yellow line	0	0
Crossovers	6	5

East to West

Cedar Hill	Time	LEFTSIDE Available	LEFTSIDE Occupied parking spaces	LEFTSIDE Totals	LEFTSIDE % Occup	RIGHTSIDE Available	RIGHTSIDE Occupied parking spaces	RIGHTSIDE Totals	RIGHTSIDE % Occup
	10:45 AM	7	13	20	65.00%	20	0	20	0.00%

	Left	Right
Total Parking	20	20
No Restriction	20	20
Single yellow line	0	0
Double yellow line	0	0
Crossovers	11	5

Epsom, Surrey
Counts of Vehicles - indicated in the Tables below
Wednesday, 13th November 2019 19:00 hrs

East to West

Woodcote Green Rd (b/n Sunnybank & Pine Hill)	Time	LEFTSIDE Available	LEFTSIDE Occupied parking spaces	LEFTSIDE Totals	LEFTSIDE % Occup	RIGHTSIDE Available	RIGHTSIDE Occupied parking spaces	RIGHTSIDE Totals	RIGHTSIDE % Occup
	7:00 PM	64	1	65	1.54%	72	0	72	0.00%

	Left	Right
Total Parking	65	72
No Restriction	0	0
Single yellow line	65	72
Double yellow line / ZigZag	8	8
Crossovers	13	0

North to South

Sunnybank (up to 200m from Woodcote Green Jnx)	Time	LEFTSIDE Available	LEFTSIDE Occupied parking spaces	LEFTSIDE Totals	LEFTSIDE % Occup	RIGHTSIDE Available	RIGHTSIDE Occupied parking spaces	RIGHTSIDE Totals	RIGHTSIDE % Occup
	7:11 PM	26	2	28	7.14%	22	7	29	24.14%

	Left	Right
Total Parking	28	29
No Restriction	27	28
Single yellow line	1	1
Double yellow line	0	0
Crossovers	13	12

South to North

Hylands Rd	Time	LEFTSIDE Available	LEFTSIDE Occupied parking spaces	LEFTSIDE Totals	LEFTSIDE % Occup	RIGHTSIDE Available	RIGHTSIDE Occupied parking spaces	RIGHTSIDE Totals	RIGHTSIDE % Occup
	7:22 PM	40	1	41	2.44%	36	5	41	12.20%

	Left	Right
Total Parking	41	41
No Restriction	0	27
Single yellow line	41	14
Double yellow line	0	0
Crossovers	15	4

South to North

Digdens Rise	Time	LEFTSIDE Available	LEFTSIDE Occupied parking spaces	LEFTSIDE Totals	LEFTSIDE % Occup	RIGHTSIDE Available	RIGHTSIDE Occupied parking spaces	RIGHTSIDE Totals	RIGHTSIDE % Occup
	7:28 PM	28	4	32	12.50%	11	9	20	45.00%

	Left	Right
Total Parking	32	20
No Restriction	6	8
Single yellow line	26	12
Double yellow line	0	0
Crossovers/Build outs	18	12

North to South

Woodcote Hurst (b/n Woodcote Green Rd & Cedar Hill)	Time	LEFTSIDE Available	LEFTSIDE Occupied parking spaces	LEFTSIDE Totals	LEFTSIDE % Occup	RIGHTSIDE Available	RIGHTSIDE Occupied parking spaces	RIGHTSIDE Totals	RIGHTSIDE % Occup
	7:35 PM	29	3	32	9.38%	27	5	32	15.63%

	Left	Right
Total Parking	32	32
No Restriction	32	32
Single yellow line	0	0
Double yellow line	2	1
Crossovers	3	9

East to West

Axwood	Time	LEFTSIDE Available	LEFTSIDE Occupied parking spaces	LEFTSIDE Totals	LEFTSIDE % Occup	RIGHTSIDE Available	RIGHTSIDE Occupied parking spaces	RIGHTSIDE Totals	RIGHTSIDE % Occup
	7:42 PM	25	13	38	34.21%	34	4	38	10.53%

	Left	Right
Total Parking	38	38
No Restriction	38	38
Single yellow line	0	0
Double yellow line	0	0
Crossovers	6	5

East to West

Cedar Hill	Time	LEFTSIDE Available	LEFTSIDE Occupied parking spaces	LEFTSIDE Totals	LEFTSIDE % Occup	RIGHTSIDE Available	RIGHTSIDE Occupied parking spaces	RIGHTSIDE Totals	RIGHTSIDE % Occup
	7:47 PM	15	5	20	25.00%	16	4	20	20.00%

	Left	Right
Total Parking	20	20
No Restriction	20	20
Single yellow line	0	0
Double yellow line	0	0
Crossovers	11	5

APPENDIX N: Accident Report

Details of Personal Injury Accidents for Period - **01/01/2014** **to** **31/05/2019** (65) months

Selection:
; Refined using Accidents within selected Polygons -2003 Query Sites ("MJB/MAYERBROWN/WOODCOTEGREENRD")

Notes:
Woodcote Green Road

Police Ref. / Road No. / 2nd Road No. / Grid Ref.	Day / Date / Time / D/L / R.S.C / Weather / Speed / Account of Accident	Location Description	Vehicles: Veh No / Type / Manv / Dir / Class	Casualties: Sex / Age / Sev

Causation Factor:

Selected Polygon:MJB/MAYERBROWN/WOODCOTEGRE]

EP13995/14 Wednesday 26/03/2014 1300hrs Daylight:street lights present — A24 SOUTH STREET EPSOM
R1: A 24
E 520,597 **N 160,510**
Dry, Fine without high winds, 30 mph

Veh	Type	Manv	Dir	Class	Sex	Age	Sev
Veh 1	Car	Going ahead	S to N	Ped	F	18	Slight

Causation Factor:		Participant:	Confidence:
1st:	Failed to look properly	Vehicle 001	Very Likely

PEDESTRIAN C1 CROSSING ROAD WHEN STRUCK BY V1.

EP14107/14 Thursday 27/03/2014 1830hrs Darkness: street lights present a — WOODCOTE PARK ROAD EPSOM
R1: U 2457
E 520,083 **N 159,440**
Dry, Fine without high winds, 30 mph

Veh	Type	Manv	Dir	Class	Sex	Age	Sev
Veh 1	Car	Going ahead	N to S	Dri	M	39	Slight
Veh 2	Car	Going ahead	N to S				

Causation Factor:		Participant:	Confidence:
1st:	Failed to judge other persons path or speed	Vehicle 001	Very Likely
2nd:	Following too close	Vehicle 001	Very Likely
3rd:	Passing too close to cyclist, horse rider or pedestrian	Vehicle 002	

V1 WAS FOLLOWING V2 ON SOUTHBOUND. V2 BRAKED AND V1 COLLIDED ON THE REAR OF V2

EP15668/14 Thursday 29/05/2014 1429hrs Daylight:street lights present — WOODCOTE GREEN ROAD AT JUNCTION WITH DIGDENS RISE EPSOM
R1: U 2202
R2: U
E 520,337 **N 159,618**
Dry, Fine without high winds, 30 mph

Veh	Type	Manv	Dir	Class	Sex	Age	Sev
Veh 1	Pedal cycle	Going ahead	SW to NE	Dri	M	53	Slight
Veh 2	Car	Turning right	NE to NW				

Causation Factor:		Participant:	Confidence:
1st:	Careless/Reckless/In a hurry	Vehicle 001	Possible
2nd:	Travelling too fast for conditions	Vehicle 001	Possible
3rd:	Failed to judge other persons path or speed	Vehicle 002	Very Likely
4th:	Poor turn or manoevre	Vehicle 002	Very Likely

V2 TURNED ACROSS PATH OF V1 CYCLIST EVEN THOUGH V1 HAD PRIORITY

Details of Personal Injury Accidents for Period - **01/01/2014** **to** **31/05/2019** (65) months

Selection:
; Refined using Accidents within selected Polygons -2003 Query Sites ("MJB/MAYERBROWN/WOODCOTEGREENRD")

Notes:
Woodcote Green Road

Police Ref. / Road No. / 2nd Road No. / Grid Ref.	Day / Date / Time / D/L / R.S.C / Weather / Speed / Account of Accident	Location Description	Vehicles: Veh No / Type / Manv / Dir / Class	Casualties: Sex / Age / Sev
EP16669/14 **R1: U 2202** **R2: A 24** **E 520,594** **N 160,245**	Sunday 13/07/2014 0803hrs Daylight:street lights present Wet/Damp Fine without high winds 30 mph	WOODCOTE ROAD AT JUNCTION WITH A24 DORKING ROAD EPSOM	Veh 1 M/C < 125 cc Stopping SE to NW Dri	M 42 Slight

V1 SCOOTER APPROACHING ATS HAS SKIDDED ON GREASY ROAD CAUSING RIDER TO COME OFF

Police Ref. / Road No. / 2nd Road No. / Grid Ref.	Day / Date / Time / D/L / R.S.C / Weather / Speed / Account of Accident	Location Description	Vehicles: Veh No / Type / Manv / Dir / Class	Casualties: Sex / Age / Sev
EP17065/14 **R1: U 2202** **R2: U** **E 520,599** **N 160,220**	Thursday 24/07/2014 1030hrs Daylight:street lights present Dry Fine without high winds 30 mph	WOODCOTE ROAD AT JUNCTION WITH BP GARAGE EPSOM	Veh 1 Car Going ahead S to N FSP Veh 2 Car Starting W to S	F 84 Slight

Causation Factor:		**Participant:**	**Confidence:**
1st:	Failed to look properly	Vehicle 002	Very Likely
2nd:	Careless/Reckless/In a hurry	Vehicle 002	Possible
3rd:	Buildings, road signs, street furniture	Vehicle 002	

V2 HAS EMERGED FROM FILLING STATION AND COLLIDED WITH V1. V2 FTS.

Police Ref. / Road No. / 2nd Road No. / Grid Ref.	Day / Date / Time / D/L / R.S.C / Weather / Speed / Account of Accident	Location Description	Vehicles: Veh No / Type / Manv / Dir / Class	Casualties: Sex / Age / Sev
EP23081/14 **R1: A 24** **R2: U** **E 520,586** **N 160,258**	Wednesday 01/10/2014 1403hrs Daylight:street lights present Dry Fine without high winds 30 mph	A24 DORKING ROAD AT JUNCTION WITH WOODCOTE ROAD EPSOM	Veh 1 Car Going ahead SW to NE Dri Veh 2 Car Turning right S to NE	F 87 Slight

Causation Factor:		**Participant:**	**Confidence:**
1st:	Other	Vehicle 001	Very Likely

V1 IN DEDICATED LANE TO TURN RIGHT AT ATS HAS PULLED IN FRONT OF V2

Details of Personal Injury Accidents for Period - **01/01/2014** **to** **31/05/2019** (65) months

Selection:
; Refined using Accidents within selected Polygons -2003 Query Sites ("MJB/MAYERBROWN/WOODCOTEGREENRD")

Notes:
Woodcote Green Road

Police Ref. / Road No. / 2nd Road No. / Grid Ref.	Day / Date / Time / D/L / R.S.C / Weather / Speed / Account of Accident	Location Description	Vehicles: Veh No / Type / Manv / Dir / Class	Casualties: Sex / Age / Sev
EP20156/14	Monday 17/11/2014 0835hrs	WOODCOTE GREEN ROAD AT JUNCTION WITH WOODCOTE SIDE EPSOM	Veh 1 Car Going ahead LH bend S to N Dri Veh 1 Car Going ahead LH bend S to N FSP Veh 2 Car Turning left SW to N	F 65 Slight M 19 Slight
R1: U 2202	Daylight:street lights present			
R2: U	Wet/Damp			
E 520,149	Raining without high winds			
N 159,453	30 mph			

Causation Factor:

		Participant:	Confidence:
1st:	Driver using mobile phone	Vehicle 002	Possible
2nd:	Slippery road (due to weather)	Vehicle 001	Possible

V1 HAS BEEN TRAVELLING ALONG WOODCOTE GREEN ROAD. V2 BEEN WAITING AT WOODCOTE SIDE JUNCTION TO PULL OUT ONTO PATH OF V1 AND COLLIDED

EP20939/14	Friday 05/12/2014 0745hrs	WORPLE ROAD AT JUNCTION WITH CHALK LANE EPSOM	Veh 1 Car Wait to turn right SW to NW Ped	M 58 Slight
R1: U 2462	Daylight:street lights present			
R2: U	Dry			
E 520,732	Fine without high winds			
N 159,829	30 mph			

Causation Factor:

		Participant:	Confidence:
1st:	Dangerous action in carriageway	Casualty 001	Very Likely
2nd:	Failed to look properly	Vehicle 001	Very Likely
3rd:	Careless/Reckless/In a hurry	Casualty 001	Possible
4th:	Failed to judge vehicles path or speed	Casualty 001	Possible

V1 CAR V PEDESTRIAN THE ACTUAL CONTACT MIGHT NOT OCCURED AND ARGUMENT WENT ON BUT C1 FOOLING ON PAVEMENT

EP20494/14	Saturday 13/12/2014 1625hrs	A24 DORKING ROAD AT JUNCTION WITH ST MARGARETS DRIVE EPSOM	Veh 1 Car Stopping SW to NE Veh 2 Car Stopping SW to NE Dri Veh 2 Car Stopping SW to NE RSP Veh 3 Car Stopping SW to NE	F 36 Slight M 8 Slight
R1: A 24	Darkness: street lights present a			
R2: U	Wet/Damp			
E 520,507	Fine without high winds			
N 160,190	30 mph			

Causation Factor:

		Participant:	Confidence:
1st:	Following too close	Vehicle 001	Very Likely
2nd:	Following too close	Vehicle 002	Possible
3rd:	Failed to judge other persons path or speed	Vehicle 001	Possible
4th:	Sudden braking	Vehicle 002	Possible

V2 HAS COLLIDED WITH V3. V1 HAS THEN STRUCK V2 PUSHING IT AGAIN INTO V3.

Details of Personal Injury Accidents for Period - 01/01/2014 to 31/05/2019 (65) months

Selection:
; Refined using Accidents within selected Polygons -2003 Query Sites ("MJB/MAYERBROWN/WOODCOTEGREENRD")

Notes:
Woodcote Green Road

Police Ref. / Road No. / 2nd Road No. / Grid Ref.	Day / Date / Time / D/L / R.S.C / Weather / Speed / Account of Accident	Location Description	Vehicles: Veh No / Type / Manv / Dir / Class	Casualties: Sex / Age / Sev
EP21577/15 **R1: U 2202** **R2: U** **E 520,150** **N 159,455**	Tuesday 06/01/2015 1805hrs Darkness: street lights present a Wet/Damp Fine without high winds 30 mph	WILMERHATCH LANE AT JUNCTION WITH WOODCOTE SIDE EPSOM DOWNS	Veh 1 Pedal cycle Going ahead W to NE Dri Veh 2 Car Turning right S to NE	M 41 Slight
	V2 AND V1 COLLIDED			
EP23821/15 **R1: U 2202** **R2: U** **E 520,138** **N 159,372**	Wednesday 29/04/2015 1513hrs Daylight:street lights present Dry Fine without high winds 30 mph	WILMERHATCH LANE AT JUNCTION WITH LOOP LANE EPSOM	Veh 1 Car Starting W to E Veh 2 Car Going ahead S to N Dri	F 73 Slight
Causation Factor:			**Participant:**	**Confidence:**
1st:	Failed to look properly		Vehicle 001	Very Likely
	V1 STATIONARY AT JUNCTION OF LOOP ROAD. V1 PULLED OUT INTO PATH OF V2 AND COLLIDED			
EP24982/15 **R1: A 24** **R2: A 24** **E 520,603** **N 160,504**	Friday 15/05/2015 1940hrs Daylight:street lights present Dry Fine without high winds 30 mph	A24 DORKING ROAD AT JUNCTION WITH A24 ASHLEY ROAD EPSOM	Veh 1 Car Going ahead N to S Ped	M 38 Slight
Causation Factor:			**Participant:**	**Confidence:**
1st:	Careless/Reckless/In a hurry		Vehicle 001	Very Likely
	PEDESTRIAN CROSSING ROAD HAD ALTERCATION WITH V1 WHO DROVE SLOWLY INTO HIM CAUSING NO DAMAGE			

Details of Personal Injury Accidents for Period - 01/01/2014 to 31/05/2019 (65) months

Selection:
; Refined using Accidents within selected Polygons -2003 Query Sites ("MJB/MAYERBROWN/WOODCOTEGREENRD")

Notes:
Woodcote Green Road

Police Ref. / Road No. / 2nd Road No. / Grid Ref.	Day / Date / Time / D/L / R.S.C / Weather / Speed / Account of Accident	Location Description	Vehicles: Veh No / Type / Manv / Dir / Class	Casualties: Sex / Age / Sev
EP28049/15 **R1: A 24** **E 520,547** **N 160,225**	Tuesday 18/08/2015 1115hrs Daylight:street lights present Dry Fine without high winds 30 mph	A24 DORKING ROAD NEAR BP PETROL STATION EPSOM	Veh 1 M/C > 125 cc O/take on n/side SW to NE Dri	M 71 Slight

V1 HAS HIT A PEDESTRIAN REFUGE

EP29131/15 **R1: A 24** **R2: U** **E 520,516** **N 160,198**	Saturday 12/09/2015 1745hrs Daylight:street lights present Dry Fine without high winds 30 mph	A24 DORKING ROAD OUTSIDE NO.7 NEAR JUNCTION WITH ST MARGARET DRIVE EPSOM	Veh 1 Car Going ahead NE to SW Veh 2 M/C > 500 cc Going ahead NE to SW Dri Veh 3 Car Going ahead NE to SW	F 26 Slight				

Causation Factor:		**Participant:**	**Confidence:**
1st:	Failed to judge other persons path or speed	Vehicle 001	Possible
2nd:	Failed to look properly	Vehicle 002	Very Likely

QUEUE OF TRAFFIC APPROACHING STATIONARY AMBULANCE WITH EMERGENCY LIGHTS FLASHING. TRAFFIC SLOWED AND V1 HAS STRUCK V2 CAUSING RIDER TO COME OFF

EP30331/15 **R1: A 24** **R2: U** **E 519,936** **N 159,814**	Thursday 24/09/2015 0750hrs Daylight:street lights present Wet/Damp Raining without high winds 30 mph	A24 DORKING ROAD AT JUNCTION WITH WOODCOTE SIDE EPSOM	Veh 1 Car Turning right SW to S Dri Veh 2 Car Going ahead NE to SW Veh 3 Going ahead SW to NE	F 24 Slight				

Causation Factor:		**Participant:**	**Confidence:**
1st:	Emergency vehicle on call	Vehicle 003	Possible
2nd:	Failed to judge other persons path or speed	Vehicle 001	Very Likely

V1 TURNING RIGHT HAS COLLIDED WITH V2. POSSIBLE V3 EMERGENCY SERVICE VEHICLE INVOLVED.

Details of Personal Injury Accidents for Period - **01/01/2014** **to** **31/05/2019** (65) months

Selection:
; Refined using Accidents within selected Polygons -2003 Query Sites ("MJB/MAYERBROWN/WOODCOTEGREENRD")

Notes:
Woodcote Green Road

Police Ref. / Road No. / 2nd Road No. / Grid Ref.	Day / Date / Time / D/L / R.S.C / Weather / Speed / Account of Accident	Location Description	Vehicles: Veh No / Type / Manv / Dir / Class	Casualties: Sex / Age / Sev
Causation Factor:				
EP30436/15	Wednesday 30/09/2015 1430hrs	OUTSIDE 'QUEEN ANNE HOUSE' WOODCOTE ROAD EPSOM	Veh 1 Pedal cycle Going ahead N to S Ped	F 34 Slight
R1: U 2202	Daylight:street lights present			
E 520,651	Dry			
N 159,992	Fine without high winds			
	30 mph			

Causation Factor:		**Participant:**	**Confidence:**
1st:	Failed to look properly	Casualty 001	Very Likely
2nd:	Failed to judge vehicles path or speed	Casualty 001	Possible
3rd:	Failed to look properly	Vehicle 001	Possible
4th:	Careless/Reckless/In a hurry	Vehicle 001	Possible

C1 CROSSING ROAD WHEN V1 HIT HER. V1 SHOUTED AT C1 TO WARN BUT COLLISION STILL OCCURED. V1 VERBAL ABUSE TO C1. V1 NOT KNOWN.

EP34520/15	Friday 27/11/2015 1235hrs	WILMERHATCH ROAD AT JUNCTION WITH LOOP ROAD EPSOM	Veh 1 Car Turning right NW to S						
			Veh 2 Car Going ahead S to N	Dri	F	47	Slight		
R1: U 2202	Daylight:street lights present								
R2: U	Wet/Damp								
E 520,139	Fine without high winds								
N 159,373	30 mph								

V1 WAS PULLING OUT OF LOOP ROAD ONTO WILMERHATCH ROAD. V2 WAS TRAVELLING ALONG WILMERHATCH ROAD NORTHBOUND. V1 HAS PULLED ONTO WILMERHATCH ROAD COLLIDING WITH V2 CAUSING V2 TO SPIN.

EP38025/16	Thursday 07/01/2016 0917hrs	A24 DORKING ROAD AT JUNCTION WITH WOODCOTE SIDE EPSOM	Veh 1 Car Turning right SW to SE						
			Veh 2 M/C > 500 cc O/take m/veh o/side SW to NE	Dri	M	43	Slight		
R1: A 24	Daylight:street lights present								
R2: U	Wet/Damp								
E 519,934	Raining without high winds								
N 159,816	30 mph								

Causation Factor:		**Participant:**	**Confidence:**
1st:	Poor turn or manoevre	Vehicle 001	Very Likely
2nd:	Failed to signal/Misleading signal	Vehicle 001	Possible

V1 NOT IN RIGHT TURN LANE HAS TURNED RIGHT ACROSS THE PATH OF A FILTERING MOTORCYCLE

Details of Personal Injury Accidents for Period - 01/01/2014 to 31/05/2019 (65) months

Selection:
; Refined using Accidents within selected Polygons -2003 Query Sites ("MJB/MAYERBROWN/WOODCOTEGREENRD")

Notes:
Woodcote Green Road

Police Ref. / Road No. / 2nd Road No. / Grid Ref.	Day / Date / Time / D/L / R.S.C / Weather / Speed / Account of Accident	Location Description	Vehicles: Veh No / Type / Manv / Dir / Class	Casualties: Sex / Age / Sev
Causation Factor:				
EP41088/16	Wednesday 13/01/2016 1254hrs	A24 DORKING ROAD AT JUNCTION WITH SAINT MARGARETS DRIVE EPSOM	Veh 1 Car Turning right NW to SW Veh 2 Pedal cycle Going ahead NE to SW Dri	M 21 Serious
R1: A 24				
R2: U	Daylight:street lights present			
E 520,505	Wet/Damp			
N 160,191	Fine without high winds			
	30 mph			

Causation Factor: **Participant:** **Confidence:**

1st: Failed to look properly — Vehicle 001 — Very Likely

V1 APPEARS NOT TO HAVE SEEN THE CYCLIST AS THEY PULLED OUT OF SIDE ROAD CAUSING COLLISION

EP51355/16	Friday 12/02/2016 1910hrs	A24 ASHLEY AVENUE AT JUNCTION WITH A24 SOUTH STREET EPSOM	Veh 1	Car	Going ahead RH bend	E	to W	Dri	F	70	Slight
			Veh 2	Car	Wait go ahead held	E	to W	Dri	M	63	Slight
R1: A 24											
R2: A 24	Darkness: street lights present a										
E 520,598	Dry										
N 160,546	Fine without high winds										
	30 mph										

Causation Factor: **Participant:** **Confidence:**

1st: Failed to look properly — Vehicle 001 — Very Likely

V2 HAS STOPPED AT RED ATS AND HAS BEEN STRUCK FROM BEHIND BY V1.

EP47932/16	Friday 26/02/2016 1216hrs	A24 SOUTH STREET EPSOM	Veh 1	Car	Going ahead RH bend	S	to N	Ped	M	84	Serious
R1: A 24											
	Daylight:street lights present										
E 520,575	Dry										
N 160,588	Fine without high winds										
	30 mph										

Causation Factor: **Participant:** **Confidence:**

1st: Failed to look properly — Vehicle 001 — Possible

CAR HAS COME AROUND THE CORNER FROM ASHLEY CENTRE CAR PARK INTO THE ONE WAY SYSTEM ON SOUTH STREET. CAR HAS SEEN THE PEDESTRIAN IN THE ROAD BUT ONLY STARTED BRAKING WHEN THE PEDESTRIAN TRIED TO RUN TO THE KERB. CAR HAS THEN STRUCK AND PEDESTRIAN UPON ST

Details of Personal Injury Accidents for Period - **01/01/2014** **to** **31/05/2019** (65) months

Selection:
; Refined using Accidents within selected Polygons -2003 Query Sites ("MJB/MAYERBROWN/WOODCOTEGREENRD")

Notes:
Woodcote Green Road

			Vehicles						Casualties		
Police Ref.	Day	Location Description	Veh No / Type / Manv / Dir / Class						Sex / Age / Sev		
	Date										
Road No.	Time										
2nd Road No.											
Grid Ref.	D/L										
	R.S.C										
	Weather										
	Speed										
	Account of Accident										
Causation Factor:											

EP55892/16	Friday	WILMERHATCH LANE AT JUNCTION WITH WOODCOTE LANE EPSOM	Veh 1	Pedal cycle	Going ahead	SW to N	Dri	M	46	Serious
	18/03/2016		Veh 2	Car	Going ahead	N to S				
R1: U 2202	1915hrs									
R2: U	Darkness: street lights present a									
E 520,149	Dry									
N 159,455	Fine without high winds									
	30 mph									

Causation Factor:		**Participant:**	**Confidence:**
1st:	Failed to look properly	Vehicle 001	Possible
2nd:	Poor turn or manoevre	Vehicle 001	Possible
3rd:	Disobeyed Give Way or Stop sign or markings	Vehicle 001	

V1 PEDAL CYCLIST WAS TRAVELLING ALONG WILMERHATCH LANE. V2 WAS TRAVELLING ALONG WOODCOTE GREEN IN OPPOSITE DIRECTION. WHEN THE ROADS HAVE MERGED AT WOODCOTE SIDE V2 HAS HIT SIDE OF V1 KNOCKING OFF THE RIDER CAUSING INJURY.

TA74392/16	Monday	WOODCOTE GREEN ROAD EPSOM	Veh 1	Car	Going ahead	NE to SW				
	16/05/2016		Veh 2	Pedal cycle	Turning right	NE to SW	Dri	M	77	Slight
R1: U 2202	1538hrs									
R2: U	Daylight:street lights present									
E 520,481	Dry									
N 159,744	Fine without high winds									
	30 mph									

Causation Factor:		**Participant:**	**Confidence:**
1st:	Poor turn or manoevre	Vehicle 002	Very Likely

V1 WAS OVERTAKING A PEDAL CYCLIST CYCLIST HAS TURNED RIGHT WITHOUT SEEING V1 AND HAS CAUSED A COLLISION

EP12548/16	Monday	A24 DORKING ROAD AT JUNCTION WITH WOODCOTE SIDE EPSOM	Veh 1	M/C < 125 cc	Going ahead	N to S	Dri	M	36	Slight
	19/09/2016		Veh 2	Car	Turning right	E to N				
R1: A 24	1715hrs									
R2: U	Daylight:street lights present									
E 519,935	Dry									
N 159,814	Fine without high winds									
	30 mph									

V2 PULLED OUT IN FRONT OF MOTORCYCLIST KNOCKING HIM OFF HIS BIKE.

Details of Personal Injury Accidents for Period - **01/01/2014** **to** **31/05/2019** (65) months

Selection:
; Refined using Accidents within selected Polygons -2003 Query Sites ("MJB/MAYERBROWN/WOODCOTEGREENRD")

Notes:
Woodcote Green Road

			Vehicles					Casualties		
Police Ref.	Day	Location Description	Veh No / Type / Manv / Dir / Class					Sex / Age / Sev		
	Date									
Road No. **2nd Road No.**	Time									
Grid Ref.	D/L									
	R.S.C									
	Weather									
	Speed									
	Account of Accident									
Causation Factor:										

EP18547/16	Tuesday	WOODCOTE GREEN ROAD AT	Veh 1	Car	Turning right	NE to NW				
	18/10/2016	JUNCTION WITH DIGDENS RISE	Veh 2	Car	Going ahead	SW to NE	Dri	F	19	Slight
R1: U 2202	1610hrs	EPSOM								
R2: U	Daylight:street lights present									
E 520,337	Dry									
N 159,618	Fine without high winds									
	30 mph									

Causation Factor: **Participant:** **Confidence:**

1st: Failed to look properly — Vehicle 001 — Very Likely

VEHICLE 1 HAS BEEN TRAVELLING SOUTHBOUND ON WOODCOTE GREEN ROAD. VEHICLE 1 HAS SIGNALLED TO TURN RIGHT INTO DIGDENS RISE. VEHICLE 1 HAS FAILED TO SEE VEHICLE 2 TRAVELING NORTHBOUND ON WOODCOTE GREEN ROAD AND VEHICLE 1 HAS PULLED ACROSS INTO THE NORTHBOU

EP28446/16	Wednesday	WOODCOTE GREEN ROAD EPSOM	Veh 1	Car	Stopping	SW to NE	Ped	M	14	Serious
	16/11/2016									
R1: U 2202	0755hrs									
	Daylight:street lights present									
E 520,323	Wet/Damp									
N 159,608	Fine without high winds									
	30 mph									

Causation Factor: **Participant:** **Confidence:**

1st: Failed to look properly — Casualty 001 — Very Likely

CASUALTY 1 HAS CROSSED WOODCOTE GREEN ROAD NEAR TO THE BUS STOP WHEN HE SAW HIS MUM WITHOUT LOOKING TO SEE IF ANY VEHICLES WERE COMING. VEHICLE 1 HAS THEN HIT CASUALTY 1 CAUSING HIM TO GO ONTO THE BONNET AND SMASH THE WINDSCREEN

EP58526/17	Monday	A24 SOUTH STREET OUTSIDE NO.61	Veh 1	Pedal cycle	Going ahead	S to N	Dri	F	48	Slight
	20/02/2017	EPSOM	Veh 2	Car	O/take m/veh o/side	S to N				
R1: A 24	1640hrs									
	Daylight:street lights present									
E 520,606	Dry									
N 160,485	Fine with high winds									
	30 mph									

Causation Factor: **Participant:** **Confidence:**

1st: Failed to look properly — Vehicle 002 — Very Likely

V2 (CAR) HAS OVERTAKEN V1 (BICYCLE). V2 HAS CLIPPED HANDLEBARS OF V1 IN THE OVERTAKE MANOUVRE CAUSING THE BICYCLE TO LOSE CONTROL. V2 HAS PASSED IN FRONT OF BICYCLE AND BRAKED SUDDENLY CAUSING V1 TO COLLIDED WITH THE REAR IF V2.

Details of Personal Injury Accidents for Period - **01/01/2014** **to** **31/05/2019** (65) months

Selection:
; Refined using Accidents within selected Polygons -2003 Query Sites ("MJB/MAYERBROWN/WOODCOTEGREENRD")

Notes:
Woodcote Green Road

			Vehicles				Casualties		
Police Ref.	Day	Location Description	Veh No / Type / Manv / Dir / Class				Sex / Age / Sev		
	Date								
Road No.	Time								
2nd Road No.									
Grid Ref.	D/L								
	R.S.C								
	Weather								
	Speed								
	Account of Accident								
Causation Factor:									

EP00870/17	Wednesday	A24 DORKING ROAD JUNCTION	Veh 1	Car	Turning right	SW to S				
	05/07/2017	WITH WOODCOTE SIDE EPSOM	Veh 2	M/C > 500 cc	O/take m/veh o/side	SW to NE	Dri	M	48	Slight
R1: A 24	1750hrs									
R2: U	Daylight:street lights present									
E 519,934	Dry									
N 159,817	Fine without high winds									
	30 mph									

Causation Factor:		**Participant:**	**Confidence:**
1st:	Failed to look properly	Vehicle 001	Very Likely
2nd:	Failed to signal/Misleading signal	Vehicle 001	Possible
3rd:	Exceeding speed limit	Vehicle 002	Possible
4th:	Failed to judge other persons path or speed	Vehicle 002	Possible

DRIVER OF VEHICLE 1 WAS DRIVING FROM ASHTEAD TOWARDS EPSOM. THERE WAS HEAVY TRAFFIC. VEHICLE 2 WAS DRIVING THE SAME WAY BUT OVERTAKING. VEHICLE 1 WENT TO TURN RIGHT OFF DORKING ROAD INTO WOODCOTE SIDE. VEHICLE 2 OVERTOOK AND COLLIDED ON THE OFFSIDE OF VE

EP04438/17	Saturday	WOODCOTE GREEN ROAD AT	Veh 1	Pedal cycle	Stopping	S to N	Dri	M	39	Serious
	15/07/2017	JUNCTION WITH WOODCOTE SIDE	Veh 2	Car	Turning right	W to E				
R1: U 2202	1950hrs	EPSOM								
R2: U	Daylight:street lights present									
E 520,149	Wet/Damp									
N 159,457	Fine without high winds									
	30 mph									

Causation Factor:		**Participant:**	**Confidence:**
1st:	Failed to look properly	Vehicle 002	Very Likely

V1 GOING AHEAD ON WOODCOTE GREEN LANE WHEN V2 HAS CROSSED IN FRONT CAUSING V1 TO SUSTAIN INJURIES WHEN COMING OFF BIKE.

EP20350/17	Sunday	WOODCOTE GREEN ROAD EPSOM	Veh 1	Pedal cycle	Going ahead	SW to NE	Dri	M	45	Serious
	10/09/2017									
R1: U 2202	1340hrs									
	Daylight:street lights present									
E 520,391	Dry									
N 159,666	Fine without high winds									
	30 mph									

Causation Factor:		**Participant:**	**Confidence:**
1st:	Loss of control	Vehicle 001	Very Likely

V1 TRAVELLING NORTHEAST ON WOODCOTE GREEN RD HAS LOST CONTROL AND FALLEN FROM VEHICLE

Details of Personal Injury Accidents for Period - **01/01/2014** **to** **31/05/2019** (65) months

Selection:
; Refined using Accidents within selected Polygons -2003 Query Sites ("MJB/MAYERBROWN/WOODCOTEGREENRD")

Notes:
Woodcote Green Road

			Vehicles					Casualties		
Police Ref.	Day	Location Description	Veh No / Type / Manv / Dir / Class					Sex / Age / Sev		
	Date									
Road No. **2nd Road No.**	Time									
Grid Ref.	D/L									
	R.S.C									
	Weather									
	Speed									
	Account of Accident									
Causation Factor:										

EP21795/17	Monday	A24 SOUTH STREET AT JUNCTION WITH WOODCOTE ROAD EPSOM	Veh 1	Car	Stopping	SW to N				
	11/09/2017		Veh 2	Car	Wait go ahead held	SW to N	Dri	F	42	Slight
R1: A 24	1000hrs									
R2: U	Daylight:street lights present									
E 520,583	Wet/Damp									
N 160,255	Fine without high winds									
	30 mph									

Causation Factor:		**Participant:**	**Confidence:**
1st:	Failed to look properly	Vehicle 002	Very Likely

VEHICLE 2 HAS STOPPED AFTER TRAFFIC LIGHTS. VEHICLE 1 WAS BEHIND VEHICLE 2 AND WAS UNABLE TO BRAKE IN TIME CAUSING VEHICLE 1 TO COLLIDE INTO THE REAR OF VEHICLE 2.

EP45340/17	Friday	A24 DORKING ROAD AT JUNCTION WITH ST MARGARETS DRIVE EPSOM	Veh 1	Car	Turning right	NE to SE	FSP	F	64	Slight
	24/11/2017		Veh 2	Car	Going ahead	SW to NE				
R1: A 24	1715hrs									
R2: U	Darkness: street lights present a									
E 520,506	Dry									
N 160,189	Fine without high winds									
	30 mph									

Causation Factor:		**Participant:**	**Confidence:**
1st:	Failed to look properly	Vehicle 001	Very Likely

VEHICLE 2 TRAVELLING NORTH EAST ON A24 DORKING ROAD. VEHICLE 1 TRAVELLING SOUTH WEST ON SAME ROAD. VEHICLE 1 INDICATING RIGHT TO TURN INTO ST MARGARETS DRIVE. VEHICLE 1 HAS COLLIDED WITH OFFSIDE OF VEHICLE 2 RUNNING ALONG LENGTH OF VEHICLE. VEHICLE 2 HAS

EP51281/17	Friday	WOODCOTE GREEN ROAD EPSOM	Veh 1	Car	Going ahead	SW to NE	Ped	M	51	Slight
	15/12/2017									
R1: U 2202	1930hrs									
	Darkness: street lights present a									
E 520,423	Wet/Damp									
N 159,699	Other									
	30 mph									

Causation Factor:		**Participant:**	**Confidence:**
1st:	Failed to look properly	Casualty 001	Very Likely

VEHICLE 1 HAS NOT SEEN PEDESTRIAN ON ZEBRA CROSSING AT REAR OF EPSOM HOSPITAL. VEHICLE 1 HAS HIT PEDESTRIAN AND PULLED OVER WITHIN TWENTY METRES OF THE CROSSING. FROM THE WITNESS ACCOUNT IT APPEARS THAT TUE PEDESTRIAN HASN'T LOOKED AND CROSSED THE ZEBRA

Details of Personal Injury Accidents for Period - **01/01/2014** **to** **31/05/2019** (65) months

Selection:
; Refined using Accidents within selected Polygons -2003 Query Sites ("MJB/MAYERBROWN/WOODCOTEGREENRD")

Notes:
Woodcote Green Road

Police Ref. / Road No. / 2nd Road No. / Grid Ref.	Day / Date / Time / D/L / R.S.C / Weather / Speed / Account of Accident	Location Description	Vehicles: Veh No / Type / Manv / Dir / Class	Casualties: Sex / Age / Sev
Causation Factor:				
EP65002/18	Friday 02/02/2018 1740hrs	WOODCOTE SIDE AT JUNCTION WITH WILERHATCH LANE EPSOM	Veh 1 Car Turning right N to W Veh 2 Pedal cycle Going ahead S to N Dri	M 26 Serious
R1: U 2202				
R2: U	Darkness: no street lighting			
E 520,150	Dry			
N 159,452	Fine without high winds			
	30 mph			

Causation Factor:		**Participant:**	**Confidence:**
1st:	Failed to look properly	Vehicle 001	Possible
2nd:	Travelling too fast for conditions	Vehicle 002	Very Likely

V1 HAS BEEN TRAVELLING ALONG WOODCOTE GREEN ROAD HEADING WEST. V1 HAS COME TO A BEND AT THE JUNCTION WITH WOODCOTE SIDE. V1 HAS TURNED RIGHT INTO WOODCOTE SIDE AND COLLIDED WITH V2 WHO WAS TRAVELLING NORTH ON WILMERHATCH LANE

EP11982/18	Friday 20/07/2018 1900hrs	WOODCOTE GREEN ROAD AT JUNCTION WITH REAR ENTRANCE TO EPSOM GENERAL HOSPITAL	Veh 1 Car Turning right NE to NW Dri Veh 2 O/take s/veh o/side NE to SW	F 48 Slight
R1: U 2202				
R2: U	Daylight:street lights present			
E 520,491	Dry			
N 159,748	Fine without high winds			
	30 mph			

Causation Factor:		**Participant:**	**Confidence:**
1st:	Vehicle in course of crime	Vehicle 1	Very Likely

V1 FIRE ENGINE ON EMERGENCY RESPONSE DRIVING ALONG WOODCOTE GREEN ROAD HAS APPROACHED STATIONARY V2. IT IS UNKNOWN IF V2 WAS INDICATING RIGHT.

EP34803/18	Monday 24/09/2018 0752hrs	WOODCOTE GREEN ROAD APPROACHING WOODCOTE SIDE EPSOM	Veh 1 Car Going ahead LH bend NE to S Veh 2 Car Stopping N to S Dri	M 40 Slight
R1: U 2202				
	Daylight:street lights present			
E 520,153	Dry			
N 159,477	Fine without high winds			
	30 mph			

Causation Factor:		**Participant:**	**Confidence:**
1st:	Failed to look properly	Vehicle 1	Possible

V1 HAS ENTERED THE LEFT HAND BEND WITH OUT REDUCING THEIR SPEED AND WHEN THEY HAVE SEEN V2 THEY HAVE NOT HAD ENOUGH TIME TO BRAKE SUCCESSFULLY AND V1 HAS COLLIDED WITH THE BACK OF V2.

Details of Personal Injury Accidents for Period - **01/01/2014** **to** **31/05/2019** (65) months

Selection:
; Refined using Accidents within selected Polygons -2003 Query Sites ("MJB/MAYERBROWN/WOODCOTEGREENRD")

Notes:
Woodcote Green Road

Police Ref. / Road No. / 2nd Road No. / Grid Ref.	Day / Date / Time / D/L / R.S.C / Weather / Speed / Account of Accident	Location Description	Vehicles: Veh No / Type / Manv / Dir / Class	Casualties: Sex / Age / Sev
Causation Factor:				
EP01870/18	Wednesday 21/11/2018 1905hrs	WOODCOTE ROAD AT JUNCTION WITH AVENUE ROAD EPSOM	Veh 1 Car Going ahead S to N Veh 2 Car Wait to turn right S to E Dri	F 59 Serious
R1: U 2202	Darkness: street lighting unkno			
R2: U	Wet/Damp			
E 520,644	Fine without high winds			
N 160,058	30 mph			

Causation Factor:		Participant:	Confidence:
1st:	Following too close	Vehicle 1	Very Likely

V1 AND 2 ON WOODCOTE ROAD HEADING NORTH TOWARDS DORKING ROAD. V2 IN FRONT INTENDING TO TURN RIGHT ONTO AVENUE ROAD SLOWED TO A STOP. V1 HAS COLLIDED WITH THE REAR OF V2

EP04884/18	Tuesday 25/12/2018 1848hrs	A24 DORKING ROAD AT JUNCTION WITH WOODCOTE SIDE EPSOM	Veh 1 Car Turning right SW to S Veh 2 M/C < 125 cc Going ahead NE to SW Dri	M 28 Serious
R1: A 24	Darkness: street lights present a			
R2: U	Wet/Damp			
E 519,935	Fine without high winds			
N 159,814	30 mph			

Causation Factor:		Participant:	Confidence:
1st:	Junction overshoot	Vehicle 1	Very Likely

V1 HAS TURNED RIGHT FROM DORKING ROAD ONTO WOODCOTE SIDE WHERE V1 HAS THEN COLLIDED WITH V2. V1S CAR WAS POSITIONED AS THOUGH IT HAS OVERSHOT THE JUNCTION.

EP08133/19	Tuesday 01/01/2019 1702hrs	A24 DORKING ROADAT JUNCTION WITHWOODCOTE ROAD EPSOM	Veh 1 Car Wait to turn right SW to S Dri Veh 2 Goods 3.5 - 7.5t Wait go ahead held SW to NE	F 75 Slight
R1: A 24	Darkness: street lighting unkno			
R2: A 24	Dry			
E 520,578	Fine without high winds			
N 160,250	30 mph			

V2 A LORRY HIT V1 AND F/T/S

Details of Personal Injury Accidents for Period - 01/01/2014 to 31/05/2019 (65) months

Selection:
; Refined using Accidents within selected Polygons -2003 Query Sites ("MJB/MAYERBROWN/WOODCOTEGREENRD")

Notes:
Woodcote Green Road

Police Ref. / Road No. / 2nd Road No. / Grid Ref.	Day / Date / Time / D/L / R.S.C / Weather / Speed / Account of Accident	Location Description	Vehicles: Veh No / Type / Manv / Dir / Class	Casualties: Sex / Age / Sev
Causation Factor:				

EP33050/19
R1: A 246
R2: U
E 520,474
N 159,883

Saturday
20/04/2019
1835hrs
Daylight:street lights present
Dry
Fine without high winds
30 mph

Veh No	Type	Manv	Dir		Class		
Veh 1	M/C Unknown	Stopping	E to W	Dri	M	18	Slight
Veh 2	Car	Turning right	E to W				

Causation Factor:		Participant:	Confidence:
1st:	Dazzling sun	Vehicle 1	Very Likely
2nd:	Defective brakes	Vehicle 1	Possible
3rd:	Failed to look properly	Vehicle 1	

V1 WAS TRAVELLING BEHIND V2 ALONG GUILDFORD ROAD IN A WESTBOUND DIRECTION TOWARDS GUILDFORD. V2 HAD GONE TO A STATIONARY POSITION IN ORDER TO INDICATE RIGHT ONTO EAST STREET WHEN V1 FAILED TO SLOW DOWN IN TIME AND SUBSEQUENTLY COLLIDED WITH THE REAR NEA
R SIDE OF V2. THIS RESULTED IN THE DRIVER OF V1 FALLING OFF HIS MOPED AND CAUSING INJURIES TO SELF. LIGHT DAMAGE WAS CAUSED TO V2 WITH THE REAR NEAR SIDE DISPLAYING A LARGE DENT AND SCRATCHES. V1 - THE SCOOTER SUSTAINED HEAVY DAMAGE DUE TO TH E

EP36121/19
R1: A 24
R2: U
E 519,931
N 159,814

Wednesday
01/05/2019
1900hrs
Daylight:street lights present
Dry
Fine without high winds
30 mph

DORKING ROAD (A24) AT JUNCTION WITH WOODCOTE SIDE

Veh No	Type	Manv	Dir		Class		
Veh 1	Pedal cycle	Going ahead	NE to SE	Dri	M	41	Slight
Veh 2	Car	Starting	NE to SW				

CYCLIST WAS CYCLING ON DORKING ROAD WHEN IT WAS HIT BY VEH 2 COMING OUT OF WOODCOTE SIDE. CYCLIST HAS FALLEN TO THE GROUND AND SUSTAINED SLIGHT INJURY. DETAILS WERE EXCHANGED.

EP12856/14
R1: A 24
R2: U
E 520,586
N 160,258

Saturday
08/02/2014
1010hrs
Daylight:street lights present
Wet/Damp
Raining without high winds
30 mph

A24 SOUTH STREET AT JUNCTION WITH WOODCOTE ROAD EPSOM

Veh No	Type	Manv	Dir		Class		
Veh 1	Car	Turning right	S to NE				
Veh 2	M/C > 125 cc	Going ahead	NE to SW	Dri	M	18	Slight

V2 HAS OVERTAKEN AND ACCELERATED TO GET THROUGH TRAFFIC LIGHTS AS THEY WERE CHANGING. V1 HAS NOT SEEN V2 UNTIL TOO LATE DUE TO HEAVY RAIN. V1 HAS TURNED INTO PATH OF V2 AND NEITHER HAVE BEEN ABLE TO STOP IN TIME